

ENGLISH

GRADE

1

*Umumiy o'рта ta'lim maktablarining
1-sinfi uchun darslik*

*O'zbekiston Respublikasi Xalq ta'limi vazirligi
nashrga tavsiya etgan*

Yangi nashr

Tashkent – 2021

UO'K 811.111(075.3)

KBK 81.2 Eng

I 54

Tuzuvchilar:

Bumoxira Sulaymanova, Zumratxon Shukurova,
Sabohat Maxmudova, Layli Avezova,
Shoxsanamxon Mirzayeva, Shahnoza Juramurodova

Loyiha koordinatori:

Javlonbek Meliboyev

Taqrizchilar:

Saida Akbarova – *Toshkent shahridagi Xalqaro Vestminster Universiteti «Global ta'lim» kafedrasida akademik ingliz tili fani o'qituvchisi, Filologiya fanlari nomzodi*

Xushnamo Burhonxo'jayeva – *Toshkent shahar Chilonzor tumani 195-ixtisoslashtirilgan davlat umumta'lim maktabi ingliz tili fani o'qituvchisi*

SHARTLI BELGILAR:



Find



Collaborate



Fun time



Create



Listen and chant



Homework



Listen



Look



Play time



Sing



Think



Watch the video

Ingliz tili [Matn]: 1-sinf uchun darslik/B. Sulaymanova [va boshq.]. –
Toshkent: Respublika ta'lim markazi, 2021. – 104 b.


*Respublika maqsadli kitob jamg'armasi
mablag'lari hisobidan chop etildi.*

*Original maket va dizayn konsepsiyasi
Respublika ta'lim markazi tomonidan ishlandi.*

ISBN 978-9943-7156-3-9

© Respublika ta'lim markazi, 2021

CONTENT



Unit 1 5
Hey! Hello, there!

Unit 2 15
My family

Project work 23

Unit 4 35
My room

Unit 3 25
My school

Project work 43

Unit 6 55
Weather and seasons

Unit 5 45
Body parts

Project work 63

Unit 8 75
Food

Unit 7 65
Fruits and Vegetables

Project work 83

Project work 93

Unit 9 85
Pets

Reviews 94





UNIT 1

HEY! HELLO, THERE!






HOW ARE YOU?



1. Listen and repeat.



2. Play Time!



3. Listen and circle.

AB. p.4



4. Watch the video.



5. Look, point and say.

Unit 1



6. Fun Time!



WHAT IS YOUR NAME? HOW OLD ARE YOU?



1. Watch the video again and act out.



2. Listen and chant.



3. Play Time!



4. Listen and tick.

AB. p.5



5. Collaborate.

What is your name?



My name isSmarty

What is your name?



I am Sharpy



6. Fun Time!

Unit 1

ARE YOU HAPPY?




1. Watch the video.



2. Sing and show.



3. Look, point and say.



4. Listen and number. **AB. p.6**



5. Collaborate.



6. Fun Time!




DO YOU KNOW THE GREETING CULTURES?



1. Look at the pictures. What can you see?



2. Watch the video and discuss.



Unit 1



3. Look and match.

AB. p.7



4. Think. Which countries do these greetings belong to?



5. Fun Time!



CAN YOU BE POLITE?



1. Watch the video.



2. Look and discuss.



Our value: Be polite!

Unit 1





3. Look and choose.

Our value is...



Be polite!



Sharing is caring!



Be helpful!



Save water!



4. Find the objects in the story.



5. Look and match.

AB. p.8



6. Collaborate.

How do you say?

Hello!

We say "Good afternoon!"



CAN YOU SAY A, B, C?



1. Listen and repeat.



2. Listen and chant.

A > Ant  Ax  Apple 

B > Box  Boy  Bat 

C > Car  Cap  Cat 



3. Listen and tick.

AB. p.9



4. Listen and point.



5. Listen and repeat. Tongue Twister.

Angry ant 

Angry apple 

Angry ant 

Angry apple 



6. Fun Time!



Map of New Words (Units 2-3)





UNIT 2

MY FAMILY



Lesson 1

WHO IS IN YOUR FAMILY?



1. Listen and repeat.



2. Play Time!



Father



Mother



Grandmother



Sister



Brother



Grandfather



3. Listen and circle.

AB. p.10



4. Watch the video.



5. Look, point and say.

Unit 2



6. Fun Time!



WHO IS THIS?



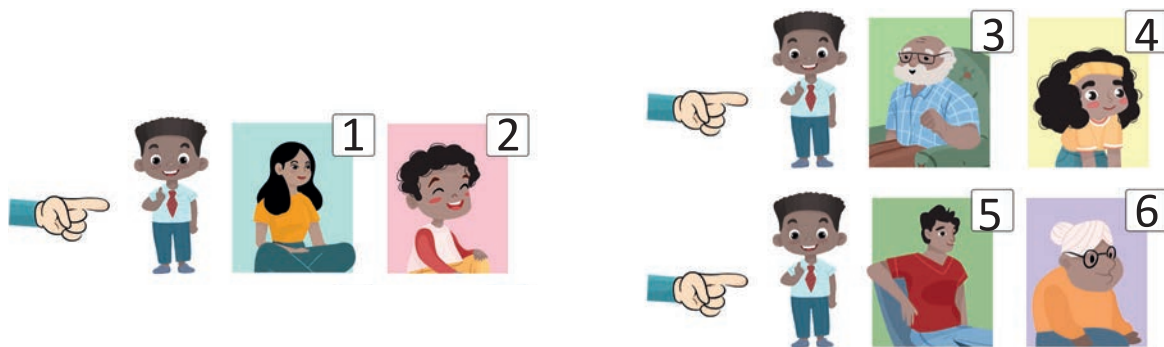
1. Watch the video again and act out.



2. Listen and chant.



3. Play Time!



4. Listen and tick.

AB. p.11



5. Collaborate.

Who is family 7?



6. Fun Time!

Unit 2

IS YOUR FAMILY BIG OR SMALL?



1. Watch the video.



2. Sing and show.



3. Look, point and say.



4. Listen and number.

AB. p.12



5. Collaborate.



Is your family big?



It is big



Is your family big?



It is small



6. Fun Time!



DO ANIMALS HAVE FAMILIES?



1. Look at the pictures. What can you see?



2. Watch the video and discuss.



3. Look and match.

AB. p.13



4. Think. Who is mom, dad or baby?



5. Fun Time!


CAN YOU BE HELPFUL?



1. Watch the video.



2. Look and discuss.



Our value: Be helpful!

Unit 2





3. Look and choose.

Our value is...



Be kind!



Be caring!



Be helpful!



Be strong!



4. Find the objects in the story.



5. Look and match.

AB. p.14



6. Collaborate.



CAN YOU SAY D, E, F?



1. Listen and repeat.



2. Listen and chant.

D Dog Doll Desk

E Eight Egg Elephant

F Fan Five Fox



3. Listen and tick. AB. p.15



4. Listen and point.

F **D** **E** **F** **D** **E**



5. Listen and repeat. Tongue Twister.

Eight Dogs Eight Foxes



6. Fun Time!



PROJECT WORK: MY PASSPORT



1. Look at the pictures and discuss.

With pictures



Different Colours



2. Think. Which of these should be in a passport?



Family Photo

Colour I like

Age 7



Name: Jolly

Toy I like

My Photo




3. Create your own passport.

Think of:

Colour


Picture



How do passports in your country look like?
Go home and find out!

Project work 1





UNIT 3

MY SCHOOL



Lesson 1

WHAT IS IN YOUR CLASSROOM?



1. Listen and repeat.



2. Play Time!



Desk



Chair




Window



Door



Bookshelf



Board



3. Listen and circle.

AB. p.18



4. Watch the video.



5. Look, point and say.

Unit 3



6. Fun Time!



WHAT IS THIS? WHO IS THIS?




1. Watch the video again and act out.



2. Listen and chant.



3. Play Time!

What is this? 

?

What is this? 


?

Who is this? 


?

This is a door 

!

This is a computer 

!

This is a teacher 

!



4. Listen and tick.

AB. p.19



5. Collaborate.

Girls' Team

What is this?



Boys' Team

Who is this?



6. Fun Time!

Unit 3

WHAT IS IN YOUR BAG?



1. Watch the video.



2. Sing and show.



3. Look, point and say.



Unit 3



4. Listen and tick.

AB. p.20



5. Collaborate.

What is this?

What is in your bag?



This is my bag

I have got a book, a pen...



6. Fun Time!



DO YOU KNOW THE COLOURS OF THE WORLD?



1. Look at the pictures. What can you see?



2. Watch the video and discuss.



Unit 3



3. Look and match.

AB. p.21



4. Think. Where are they from?



South Korea



Uzbekistan



Turkey



India



5. Fun Time!

CAN YOU SHARE?



1. Watch the video.



2. Look and discuss.



Unit 3

Our value: Sharing is caring!





3. Look and choose.

Our value is...



Stay healthy!



Sharing is caring!




Be helpful!



Save water!



4. Find the objects in the story.



Unit 3



5. Look and match.

AB. p.22



6. Collaborate.

Hello! Hello! Can you share...






CAN YOU SAY G, H, I?



1. Listen and repeat.



2. Listen and chant.

G > Girl  Gift  Glasses 

H > Horse  Hat  House 

I > Ink  Insect  Internet 



3. Listen and tick.

AB. p.23







4. Listen and point.

G H G I H I



5. Listen and repeat. Tongue Twister.


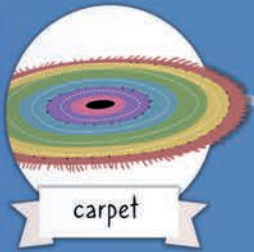
Gift  House  Gift  Hat 



6. Fun Time!



Map of New Words (Units 4-5)





UNIT 4

MY ROOM



Lesson 1


WHAT IS IN YOUR ROOM?



1. Listen and repeat.



2. Play Time!



3. Listen and circle.

AB. p.24



4. Watch the video.




5. Look, point and say.

Unit 4



6. Fun Time!



WHAT COLOUR IS IT?



1. Watch the video again and act out.




2. Listen and chant.



3. Play Time!

What colour is it? 


?

It is red 

!

What colour is it? 


?

It is blue 

!

What colour is it? 

?

It is green 

!



4. Listen and tick.

AB. p.25



5. Collaborate.

What colour is it?



6. Fun Time!

Unit 4

WHAT CAN YOU SEE IN YOUR ROOM?



1. Watch the video.



2. Listen and sing.



3. Look, point and say.



4. Listen and number.


AB. p.26



5. Collaborate.



6. Fun Time!



WHERE DO THEY LIVE?



1. Look at the pictures.
What can you see?



2. Watch the video
and discuss.



3. Look and match. AB. p.27



4. Think. What animals can you see in the Zoo?
(Look at the pictures in ex1.)



5. Fun Time!

CAN YOU TIDY UP YOUR ROOM?



1. Watch the video.




2. Look and discuss.

Unit 4



Our value: Tidy up your room!





3. Look and choose.

Our value is...



Be polite!



Tidy up your room!



Be strong!



Sharing is caring!



4. Find the objects in the story.





5. Look and match.

AB. p.28



6. Collaborate.



CAN YOU SAY J, K, L?



1. Listen and repeat.



2. Listen and chant.

J > Jet  Jacket  Juice 

K > Keys  Kite  Kangaroo 

L > Lion  Light  Lock 



3. Listen and tick.

AB. p.29



4. Listen and point.

J L

K L

J K



5. Listen and repeat. Tongue Twister.

Lion 


Kite 

Lion 

Light 



6. Fun Time!




PROJECT WORK: MY TV MODEL



1. Look at these pictures and discuss.



Have you ever seen them before?




2. Think. Point and say the evolution of TV with numbers.



Project work 2



3. Create your own TV model.



Tips for TV model:

1. Name it
2. Colour it
3. Shape it



What kind of TV do you use at home? Go home and find out.



UNIT 5

BODY PARTS



DO YOU KNOW BODY PARTS?



1. Listen and repeat.



2. Play Time!



Head




Leg



Hand



Hair



Eye



Nose



3. Listen and circle.

AB. p.32



4. Watch the video.




5. Look, point and say.

Unit 5



6. Fun Time!



HAVE YOU GOT SIX LEGS?



1. Watch the video again and act out.



2. Listen and chant.



3. Play Time!

+	+				-	-				?	+	+			
-	-				+	+				?	-	-			



4. Listen and tick.

AB. p.33



5. Collaborate.



Have you got 4 legs?



No, I haven't



6. Fun Time!

Unit 5

CAN YOU TOUCH YOUR HEAD?




1. Watch the video.



2. Sing and show.



3. Look, point and say.



4. Listen and circle.


AB. p.34



5. Collaborate.



6. Fun Time!



WHAT SENSE IS IT?



1. Look at the pictures. What can you see?



2. Watch the video and discuss.



See



Hear



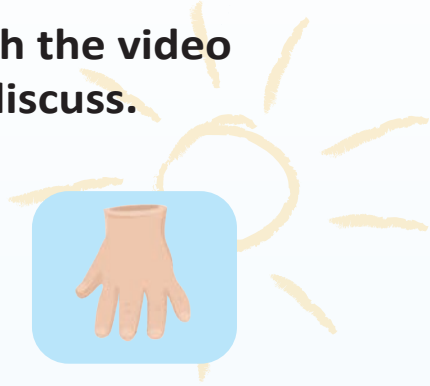
Taste



Smell



Touch



3. Look, tick or cross.


AB. p.35



4. Think. Say YES or NO.



Unit 5



5. Fun Time!



CAN YOU SAVE WATER?



1. Watch the video.




2. Look and discuss.



Unit 5

Our value: Save water!





3. Look and choose.

Our value is...



Save water!



Be polite!



Be caring!



Be helpful!



4. Find the objects in the story.



5. Look and match.

AB. p.36



6. Collaborate.



CAN YOU SAY M, N, O?



1. Listen and repeat.



2. Listen and chant.

M Mouth Mom Milk

N Neck Nose Net

O Orange Oval Ocean



3. Listen and circle.

AB. p.37



4. Listen and point.

M N

O N

M O



5. Listen and repeat. Tongue Twister.

Nine


Necks

Nine

Noses



6. Fun Time!



Map of New Words (Units 6-7)

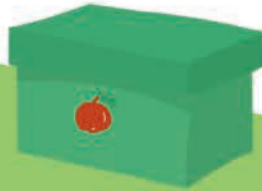






UNIT 6

WEATHER AND SEASONS



IS IT RAINY TODAY?



1. Listen and repeat.



2. Play Time!



Warm



Hot



Cold



Cool



Sunny



Rainy



3. Listen and circle.

AB. p.38




4. Watch the video.



5. Look, point and say.



6. Fun Time!



HOW IS THE WEATHER TODAY?





1. Watch the video again and act out.



2. Listen and chant.



3. Play Time!



4. Listen and circle.

AB. p.39



5. Collaborate.



How is the weather?



It's sunny and warm



6. Fun Time!

Unit 6

WHAT IS THE SEASON?



1. Watch the video.



2. Listen and sing.



3. Look, point and say.



Winter



Spring



Summer



Autumn



4. Listen, tick or cross.

AB. p.40



5. Collaborate.



Winter



Spring




Summer

Autumn



6. Fun Time!



WHAT CAN YOU SEE IN THE SKY?



**1. Look at the pictures.
What can you see?**



**2. Watch the video
and discuss.**



Sun



Moon



Cloud



Star



How is a rainbow formed?




3. Look and match. AB. p.41



4. Think. What can you see in the sky?

I can see ... / I can't see ...



5. Fun Time!

Unit 6


CAN YOU BE KIND?




1. Watch the video.



2. Look and discuss.



Our value: Be kind!





3. Look and choose.

Our value is...



Be strong!



Tidy up your room!



Be kind!



Stay healthy!



4. Find the objects in the story.

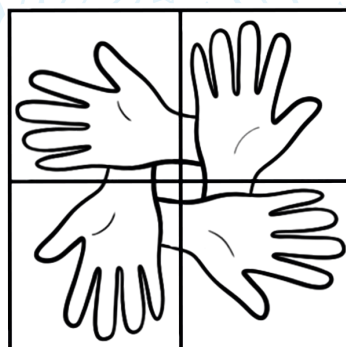


5. Look and match.

AB. p.42



6. Collaborate.



CAN YOU SAY P, Q, R?



1. Listen and repeat.



2. Listen and chant.

> Paper Pen Pencil

> Quiet Queen Question

> Red Rabbit Ring






3. Listen and circle.

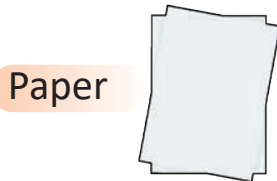
AB. p.43



4. Listen and point.



5. Listen and repeat. Tongue Twister.



6. Fun Time!




PROJECT WORK: MY RAINBOW



1. Look and discuss. How many colours does a rainbow have? Name the colours.



2. Think. Put in order. How does a rainbow form?



3. Create a rainbow.



Things you need:

1. Two glasses
2. Coloured markers
3. Water
4. Napkins



Go home and make your own rainbow. Take a photo.

Project work 3



UNIT 7

FRUITS AND VEGETABLES

D



B



E



IS IT A FRUIT OR A VEGETABLE?



1. Listen and repeat.



2. Play Time!




Cherry



Apple



Banana



Cucumber



Carrot



Tomato



3. Listen and circle.

AB. p.46



4. Watch the video.




5. Look, point and say.

Unit 7



6. Fun Time!



DO YOU LIKE BANANA?



1. Watch the video again and act out.



2. Listen and chant.



3. Play Time!

+	+		-	-	?	?	?	
I	☀️	🍏	I	☹️	?	👄	☀️	🍌
+	+		-	-	?	?	?	
I	☀️	🥒	I	☹️	?	👄	☀️	🍅



4. Listen and draw.

AB. p.47



5. Collaborate.



6. Fun Time!

Unit 7

DO YOU EAT RAINBOW?



1. Watch the video.



2. Listen and sing.



3. Look, point and say.



4. Listen and colour. AB. p.48




5. Collaborate.

Can you draw your yummy rainbow?



6. Fun Time!



DO YOU KNOW VITAMINS?



1. Look at the pictures.
What can you see?



2. Watch the video
and discuss.




3. Look and match.

AB. p.49



4. Think. What are they?



5. Fun Time!

DO YOU LIKE FRUITS AND VEGETABLES?



1. Watch the video.




2. Look and discuss.



Unit 7

Our value: Be strong!





3. Look and choose.

Our value is...



Be caring!



Tidy up your room!



Be strong!



Be polite!



4. Find the objects in the story.



5. Look, colour and name.

AB. p.50



6. Collaborate.



CAN YOU SAY S, T, U?



1. Listen and repeat.



2. Listen and chant.

S Snake Sun Sad

T Tree Table Tiger

U Umbrella Up Uncle





3. Listen and circle.

AB. p.51



4. Listen and point.



5. Listen and repeat. Tongue Twister.


Six

Sad

Snakes



6. Fun Time!



Map of New Words (Units 8-9)







UNIT 8

FOOD



Lesson 1

DO YOU LIKE APPLE JUICE?



1. Listen and repeat.



2. Play Time!




Chocolate




Sandwich



Egg



Juice



Cheese



Ice-cream



3. Listen and circle.

AB. p.52



4. Watch the video.




5. Look, point and say.

Unit 8



6. Fun Time!



HAVE YOU GOT AN ICE-CREAM?



1. Watch the video again and act out.



2. Listen and chant.



3. Play Time!

1	+	+	?	?	?
2	-	-	?	?	?
4	+	+	?	?	?
5	-	-	?	?	?
6	?	?	?	?	?



4. Listen, tick or cross. AB. p.53



5. Collaborate.



6. Fun Time!

Unit 8

WHAT DO YOU HAVE FOR BREAKFAST?



1. Watch the video.



2. Listen and sing.



3. Look, point and say.



4. Listen and tick.


AB. p.54



5. Collaborate.



6. Fun Time!



DO YOU LIKE RICE?



1. Look at the pictures.
What can you see?



2. Watch the video
and discuss.




3. Look and put in order.

AB. p.55



4. Think. Do they like rice?



5. Fun Time!



Unit 8

DO YOU LIKE PIZZA?




1. Watch the video.



2. Look and discuss.



Our value: Stay healthy!





3. Look and choose.

Our value is ...



Stay healthy!



Sharing is caring!



Be helpful!



Save water!



4. Find the objects in the story.



5. Look and match.

AB. p.56



6. Collaborate.

Draw your food, is it healthy?



Unit 8

CAN YOU SAY V, W, X?







1. Listen and repeat.



2. Listen and chant.

				
		Veggies	Van	Vest

				
		White	Window	Water

				
		Fox	Box	T-rex







3. Listen and circle.



AB. p.57



4. Listen and point.



5. Listen and repeat. Tongue Twister.


White 

Fox 

In the box 



6. Fun Time!



PROJECT WORK: MY FOOD PLATE




1. Look and discuss. What have they got in the plates?



 Yummy	 Lazy	 Jolly
 Tidy	 Tummy	 Sharp
 Friendly	 Shiny	 Smarty



2. Think. What food belongs to these countries?



3. Create your own food plate.



Think of:

- Taste
- Ingredients
- Vitamins

Draw and name it



Go home and find out. Are you healthy eater or not?

Project work 4





UNIT 9

PETS



Lesson 1



DO YOU LIKE PETS?



1. Listen and repeat.



2. Play Time!



3. Listen and circle.

AB. p.60



4. Watch the video.




5. Look, point and say.

Unit 9



6. Fun Time!



CAN YOU JUMP?




1. Watch the video again and act out.



2. Listen and chant.



3. Play Time!



4. Listen and circle. AB. p.61



5. Collaborate.



Can you swim?



No, I can't.



Yes, I can.



6. Fun Time!

Unit 9

HAVE YOU GOT A PET?



1. Watch the video.



2. Sing and show.



3. Look, point and say.



4. Listen and number.


AB. p.62



5. Collaborate.



6. Fun Time!



IS IT LIVING OR NON-LIVING?



1. Look at the pictures. What can you see?



2. Watch the video and discuss.




3. Look and match.

AB. p.63



4. Think. Is it living or non-living ?



5. Fun Time!



Unit 9

CAN YOU BE CARING?



1. Watch the video.




2. Look and discuss.



Unit 9

Our value: Be caring!





3. Look and choose.

Our value is ...



Tidy up your room!



Sharing is caring!



Be caring!



Stay healthy!



4. Find the objects in the story.



5. Look and match. AB. p.64



6. Collaborate.

I am pet,
I am happy

I am home,
I am big

I am food,
I am yummy




CAN YOU SAY Y, Z?



1. Listen and repeat.



2. Listen and chant.




Yogurt



Yellow



Yucky



Zoo



Zero



Zebra



3. Listen and circle.

AB. p.65



4. Listen and point.



5. Listen and repeat. Tongue Twister.

Yellow



Zebra




Yellow



Zero



6. Fun Time!



PROJECT WORK: MY DREAM HOUSE



1. Look and discuss.

Do you remember these project works?



2. Think. Which of these should be in your dream house?



3. Create your dream house!



Think of:

Number of rooms

Things in it

Number of people and who are they?

Pets













Go home, show your dream house to your family and ask them to leave comments or like.

Project work 5

Units 1-2

JEOPARDY

Review 1

<p>Phonics</p>		
<p>Grammar</p>		
<p>Grammar mix</p>		
<p>Vocabulary</p>		
<p>CLIL</p>		






Review 1

Units 3-4

JEOPARDY

Review 2

<p>Phonics</p>		
<p>Grammar</p>	 <p>What is this?</p>	 <p>Who is this?</p>
<p>Grammar mix</p>	 <p>What colour is it?</p>	
<p>Vocabulary</p>		
<p>CLIL</p>		







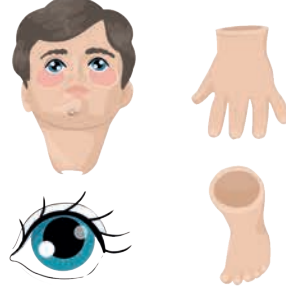





Review 2





Units 5-6

JEOPARDY

Review 3

<p>Phonics</p>	 <p>N</p>	 <p>P</p>
<p>Grammar</p>	<p>It is</p> 	
<p>Grammar mix</p>	<p>It is</p> 	
<p>Vocabulary</p>		
<p>CLIL</p>		













<p>O</p> 	<p>Q</p> 	<p>R</p> 
<p>It is</p> 		<p>It is</p> 
<p>It is</p> 		
		
		


Review 3


Units 7-8

JEOPARDY

Review 4

<p>Phonics</p>		
<p>Grammar</p>		
<p>Grammar mix</p>		
<p>Vocabulary</p>		
<p>CLIL</p>		
















Review 4


Unit 9

JEOPARDY

Review 5

<p>Phonics</p>		
<p>Grammar</p>		
<p>Grammar mix</p>		
<p>Vocabulary</p>		
<p>CLIL</p>		





Review 5

O'quv nashri

Bumoxira Sulaymanova, Zumratxon Shukurova,
Sabohat Maxmudova, Layli Avezova,
Shoxsanamxon Mirzayeva, Shahnoza Juramurodova

INGLIZ TILI

*Umumiy o'rta ta'lim maktablarining
1-sinfi uchun darslik*

Rassomlar:

Dilzodaxon Xamidjonova, Umid Sulaymonov

Muharrir:

Gulandom Bakiyeva

Musahhih:

Yulduz Nazarova

Texnik muharrir:

Akmal Sulaymonov

Badiiy muharrir:

Sarvar Farmonov

Dizayner va sahifalovchi:

Sanjarbek Doniyorov

Bosishga ruxsat etildi 01.07.2021. Bichimi 60x84 $\frac{1}{8}$.
Arial garniturası. Kegli 17 shponli. Ofset bosma.
Shartli bosma tabog'i 12,10. Nashriyot-hisob tabog'i 15,57.
Adadi 6 690 nusxa. Buyurtma № 49-21.

“Yangiyul Poligraph Service” MCHJ bosmaxonasida chop etildi.
112001. Toshkent viloyati, Yangiyo'l shahri,
Samarqand ko'chasi, 44-uy.