

ENGLISH

GRADE

1

*Umumiy o'rta ta'lim maktablarining
1-sinfi uchun mashq daftari*

*O'zbekiston Respublikasi Xalq ta'limi vazirligi
nashrga tavsiya etgan*

Yangi nashr

's Activity book

Tashkent – 2021

UO'K 811.111(075.3)

KBK 81.2Angl

I 54

Tuzuvchilar:

Bumoxira Sulaymanova, Zumratxon Shukurova,
Sabohat Maxmudova, Layli Avezova,
Shoxsanamxon Mirzayeva, Shahnoza Juramurodova

Loyiha koordinatori:

Javlonbek Meliboyev

Taqrizchilar:

Saida Akbarova – *Toshkent shahridagi Xalqaro Vestminster universiteti
«Global ta'lim» kafedrasida akademik ingliz tili fani
o'qituvchisi, filologiya fanlari nomzodi.*

Xushnamo Burhonxo'jayeva – *Toshkent shahri Chilonzor tumanidagi
195-ixtisoslashtirilgan davlat umumta'lim
maktabi ingliz tili fani o'qituvchisi.*

SHARTLI BELGILAR:



Look



Homework



Listen



Family time

Ingliz tili [Matn]: 1-sinf uchun mashq daftari / B.Sulaymanova [va boshq.]. –
Toshkent: Respublika ta'lim markazi, 2021. – 80 b.

Respublika maqsadli kitob jamg'armasi mablag'lari hisobidan chop
etildi.

Original maket va dizayn konsepsiyasi Respublika ta'lim markazi
tomonidan ishlandi.

ISBN 978-9943-7156-4-6

© Respublika ta'lim markazi, 2021

HURMATLI OTA-ONALAR, KELING, INGLIZ TILINI BIRGA O'RGANAMIZ!

Bolajonlarimiz – bizning kelajagimiz! Har bir ota-ona o'z farzandi kelajakda go'zal xulqli, ilmi va omadli bo'lishini istaydi. Omadli inson kim? U qobiliyatli insondir. Aslida qobilyatsiz odamning o'zi yo'q, ammo qobiliyati vaqtida shakllantirilmay, undan mahrum bo'lganlar ko'p. Biz O'zbekistonimizning kelajagini doimiy e'tiborda ulg'aygan, o'ziga ishongan, oilasini sevgan, shu asnoda Vatanni tanigan farzandlarimizda ko'ramiz. Bu istakni amalga oshirishda oila va maktabning hamkorligi juda muhim, chunki bolajonlarimiz shaxs sifatida shu ikki maskanda shakllanadi.

Hurmatli ota-ona, iltimos, farzandingizning bilim olishiga o'z hissangizni qo'shing. Unga ta'lim berayotgan o'qituvchi bilan doimiy hamkorlikni yo'lga qo'yish ta'lim sifatini yanada oshiradi. Ushbu darslik sizga bu borada juda qulay va oson aloqa vositasini taklif etadi.

Mashq daftarining oxirida berilgan *Family corner* (Oila burchagi) qismida uyga vazifada siz nimalarni so'rashingiz va farzandingizdan kutiladigan javoblar taqdim etilgan. Iltimos, har bir darsning uyga vazifasi so'ngida berilgan yulduzchalarni quyidagi yo'riqnoma asosida bo'yab boring:



– O'quvchi uyga vazifaning amaliy qismini bajara oldi.



– O'quvchi uyga vazifaning amaliy qismini bajara oldi, lekin og'zaki qismida xatolikka yo'l qo'ydi yoki aksincha.



– O'quvchi uyga vazifaning amaliy va og'zaki qismlarini bexato bajara oldi.

Bu jarayonni muntazam amalga oshirish orqali siz farzandingiz bilimidagi bo'shliqlarni o'qituvchiga yetkazib borasiz. O'qituvchi bo'shliqlarni o'z vaqtida to'ldirishga, siz esa farzandingizni til o'rganishga qo'yayotgan ilk qadamlarida qo'llab-quvvatlashga erishgan bo'lasiz.

Lesson 1

How are you?



3. Listen and circle.

1 2 3

4 5 6



Homework. 1. Draw and colour.

Hissiyotlarni ifodalovchi rasmlarni chizing va bo'yang.

Angry Hungry Happy

Sleepy Sad Thirsty



Family Time!

Evaluate! Baholang!



What is your name? How old are you?

Lesson 2



4. Listen and tick.

How old are you?



Homework. 1. Write the missing numbers and say.
Tushirib qoldirilgan raqamlarni yozing va ayting.

1 ... 3 4 ... 6 ... 8 9 ...

... 2 ... 4 5 ... 7 ... 9 10



Family Time!

Evaluate! Baholang!



Lesson 3 **Are you happy?**



4. Listen and number.



Homework. 1. Look and colour.
Qarang va bo'yang.

I am 6									
I am 8									
I am 5									
I am 7									



Family Time!

Evaluate! Baholang!



Do you know the greeting cultures?

Lesson 4



3. Look and match.

Philippines	
South Korea	
Germany	
India	
China	



1

UNIT

Homework. Create your own way of greeting.

Qiziqarli salomlashish usulini o'ylab toping va chizing.



Family Time!

Evaluate! Baholang!



Lesson 5

Can you be polite?




5. Look and match.



Homework. 1. Practice saying Good morning/ afternoon/evening or Hello.

Salomlashish iboralarini mashq qiling.



Family Time!

Evaluate! Baholang!











Can you say A, B, C?

Lesson 6



3. Listen and tick.

1	<input checked="" type="checkbox"/>					2
3					4	



Homework. 1. Look and draw.

Qarang, "A", "B" va "C" tovushlarini berilgan shakllar ichiga oling.

A
B
C

B
C
B
B
C

A
C
A
A
C
A
B



Family Time!

Evaluate! Baholang!



Lesson 1

Who is in your family?



3. Listen and circle.

1      

2      

3      

4      

5      

6      



Homework. 1. Colour the picture. Look, point and say. Who is in the family?

Rasmlarni bo'yang.
Oilada kimlar borligini
aying.



Family Time!

Evaluate! Baholang!



Who is this?

Lesson 2



4. Listen and tick.



Homework. 1. Draw your family and practice saying “This is my ...”. Oilangizning rasmini chizing va “This is my ...” (“Bu mening ...”) iborasini ishlatib, oila a’zolaringiz nomlarini ayting.



Family Time!

Evaluate! Baholang!



Lesson 3 **Is your family big or small?**



4. Listen and number.

Small family

3



Big family



Homework. 1. Count the people in the family. Then match pictures with numbers. Har bir oiladagi odamlarni sanang. Mos raqamni toping.

6 5



7 3



Family Time!

Evaluate! Baholang!



Do animals have families?

Lesson 4





3. Look and match the same colour for one family.

Dad
Mom
Baby



Homework. 1. Draw your favourite animal family.
O'zingiz yoqtirgan hayvon oilasining rasmini chizing.



Family Time!

Evaluate! Baholang!



Lesson 5

Can you be helpful?



5. Look and match.



Homework. 1. Help these people. **Odamlarga qidirayotgan narsalarini topishga yordam bering.**



Family Time!

Evaluate! Baholang!



Can you say D, E, F? Lesson 6



3. Listen and tick.

1



2



3



4



Homework. 1. Look and draw the lines.

Qarang va tovushlarni mos rasmlar bilan tutashtiring.

F



D



E



Family Time!

Evaluate! Baholang!



2

UNIT

Review

Homework



1. Look at the pictures and circle the odd one.
 Rasmlarga qarang va ortiqchasini belgilang.

1				
2				
3				
4				



2. Look at the pictures and circle.
 Rasmlarga qarang va mos harfni belgilang.

A F B		A D C		A E F	
A D B		C F A		A F D	



Homework

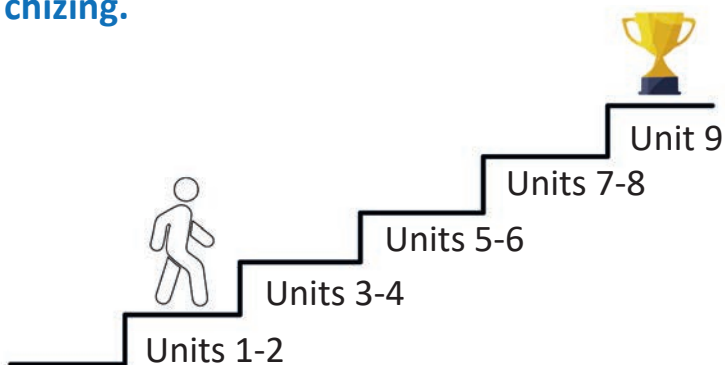
Review



3. Look and match the pictures with the right rebus.
Rasmga mos rebusni tanlang.



4. Draw yourself.
 Where are you on the way to the award?
Marraga yetish yo'lida qaysi bosqichda ekaningizni chizing.



Self-evaluation corner. **O'zingizni baholang.**

In the units 1 and 2 I am ...



OK



Good





Excellent

Lesson 1


What is in your classroom?



3. Listen and circle.



Homework. 1. Help Smarty to find the way to the classroom. **Smarty sinfxonasiga yetib borishiga yordam bering.**



Family Time!

Evaluate! Baholang!





What is this? Who is this?

Lesson 2





4. Listen and tick.

1 

2 

3 


4 

5 

6 

Homework. 1. Look. What is missing in the classroom? Guess and draw. Rasmga qarang.

Sinfxonada o'rgangan jihozlaringizdan nima yetishmayotganini toping. Bo'sh joyga uning rasmini chizing va bo'yang.



Family Time!

Evaluate! Baholang!





Lesson 3

What is in your bag?



4. Listen and tick.



Homework. 1. Open your bag and say what you have. Record and send it to your teacher!
Sumkangizdagi o'quv qurollarini ingliz tilida ayting.
Jarayonni tasvirga olib, o'qituvchingizga yuboring.



Family Time!

Evaluate! Baholang!



Do you know the colours of the world?

Lesson 4



3. Look and match.



Homework. 1. Make your splash art.

Bugun darsda o'rgangan ranglaringizga mos bo'yoqlar va bitta oq varaq oling.

Qog'ozda cho'tka yordamida chaplama (splash) hosil qiling.



Family Time!

Evaluate! Baholang!



Lesson 5

Can you share?



5. Look and match.




Homework. 1. Practice saying “I can share my pencil case, book, pen, pencil, rubber, notebook”. *Bo‘yang.* “I can share my...” birikmasini rasmda berilgan so‘zlarni qo‘yib, ingliz tilida aytishni mashq qiling.



Family Time!

Evaluate! Baholang!



Can you say G, H, I?

Lesson 6

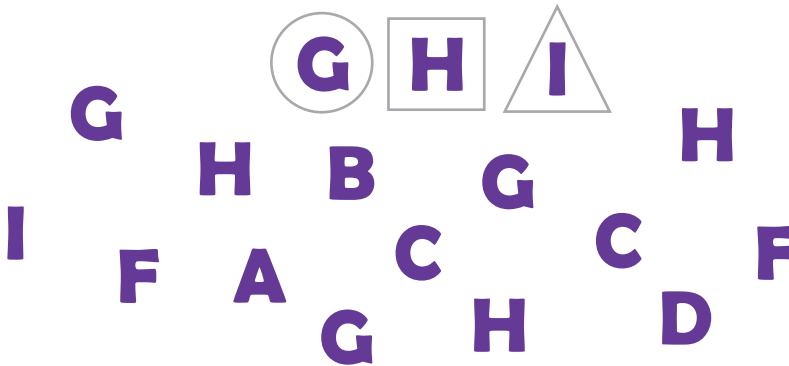


3. Listen and tick.



Homework. 1. Look and draw.

Qarang, "G", "H" va "I" tovushlarini berilgan shakllar ichiga oling.



Family Time!

Evaluate! Baholang!



Lesson 1

What is in your room?



3. Listen and circle.

1 

2 

3 

4 

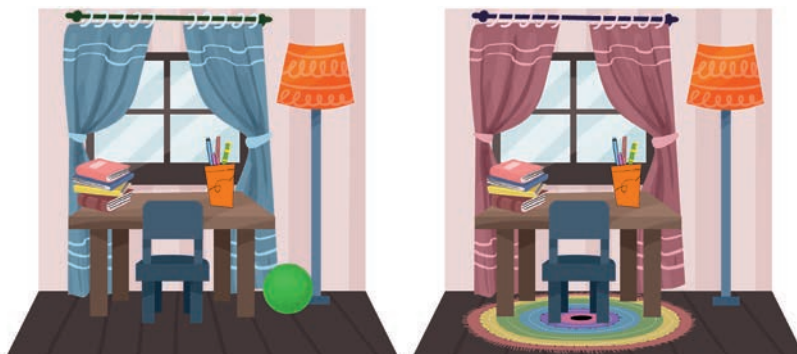
5 

6 



Homework. 1. Find the 3 differences.

Rasmlardagi 3 ta farqni toping.



Family Time!

Evaluate! Baholang!



What colour is it?

Lesson 2



4. Listen and tick.

1 <input checked="" type="checkbox"/> <input type="checkbox"/>	2 <input type="checkbox"/> <input type="checkbox"/>	3 <input type="checkbox"/> <input type="checkbox"/>
4 <input type="checkbox"/> <input type="checkbox"/>	5 <input type="checkbox"/> <input type="checkbox"/>	6 <input type="checkbox"/> <input type="checkbox"/>



Homework. 1. Colour. Look, point and say. What is in this room?

Bo'yang. Rasmga qarab bu xonada qanday jihozlar borligini ingliz tilida ayting.



Family Time!

Evaluate! Baholang!



Lesson 3

What can you see in your room?



4. Listen and number.



Homework. 1. Think. Which ones can you see in the room? Tick ✓ or cross X.

Berilgan rasmlarga qarab, ulardan qaysilari xonada bo'lishi mumkinligini belgilang. Bor ✓ Yo'q X.



Family Time!

Evaluate! Baholang!



Where do they live?

Lesson 4



3. Look and match.



Homework. 1. Think. What do they eat? O'ylang. Ular nima yeydi?



Family Time!

Evaluate! Baholang!



Lesson 5


Can you tidy up your room?



5. Look and match.



Homework. 1. Help Tidy to find the right way to the room. **Tidy xonasiga yo'l topishiga yordam bering.**



Family Time!

Evaluate! Baholang!







Can you say J, K, L?



Lesson 6





3. Listen and tick.

1  

2  

3  

4  



Homework. 1. Look and draw the lines.

Qarang va tovushlarni mos rasmlar bilan tutashtiring.



Family Time!

Evaluate! Baholang!



Review

Homework



1. Look at the pictures and circle the odd one.
 Rasmlarga qarang va ortiqchasini belgilang.

1



2



3



4



2. Look at the pictures and circle.
 Rasmlarga qarang va mos harfni belgilang.

G H I



B H D



I A G



J A G



F K B



I J L



Homework

Review



3. Look and match.

Qarang va mosini tanlang.

What colour is it?



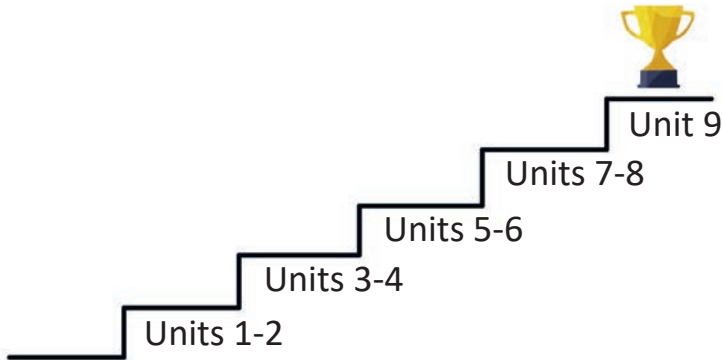
What colour is it?



4. Draw yourself.

Where are you on the way to the award?

Marraga yetish yo'lida qaysi bosqichda ekaningizni chizing.



Self-evaluation corner. O'zingizni baholang.

In the units 3 and 4 I am ...



OK



Good



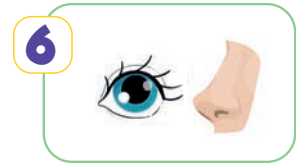
Excellent

Lesson 1

Do you know body parts?

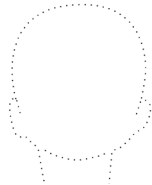


3. Listen and circle.



Homework. 1. Trace and say.

Chizing va nomini ingliz tilida ayting.



Family Time!

Evaluate! Baholang!



Have you got six legs?

Lesson 2



4. Listen and tick.

1	2	3
<input type="checkbox"/> <input checked="" type="checkbox"/>	<input type="checkbox"/> <input type="checkbox"/>	<input type="checkbox"/> <input type="checkbox"/>
4	5	6
<input type="checkbox"/> <input type="checkbox"/>	<input type="checkbox"/> <input type="checkbox"/>	<input type="checkbox"/> <input type="checkbox"/>



Homework. 1. Draw your monster.

Tasavvuringizdagi maxluqcha rasmini chizing.



Family Time!

Evaluate! Baholang!




Lesson 3

Can you touch your head?



4. Listen and circle.



Homework. 1. Describe your body parts with numbers. **Tana a'zolaringiz sonini yozing.**

<p>1</p> <p>I ✓ <input type="checkbox"/> </p>	<p>2</p> <p>I ✓ <input type="checkbox"/> </p>	<p>3</p> <p>I ✓ <input type="checkbox"/> </p>
<p>4</p> <p>I ✓ <input type="checkbox"/> </p>	<p>5</p> <p>I ✓ <input type="checkbox"/> </p>	<p>6</p> <p>I ✓ <input type="checkbox"/> </p>



Family Time!

Evaluate! Baholang!



What sense is it?

Lesson 4



3. Look, tick or cross.

	✓				
	✗				
	✗				
	✓				
	✓				



Homework. 1. Draw.

Sezgi a'zolariga aloqador rasmlar chizing.



Family Time!

Evaluate! Baholang!



Lesson 5 Can you save water?



5. Look and match.



Homework.

1. Choose the pictures where water is being wasted.
Suv isrof qilinayotgani tasvirlangan rasmlarni tanlang.



Family Time!

Evaluate! Baholang!




Can you say M, N, O?

Lesson 6



3. Listen and circle.



Homework. 1. Look and draw the lines.

Qarang, "M", "N" va "O" tovushlarini berilgan shakllar ichiga oling.

M N O

I C L M F H

M G O N M O

O N O N M



Family Time!

Evaluate! Baholang!






Lesson 1


Is it rainy today?



3. Listen and circle.



Homework. 1. Draw and say. Rasmni davom ettiring va ob-havoning qandayligini aytin.



Family Time!

Evaluate! Baholang!



How is the weather today?

Lesson 2



4. Listen and circle.



Homework. 1. Draw. How is the weather today?
Bugun ob-havo qanday? Chizing va ingliz tilida ayting.



Family Time!

Evaluate! Baholang!



Lesson 3

What is the season?



4. Listen, tick or cross.



Homework. 1. Draw the seasons, colour and say.

Fasllar rasmini chizing, bo'yang va ingliz tilida ayting.

Spring	Summer
Autumn	Winter



Family Time!

Evaluate! Baholang!









What can you see in the sky?

Lesson 4

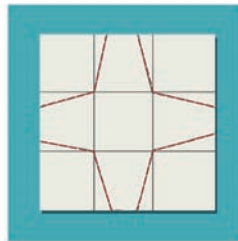



3. Look and match.

Day        



Homework. 1. Make a foldable box and draw what you can see in the sky. **Buklanadigan quticha yasang va unga osmonda ko‘rishingiz mumkin bo‘lgan narsalarni chizing.**



Family Time!

Evaluate! Baholang!



Lesson 5

Can you be kind?



5. Look and match.



Homework. 1. Look and match. Which is good and which is bad? **Bolalarning xatti-harakatlarini yaxshi va yomonga ajrating.**



Family Time!

Evaluate! Baholang!



Can you say P, Q, R?

Lesson 6



3. Listen and circle.

1		2	
3		4	



Homework. 1. Look and draw the lines.
Qarang va tovushlarni mos rasmlar bilan tutashtiring.

	P	Q	R



Family Time!

Evaluate! Baholang!



Review

Homework



1. Look at the pictures and circle the odd one.
Rasmlarga qarang va ortiqchasini belgilang.

1				
2				
3				
4				



2. Look at the pictures and circle.
Rasmga qarang va mos harfni belgilang.

P Q R		M N O		R O Q	
N O P		Q R N		R Q O	



Homework

Review



3. Look and match.

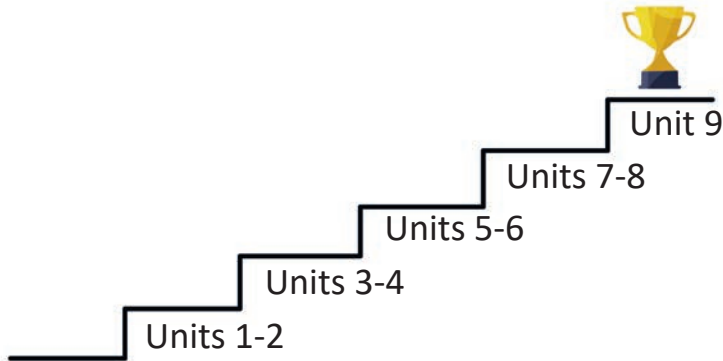
Qarang va mosini tanlang.



4. Draw yourself.

Where are you on the way to the award?

Marraga yetish yo'lida qaysi bosqichda ekaningizni chizing.



Self-evaluation corner. O'zingizni baholang.

In the units 5 and 6 I am ...



OK



Good



Excellent

Lesson 1

Is it a fruit or a vegetable?



3. Listen and circle.

1



2



3



4



5




6



Homework.

1. Draw and colour. **Chizing va bo'yang.**



Family Time!

Evaluate! Baholang!



Do you like banana?

Lesson 2



4. Listen and draw.

1			2			3		
4			5			6		



Homework. 1. Look and draw.

Qarang va chizing.



I



Family Time!

Evaluate! Baholang!





Lesson 3


Do you eat rainbow?



4. Listen and colour.



Homework. 1. Look and match. Qarang va moslashtiring.



Family Time!

Evaluate! Baholang!




Do you know vitamins?


Lesson 4



3. Look and match.



Homework. 1. Look, draw and colour.
Chizing va bo'yang.



Family Time!

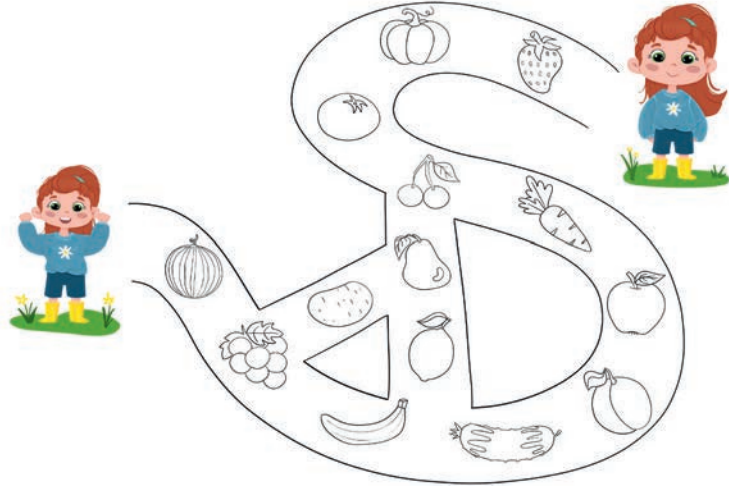
Evaluate! Baholang!





Lesson 5 Do you like fruits and vegetables?



5. Look, colour and name.



Homework. 1. Look, draw and say.
Chizing va ayting.

	
--	--



Family Time!

Evaluate! Baholang!



Can you say S, T, U?

Lesson 6



3. Listen and circle.




1   2  

3   4  



Homework. 1. Look and draw the lines.

Qarang, "S", "T" va "U" tovushlarini berilgan shakllar ichiga oling.

T U S U S
O N G A U I O U
S N T T



Family Time!

Evaluate! Baholang!



Lesson 1

Do you like apple juice?



3. Listen and circle.

1



2



3



4



5



6



Homework.

1. Draw and colour. **Chizing va bo'yang.**



Family Time!

Evaluate! Baholang!









Have you got an ice-cream?

Lesson 2



4. Listen, tick or cross.

	<input checked="" type="checkbox"/>		<input type="checkbox"/>		<input type="checkbox"/>
	<input type="checkbox"/>		<input type="checkbox"/>		<input type="checkbox"/>



Homework. 1. Look and draw.
Qarang va chizing.



<input checked="" type="checkbox"/> 	<input type="checkbox"/>	<input type="checkbox"/>	<input type="checkbox"/>
---	--------------------------	--------------------------	--------------------------



Family Time!

Evaluate! Baholang!



Lesson 3

What do you have for breakfast?



4. Listen and tick.

	✓					



Homework. 1. Look and draw.

Qarang va chizing.

1

2

3

4



Family Time!

Evaluate! Baholang!



Do you like rice?


Lesson 4



3. Look and put in order.



Homework. 1. Look, draw and colour.
Qarang, chizing va bo'yang.



Family Time!

Evaluate! Baholang!



Lesson 5 **Do you like pizza?**



5. Look and match.





healthy



unhealthy



Homework. 1. Look and draw.
Qarang va chizing.

	
--	--



Family Time!

Evaluate! Baholang!



Can you say V, W, X?

Lesson 6



3. Listen and circle.

1			2		
3			4		



Homework. 1. Look and draw the lines.

Rasmga qarang va tovushlarni mos rasmlar bilan tutashtiring.

				
W		V		X
				



Family Time!

Evaluate! Baholang!

















Review

Homework



1. Look at the pictures and circle the odd one.







Rasmlarga qarang va ortiqchasini belgilang.

1				
2				
3				
4				



2. Look at the pictures and circle.

Rasmlarga qarang va mos harfni belgilang.

V R <u>S</u>		U W X		T R S	
V U T		R U S		W V X	

Homework

Review



3. Look and match.

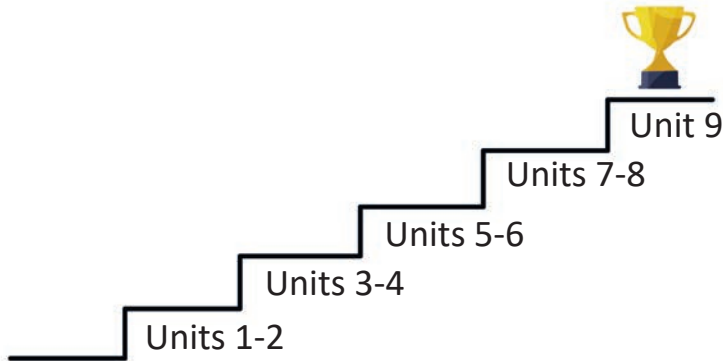
Rasmlarga qarang va mosini tanlang.



4. Draw yourself.

Where are you on the way to the award?

Marraga yetish yo'lida qaysi bosqichda ekaningizni chizing.



Self-evaluation corner. O'zingizni baholang.

In the units 7 and 8 I am ...



OK



Good



Excellent

Lesson 1

Do you like pets?



3. Listen and circle.



1 **3**

4 **5** **6**



Homework. 1. Combine two pets, make a new one and name it. Draw your animal in the box.

Berilgan tana qismlaridan foydalanib, yangi hayvon rasmini hosil qiling, uni nomlang va chizing.



Family Time!

Evaluate! Baholang!



Can you jump?

Lesson 2



4. Listen and circle.

1 2 3 4 5 6



Homework. 1. Tick the pictures.

Quyidagi hayvonlar nima qila oladi?

Katakchalarga mos belgilarni qo'ying.

	X	✓	✓	X	✓	✓



Family Time!

Evaluate! Baholang!



Lesson 3

Have you got a pet?



4. Listen and number.



Homework. 1. Tick or cross. Have you got a pet?
 Uy hayvoningiz bormi? Ha yo'q



What pet would you like to have?
 Draw and colour it.
 Qanday uy hayvoningiz bo'lishini
 xohlaysiz? Chizing va bo'yang.



Family Time!

Evaluate! Baholang!

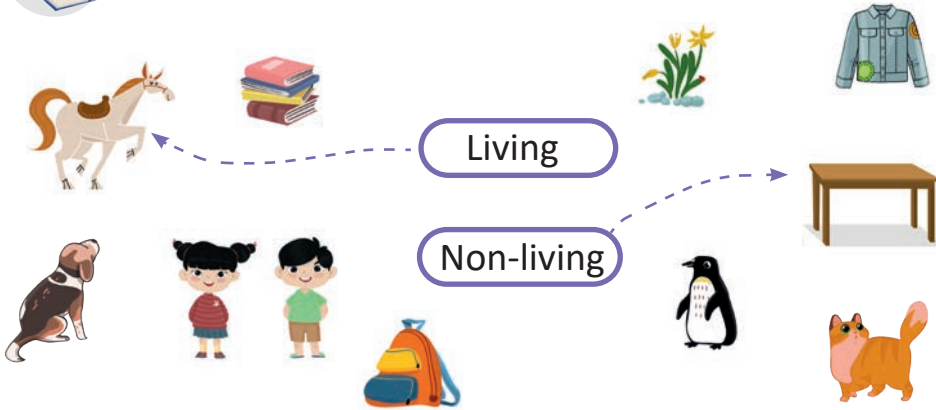


Is it living or non-living?


Lesson 4



3. Look and match.



Homework. 1. Sort the living and non-living things.
Rasmlarni jonli va jonsizga ajrating.



Family Time!

Evaluate! Baholang!



Lesson 5

Can you be caring?



5. Look and match.



Homework. 1. Look and choose.

Rasmga qarang va ushbu uy hayvonlariga nima tegishli ekanini belgilang.



Family Time!

Evaluate! Baholang!



Can you say Y, Z?

Lesson 6



3. Listen and circle.

1



2



3



4



Homework. 1. Look and draw the lines.

Qarang, "Y", "Z" tovushlarini berilgan shakllar ichiga oling.



D C F A
 Z Y Z G Z
 A Y D Y B



Family Time!

Evaluate! Baholang!

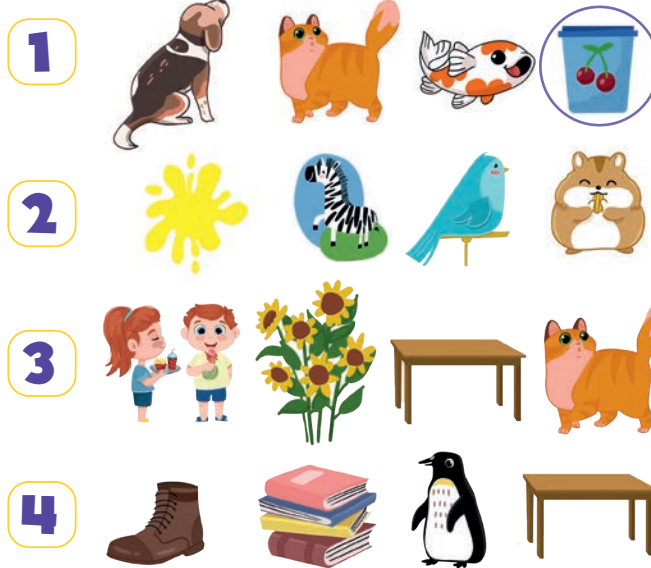


Review

Homework



1. Look at the pictures and circle the odd one.
 Rasmlarga qarang va ortiqchasini belgilang.



2. Look at the pictures and circle.
 Rasmga qarang va mos harfni belgilang.




Homework

Review



3. Look and match.

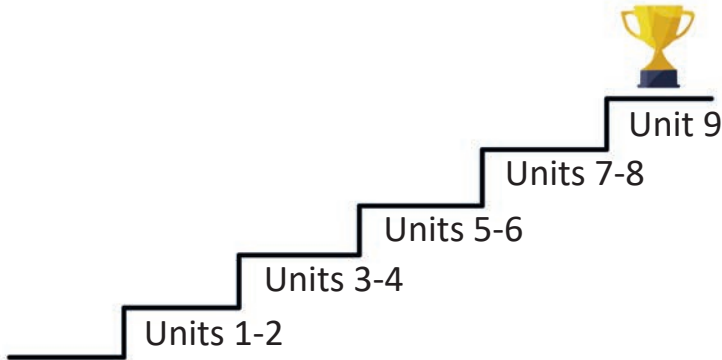
Rasmlarga qarang va mosini tanlang.



4. Draw yourself.

Where are you on the way to the award?


Marraga yetish yo'lida qaysi bosqichda ekaningizni chizing.




Self-evaluation corner. O'zingizni baholang.

In the unit 9 I am ...




OK	Good	Excellent

<p>Lesson 1. How are you? Family Time! O'quvchi chizgan yuz ifodalarni ko'rsatib quyidagi savolni bering. <i>Savol:</i> "How are you?" <i>Ehtimoliy javoblar:</i> 1. I am angry. 2. I am hungry. 3. I am happy. 4. I am sleepy. 5. I am sad. 6. I am thirsty.</p>	<p>Lesson 2. What is your name? How old are you? Family Time! O'quvchining raqamlarni to'g'ri tartibda joylashtirganini tekshiring. Keyin raqamlarni ko'rsatib, quyidagi savolni bering. <i>Savol:</i> "How old are you?" (Siz necha yoshdasiz?) <i>Ehtimoliy javoblar:</i> I am One, two, three, four, five, six, seven, eight, nine, ten.</p>
<p>Lesson 3. Are you happy? Family Time! O'quvchi topshiriqni to'g'ri bajarganini tekshiring. Undan quyidagi savollarni so'rab, qisqa video oling va o'qituvchisiga ijtimoiy tarmoq orqali yuboring. Videoni bir martada yozib olishga harakat qiling. <i>Savollar:</i> "What is your name?", "How are you?", "How old are you?" <i>Ehtimoliy javoblar:</i> "My name is" "I am happy/sad/hungry/ angry etc." "I am six/ seven / eight etc."</p>	<p>Lesson 4. Do you know the greeting cultures? Family Time! O'quvchining chizgan rasmi haqida suhbatlashing. Undan Hindiston, Filippin, Germaniya va Janubiy Koreya davlatlarining salomlashish usulini ko'rsatib berishini so'rang. Zarurat bo'lsa, darslikka murojaat qilishingiz va rasmlarga qarashingiz mumkin.</p>
<p>Lesson 5. Can you be polite? Family Time! O'quvchidan 1-mashqda berilgan sahnalarni ko'rsatib, bu yerda qanday salomlashish kerakligi haqida so'rang. <i>Savol:</i> Bu kishi bilan qanday salomlashasiz? <i>Ehtimoliy javoblar:</i> 1. Good morning 2. Good afternoon. 3. Hello! 4. Good evening. 5. Hello! 6. Good afternoon. 7. Good evening. O'quvchi bilan odobli bo'lish deganda nimani tushunishi haqida suhbatlashing.</p>	<p>Lesson 6. Can you say A, B, C? Family Time! O'quvchining tovushlarni to'g'ri shaklga olganini tekshiring va ular qanday talaffuz qilinishini so'rang.</p> <p style="text-align: center;">  - A - B - C </p>




<p>Lesson 1. Who is in your family? Family Time! O'quvchidan topshiriqda bo'yagan rasmlarini ko'rsatib ularning kimligini ingliz tilida aytib berishini so'rang. <i>Ehtimoliy javoblar:</i> grandpa, mother, grandma, father, sister, brother.</p>	<p>Lesson 2. Who is this? Family Time! O'quvchi chizgan oila rasmiga qarab quyidagi savolni bering. <i>Savol:</i> Who is this? (Bu kim?) <i>Ehtimoliy javoblar:</i> This is my ... (mother, father, sister, brother, grandma, grandpa).</p>
<p>Lesson 3. Is your family big or small? Family Time! O'quvchi uyga vazifani bajarib bo'lgandan so'ng, "Is your family big or small?" (Sizning oilangiz kattami yoki kichikmi?) deb savol bering. Oila a'zolarini sanab berishini so'rang, sonlarni ingliz tilida aytishi kerak. <i>Ehtimoliy javoblar:</i> My family is big /small.</p>	<p>Lesson 4. Do animals have families? Family Time! O'quvchi bilan chizgan rasmi haqida suhbatlashing. Undan hayvonlar oilada bir-biridan qanday farq qilishini so'rang. "Dad, mom va baby hayvonlarning qanday farqi bor?" deb savol bering. <i>Ehtimoliy javoblar:</i> Hayvonlarning katta-kichikligi, ko'rinishining har xilligi.</p>
<p>Lesson 5. Can you be helpful? Family Time! O'quvchidan u qanday qilib oila a'zolariga yordam berishi mumkinligini so'rang. Savol namunasi quyida berilgan. Yordam berish deganda nimani tushunishi haqida u bilan suhbatlashing. <i>Ehtimoliy savol:</i> "Siz qanday qilib ... (ingliz tilidagi so'zlar bilan: grandma, grandpa, mother, father, sister, brother)ga yordam bera olasiz/ yordam beryapsiz?"</p>	<p>Lesson 6. Can you say D, E, F? Family Time! O'quvchidan topshiriqdagi tovushlar qanday talaffuz qilinishini so'rang. <i>Ehtimoliy javoblar:</i> D – desk (parta), doll (qo'g'irchoq), dog (it). E – egg (tuxum), elephant (fil), eight (sakkiz). F – fox (tulki), five (besh), fan (ventilyator).</p>

<p>Lesson 1. What is in your classroom? Family Time! O'quvchi labirintdagi sinfxonaga to'g'ri yo'lni topgach, undan sinfxona jihozlarini ingliz tilida aytib berishini so'rang. <i>Savol:</i> What is this? (Bu nima?) <i>Ehtimoliy javoblar:</i> This is a door (Bu eshik). ...window, desk, chair, bookshelf, board. ...deraza, parta, stul, kitob javoni, doska.</p>	<p>Lesson 2. What is this? Who is this? Family Time! O'quvchi sinfxona jihozlaridan qaysilari rasmda yo'qligini topib, berilgan bo'sh joyga chizib, bo'yagach, nimaga aynan bu rasmni chizgani, u nima ekani va ingliz tilida qanday ifodalanishini so'rang. <i>Savol:</i> What is this? (Bu nima?) <i>Ehtimoliy javoblar:</i> This is a window (Bu deraza) ... door (eshik), bookshelf (kitob javoni).</p>
<p>Lesson 3. What is in your bag? Family Time! O'quvchidan o'quv qurollarini ingliz tilida aytib berishini so'rang. Jarayonni videoga olib, o'qituvchisiga yuboring. Rasmdan foydalanib oila a'zolari haqida ham so'rashingiz mumkin. <i>Savol:</i> What is this? (Bu nima?) <i>Ehtimoliy javoblar:</i> This is my bag (Bu – mening sumkam). In my bag I have got a / This is a book ... pen, pencil, rubber, notebook.</p>	<p>Lesson 4. Do you know the colours of the world? Family Time! O'quvchiga vazifani bajarishda yordamlashing. Undan ushbu ranglarni ingliz tilida aytib berishini so'rang. <i>Savol:</i> What colour is it? (Bu qanday rang?) <i>Ehtimoliy javoblar:</i> It is red... (Bu – qizil), yellow (sariq), green (yashil), blue (ko'k).</p>
<p>Lesson 5. Can you share? Family Time! O'quvchidan o'rgangan o'quv qurollarini "I can share" birikmasi orqali ingliz tilida aytib berishini so'rang. <i>Savol:</i> What can you share? (Nimani baham ko'ra olasiz?) <i>Ehtimoliy javoblar:</i> I can share my pencil case, book, pen, pencil, rubber, notebook (qalamdon, kitob, ruchka, qalam, o'chirg'ich, daftar).</p>	<p>Lesson 6. Can you say G, H, I? Family Time! O'quvchining tovushlarni to'g'ri shaklga olganini tekshiring va ular qanday talaffuz qilinishini so'rang.</p> <p style="text-align: center;">  </p>



<p>Lesson 1. What is in your room? Family Time! O'quvchidan rasmlardagi 3 ta farqni topib bo'lgach, xonadagi jihozlarning nomlarini ingliz tilida aytib berishini so'rang. (Rasmda uchta farq bor: pardalar, gilam, koptok – curtains, carpet, ball) <i>Ehtimoliy javoblar:</i> Curtains, carpet, window, books, desk, chair, pencil and pen. (Pardalar, gilam, deraza, kitoblar, stol, stul, qalam va ruchka).</p>	<p>Lesson 2. What colour is it? Family Time! Rasmga qarab o'quvchiga quyidagi savollarni bering. Xonadagi jihozlarning ingliz tilida qanday ifodalanishini so'rang. <i>Savollar:</i> What is it? (Bu nima?) What colour is it? (U qanday rangda?) <i>Ehtimoliy javoblar:</i> Jihozlar: bed, wardrobe, pillow, carpet, curtains, window, chair. Ranglar: green, red, yellow, blue, pink.</p>
<p>Lesson 3. What can you see in your room? Family Time! O'quvchidan mashqda aks etgan buyumlardan xonada hozir qaysilari borligini so'rang. U buyumlar nomini ingliz tilida aytib berishi kerak. <i>Ehtimoliy javoblar:</i> toys, carpet, window, chair, door, book (o'yinchoqlar, gilam, deraza, stul, eshik, kitob).</p>	<p>Lesson 4. Where do they live? Family Time! O'quvchiga mashqda aks etgan jonzotlarning ozuqalarini bir-biriga to'g'ri moslashtirishga yordam bering. Qaysi jonivorlar bir xil ozuqalarni iste'mol qiladi? O'quvchi bilan muhokama qiling.</p>
<p>Lesson 5. Can you tidy up your room? Family Time! O'quvchidan xonadagi jihozlarni hamda <i>story time</i> bo'limida o'rgangan yangi birikmasini ingliz tilida aytib berishini so'rang. <i>Ehtimoliy javoblar:</i> Bed, toys, wardrobe, pillow, carpet, curtains. "Tidy up your room" (Xonangizni ozoda saqlang).</p>	<p>Lesson 6. Can you say J, K, L? Family Time! O'quvchidan topshiriqdagi tovushlar qanday talaffuz qilinishini so'rang. <i>Ehtimoliy javoblar:</i> J – juice (sharbat), jet (reaktiv samolyot); K – kite (varrak), keys (kalitlar), kangaroo (kenguru); L – lock (qulf), light (chiroq).</p>

<p>Lesson 1. Do you know body parts? Family Time! O'quvchi bilan o'yin o'ynang. Tana a'zolarini ingliz tilida aytib, rangli stikerlar yopishtiring va uni rasmga olib, ijtimoiy tarmoq orqali o'qituvchisiga yuboring. <i>Ehtimoliy javoblar:</i> ear (quloq), mouth (og'iz), nose (burun), head (bosh), leg (oyoq), hand (qo'l).</p>	<p>Lesson 2. Have you got six legs? Family Time! O'quvchidan u chizgan maxluqcha haqida so'rang. <i>Ehtimoliy savollar:</i> How many hands has a monster? (Maxluqchanning nechta qo'li bor?) You (Siz): How many legs has a monster? (Maxluqchanning nechta oyog'i bor?) O'quvchi:</p>
<p>Lesson 3. Can you touch your head? Family Time! O'quvchi bilan o'ynang. Unga boshini, oyog'ini ushlashi kerakligi haqidagi buyruqlarni ingliz tilida bering va bajarishini kuzating. <i>Ehtimoliy buyruqlar:</i> Touch your head (Boshingni ushla). Touch your leg (Oyog'ingni ushla). Touch your shoulders (Yelkangni ushla). Touch you knee (Tizzangni ushla). Touch your hair (Sochingni ushla).</p>	<p>Lesson 4. What sense is it? Family Time! O'quvchi chizgan rasmlarga qarab undan quyidagi savollarni so'rang. <i>Ehtimoliy savollar:</i> What can we see? (Nimani ko'ra olamiz?) What can we hear? (Nimani eshita olamiz?) What can we smell? (Nimani hidlay olamiz?) What can we touch? (Nimani ushlay olamiz?) What can we taste? (Nimani tatib ko'ra olamiz?)</p>
<p>Lesson 5. Can you save water? Family Time! O'quvchining 1-mashqdagi tanlovlari haqida suhbatlashing. Suvni asrash muhimligi haqida tushuncha bering. <i>Story time</i> bo'limida o'rganilgan yangi birikmani ingliz tilida aytib berishini so'rang. <i>Ehtimoliy javob:</i> Save water (Suvni tejang).</p>	<p>Lesson 6. Can you say M, N, O? Family Time! O'quvchining tovushlarni to'g'ri shaklga olganini tekshiring va ular qanday talaffuz qilinishini so'rang.</p> <p style="text-align: center;">  - M  - N  - O </p>


<p>Lesson 1. Is it rainy today? Family Time! O'quvchidan mashqdagi so'zlarni ingliz tilida aytishini so'rang. <i>Ehtimoliy javoblar:</i> rainy (yomg'irli); sunny (quyoshli); cold (sovuq); cool (salqin); hot (issiq); warm (iliq).</p>	<p>Lesson 2. How is the weather today? Family Time! O'quvchidan u qanday ob-havoni yoqtirishini so'rang. U ham sizdan qanday ob-havoni yoqtirishingizni ingliz tilida so'rasin. <i>Ehtimoliy dialog:</i> – What weather do you like? (Siz qanday ob-havoni yoqtirasiz?) – I like (Men ... yoqtiraman.) sunny (quyoshli); hot (issiq); warm (iliq); cold (sovuq); cool (salqin); rainy (yomg'irli).</p>
<p>Lesson 3. What is the season? Family Time! O'quvchidan u qaysi faslni yoqtirishini so'rang. U ham sizdan qaysi faslni yoqtirishingizni ingliz tilida so'rasin. <i>Ehtimoliy dialog:</i> – What season do you like? (Qaysi faslni yoqtirasiz?) – I like (Men ... yoqtiraman.) autumn (kuz); winter (qish); spring (bahor); summer (yoz).</p>	<p>Lesson 4. What can you see in the sky? Family Time! O'quvchi yasagan qutichani ochib, undan osmonda nimani ko'rish mumkinligini so'rang. U ingliz tilida javob bersin. <i>Ehtimoliy javoblar:</i> sun (quyosh); cloud (bulut); moon (oy); star (yulduz); rainbow (kamalak); bird (qush).</p>
<p>Lesson 5. Can you be kind? Family Time! O'quvchining topshiriqdagi tanlovlari haqida suhbatlashing. Undan quyidagi savollarni so'rang. <i>Ehtimoliy savollar:</i> Nima uchun bu yaxshi? Nima uchun bu yomon?</p>	<p>Lesson 6. Can you say P, Q, R? Family Time! O'quvchidan topshiriqdagi tovushlar qanday talaffuz qilinishini so'rang. <i>Ehtimoliy javoblar:</i> P – paper (qog'oz), pen (ruchka), pencil (qalam); Q – queen (qirolicha), question (so'roq); R – red (qizil), ring (uzuk), rabbit (quyon).</p>

<p>Lesson 1. Is it a fruit or a vegetable? Family Time! O'quvchi bo'yagan rasmlarni ko'rsating va undan so'rang. <i>Savol:</i> What is it? (Bu nima?) <i>Ehtimoliy javoblar:</i> It is a tomato. It is (apple, banana, cherry, carrot, cucumber)</p>	<p>Lesson 2. Do you like banana? Family Time! O'quvchiga rasmlarni ketma-ketlikda ko'rsating, "I like ...", "I don't like" (Men ... yoqtiraman/yoqtirmayman) iboralarini ishlatishiga e'tibor bering. <i>Ehtimoliy javoblar:</i> I don't like apple. I like tomato. I like carrot. I don't like cucumber.</p>
<p>Lesson 3. Do you eat rainbow? Family Time! Rasmlarni ko'rsating va o'quvchidan u qaysi meva yoki sabzavotligini ingliz tilida aytishini so'rang. <i>Ehtimoliy javoblar:</i> 1. It is an apple. 2. It is a pear. 3. They are grapes. It is a (carrot, cucumber, potato)</p>	<p>Lesson 4. Do you know vitamins? Family Time! O'quvchiga rasmlarni ko'rsating. Ulardan qaysilari qaysi vitamanga boyligini so'rang. <i>Ehtimoliy javoblar:</i> 1. It is a carrot, vitamin A. 2. It is a strawberry, vitamin C. 3. It is the sun, vitamin D. 4. It is a banana, vitamin B. 5. It is an almond, vitamin E.</p>
<p>Lesson 5. Do you like fruits and vegetables? Family Time! O'quvchi bilan chizgan rasmlari haqida suhbatlashing. Meva va sabzavotlarning qanchalik foydali ekanini anglaganini tekshiring. <i>Story time</i> bo'limida o'rganilgan yangi birikmani ingliz tilida aytib berishini so'rang. <i>Ehtimoliy javob:</i> Be strong (Baquvvat bo'ling).</p>	<p>Lesson 6. Can you say S, T, U? Family Time! O'quvchining tovushlarni to'g'ri shaklga olganligini tekshiring va ular qanday talaffuz qilinishini so'rang.</p> <p style="text-align: center;">  - S  - T  - U </p>

<p>Lesson 1. Do you like apple juice? Family Time! O'quvchi bilan bo'yalgan rasmlar haqida suhbatlashing. <i>Ehtimoliy savollar:</i> 1. Do you like chocolate? 2. Do you like juice? 3. Do you like ice-cream? 4. Do you like ... ? (egg, cheese, sandwich) Savollariga quyidagicha javob bering: Yes, I like. – Ha, yoqtiraman. No, I don't like. – Yo'q, yoqtirmayman.</p>	<p>Lesson 2. Have you got an ice-cream? Family Time! O'quvchiga rasmlarni ketma-ketlikda ko'rsating. "I have got ..." ("Menda ... bor") iborasini ishlatishiga e'tibor bering. <i>Ehtimoliy javoblar:</i> I have got sandwich. I have got chocolate. I have got ice-cream. I have got juice.</p>
<p>Lesson 3. What do you have for breakfast? Family Time! O'quvchi bilan ko'rsatilgan oziq-ovqatlar haqida suhbatlashing. <i>Ehtimoliy savollar:</i> 1. Do you like milk? 2. Do you like butter? 3. Do you like bread? 4. Do you like juice? Savollarga quyidagicha javob berishini nazorat qiling. Yes, I like. No, I don't like.</p>	<p>Lesson 4. Do you like rice? Family Time! Guruchli taomlar haqida oilangizda kichik tadqiqot o'tkazishda o'quvchiga yordamlashing va savollariga javob bering. <i>Ehtimoliy savollar:</i> Do you like ... ? (pilaf, rice soup). Savollariga quyidagicha javob bering. Yes, I like. – Ha, yoqtiraman. No, I don't like. – Yo'q, yoqtirmayman.</p>
<p>Lesson 5. Do you like pizza? Family Time! O'quvchining chizgan rasmini birgalikda muhokama qiling. U foydali va zararli ovqatlarni ajrata olishini tekshiring. To'g'ri ovqatlanish qanchalik muhim ekanini tushuntiring. <i>Story time</i> bo'limida o'rgangan yangi birikmasini ingliz tilida aytib berishini so'rang. <i>Ehtimoliy javob:</i> Stay healthy (Sog'lom bo'ling).</p>	<p>Lesson 6. Can you say V, W, X? Family Time! O'quvchidan topshiriqdagi tovushlar qanday talaffuz qilinishini so'rang. <i>Ehtimoliy javoblar:</i> V – veggies (sabzavotlar), van (yuk mashinasi), vest (nimcha); W – window (deraza), water (suv); X – fox (tulki), box (quti), T-rex (Tirannozavr);</p>

<p>Lesson 1. Do you like pets? Family Time! O'quvchidan chizgan rasmi haqida so'rang.</p> <p><i>Ehtimoliy dialog:</i> – What is this? (Bu nima?) – He is (U) – What colour is he? (U qanday rangda?) – He is red, pink, blue. (U qizil, pushti, havorang.)</p>	<p>Lesson 2. Can you jump? Family time! O'quvchidan hayvonlarni “Bu nima?” (Who is this?) “U nima qila oladi?” (What can he do?) deb so'rang.</p> <p><i>Ehtimoliy dialog:</i> – Who is this? (Bu nima?) – She is a cat. (Bu – mushuk.) – What can she do? (U nima qila oladi?) – She can climb. (U tirmasha oladi.) – She can run. (U yugura oladi.) – She can swim. (U suza oladi.) – She can jump. (U sakray oladi.)</p>
<p>Lesson 3. Have you got a pet? Family Time! O'quvchidan chizgan uy hayvoni va u nima qila olishi haqida so'rang.</p> <p><i>Ehtimoliy dialog:</i> – What is this? (Bu nima?) – He is dog. (Bu – it.) – What he can do? (U nima qila oladi?) – He can run. (U yugura oladi.) – He can swim. (U suza oladi.)</p>	<p>Lesson 4. Is it living or non-living? Family time! O'quvchidan “U nima?” (What is it?), “U jonlimi yoki jonsizmi?” (Is it living or non-living?) deb so'rang.</p> <p><i>Ehtimoliy dialog:</i> – What is it? (U nima?) – It is a flower. (U – gul.) – Is it living or non-living? (U jonlimi yoki jonsizmi?) – It is living. (U jonli.)</p>
<p>Lesson 5. Can you be caring? Family Time! O'quvchiga uy hayvonlariga g'amxo'rlik qilish nima uchun muhimligini tushuntiring. <i>Story time</i> bo'limida o'rgangan yangi birikmasini ingliz tilida aytib berishini so'rang. <i>Ehtimoliy javob:</i> “Be caring” (G'amxo'r bo'ling).</p>	<p>Lesson 6. Can you say Y, Z? Family Time! O'quvchining tovushlarni to'g'ri shaklga olganligini tekshiring va ular qanday talaffuz qilinishini so'rang.</p> <p style="text-align: center;">  - Y  - Z </p>

“Ingliz tili” 1-sinf bitiruvchilari English Grade 1 graduates



Name: _____

and



Yummy



Tummy



Sharpy



Jolly



Lazy



Friendly



Smarty



Tidy



Shiny

**Dear student, you have just
completed English Grade 1.**

Well done!

Now get your certificate.

**Aziz o'quvchi, siz 1-sinf
"Ingliz tili" darsligini tugatdingiz.**

Ofarin!

Bu sertifikat siz uchun.



Certificate of Achievement

given to

for outstanding achievement in



O'quv nashri

Sulaymanova Bumoxira, Shukurova Zumratxon,
Maxmudova Sabohat, Avezova Layli,
Mirzayeva Shoxsanamxon, Juramurodova Shahnoza

INGLIZ TILI

Umumiy o'rta ta'lim maktablarining
1-sinfi uchun mashq daftari

Rassomlar

Dilzodaxon Xamidjonova, Umid Sulaymonov

Muharrir Gulandom Bakiyeva

Musahhih Yulduz Nazarova

O'zbekcha matn muharriri

Orifjon Madvaliyev

Badiiy muharrir Sarvar Farmonov

Texnik muharrir Akmal Sulaymonov

Dizayner va sahifalovchi

Sanjarbek Doniyorov

Bosishga 02.08.2021-yilda ruxsat etildi.

Bichimi 70x90^{1/16}. Arial garniturası. Keglı 16 shponlı.

Ofset bosma. Shartlı bosma tabog'ı 5,85.

Nashriyot-hisob tabog'ı 4,21. Adadı nusxa.

Buyurtma № ____.

“Yangiyul Poligraph Service” MCHJ bosmaxonasida chop etildi.
112001. Toshkent viloyati, Yangiyo'l shahri,
Samarqand ko'chasi, 44-uy.