

H.R. SANAKULOW, D.P. HODIÝEWA, A.R. SANAKULOWA

# TEHNOLOGIÝA

*Umumy orta bilim berýän mekdepleriň  
3-nji synpy üçin derslik*

*Özbeqistan Respublikasynyň Halk bilimi  
ministrligi tarapyndan hödürlenen*



«SHARQ» NEŞIRÝAT-ÇAPHANA  
PAÝDARLAR KOMPANIÝASYNÝŇ  
BAŞ REDAKSIÝASY  
DÀŞKENT – 2019

UO'K: 372.831(075)

KBK 74.263

S – 30

### S y n ý a z a n l a r :

- M.Jumayew** – Nyzamy adyndaky DDPU professory;  
**L.Bekowa** – Respublikan Tälim merkeziniň metodisti;  
**M.Muhiddinowa** – Daşkent şäherindäki 81-nji mekdebiň tehnologiýa mugallymy;  
**N.Komilowa** – Daşkent şäherindäki 104-nji mekdebiň tehnologiýa mugallymy.

### Şertli belgiler:



– ýumuş



– kärler barada maglumat



– sorag



– öýde ýerine ýetiriň



– ýatlatma



– özbaşdak iş

S–30 **Sanakulow, H.** we başg.

**Tehnologiýa:** 3-nji synp üçin derslik / H.R. Sanakulow, D.P. Hodiýewa, A.R. Sanakulowa. – D.: «Sharq», 2019. – 80 s.

I. 1,2. Awtordaş.

UO'K: 372.831(075)  
KBK 74.263

**Respublikanyň ýörite kitap gaznasynyň serişdeleriniň hasabyndan çap edildi.**

ISBN 978-9943-26-909-5

© H. Sanakulow, D. Hodiýewa, A. Sanakulowa, 2016.  
© «SHARQ» NÇPK Baş redaksiýasy, 2016, 2019.

## GIRIŞ

Eziz okuwçylar!

Siz 2-nji synp «Tehnologiýa» derslerinde tebigy we dürli materiallardan öý guşlaryny, haýwanlary, kiçi göwrümlü oýnawaçlary, modelleri ýasamagy, iş gurallaryndan howpsuzlyk tehnikasynyň kadalaryna amal etmek bilen peýdalanmagy öwrendiňiz.

Indi 3-nji synpda tebigy we dürli materiallardan ýerine ýetirilişi taýdan çylşyrymly, köp basgançakly bezegli oýnawaçlary, maketleri we modelleri ýasamagy öwrenersiňiz.



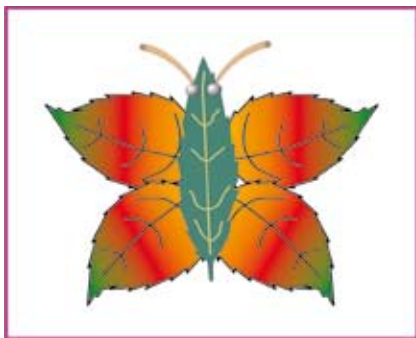
Amaly işleri ýerine ýetirmegiňizde döredijilikli çemeleşip, täze taslamalary taýýarlarda iş gurallaryndan dogry we ýerlikli peýdalanmak endiklerini ösdürersiňiz.

Şu dersligiň sahypalarynda berlen iş nusgalaryny owadan we oňat hilli ýerine ýetirmekde mugallymyňyzyň maslahatyndan, ata-eneňiziň kömeginden peýdalanyň.

Eziz okuwçylar, derslikde berlen iş nusgalaryny ýerine ýetirmek bilen, olaryň täze görnüşlerini döretmäge, oýlap tapmaga çalşyň. Geljekde size beýik işler garaşyandygyny unutmaň.

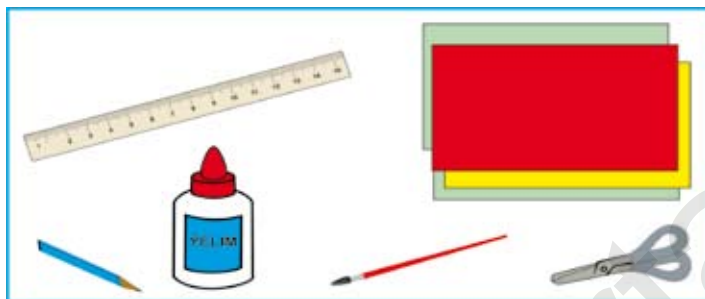
Şu dersligiň size ýakyn kömekçi boljakdygyna ynanýarys.

## TEHNOLOGIYA DERSINDE YERINE YETIRILYAN ISLERDEN NUSGALAR

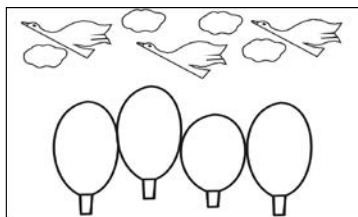


# «GÜYZ» GÖRNÜŞİNİ APPLIKASIYA USULYDA YASAMAK


## Bize gerek bolýan iş gurallary




Güyz görnüşine laýyk detallary öňünden taýýarlaň.



Bagdaky agaçlaryň ýerleşiş tertibini gözden geçiriň. Reňkli kagyzlardan agajyň şekillerini gyrkyň, yzygiderlikde ýerleşdirip ýelimpläň.





4



5



6



7



Her pasly öz görnüşinde şekillendirmäge çalşyň.

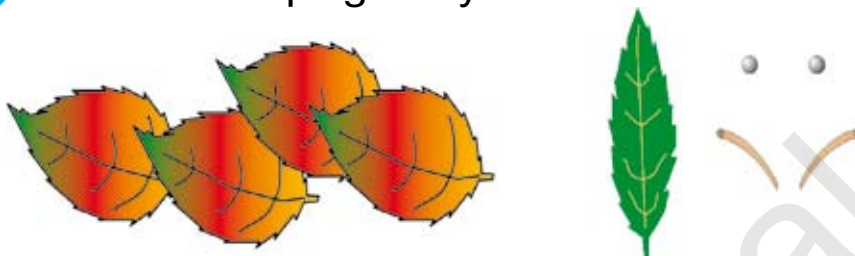


6




## KEBELEGIŇ ŞEKILINI GURMAK-ÝASAMAK

! Kebelegiň şekiline laýyk ýapraklary toplaň we arassalap guradyň.



! Kebelegiň şekilini ýasamazdan öň kebelegiň çyzgysyny çyzyň.

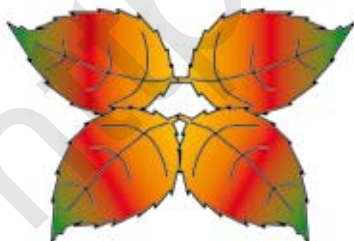


1



2

! Guradylan ýapraklary bir-birine gabatlap dogry ýerleşdiriň we ýelimläň.



3



4

7



## Özbaşdak işiň nusgalary



1



2



Kebelegiň şeklini nähili materiallardan ýasamak mümkin?

Siz nähili görnüşdäki kebelegi özbaşdak ýasap bilersiňiz?



3



4






## Özbaşdak işiň nusgalary




## HEREKETLI O'YNAVAÇLARY ÝASAMAK




Karton kagzyza aýyjygyň böleklerini çyzyň we gyrkyp alyň.



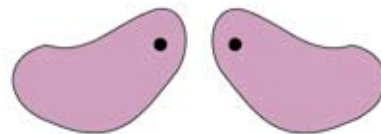
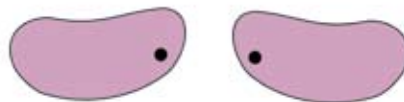
1



2



3



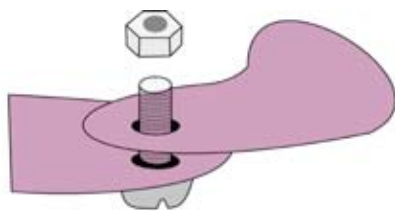
4




Aýyjygyň bölekleriniň birikdirilýän nokatlaryny bellik ediň, mugallymyň gözegçiliginde deşiň.




A'uyjygyň böleklerini aşakdaky yzygiderlikde birikdiriň.




5



6



7



8



9

11



Özbaşdak işiň nusgalary



Hereketlenýän modelleri özbaşdak ýasajak boluň.




1



2




3



4




5



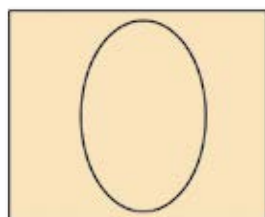
6




7



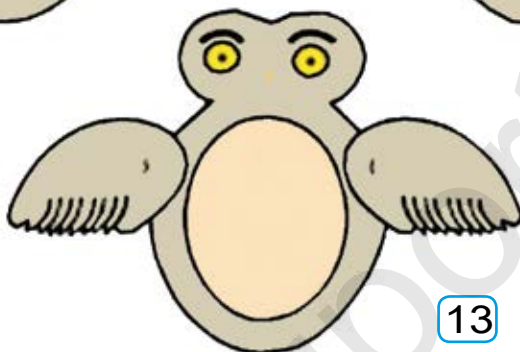
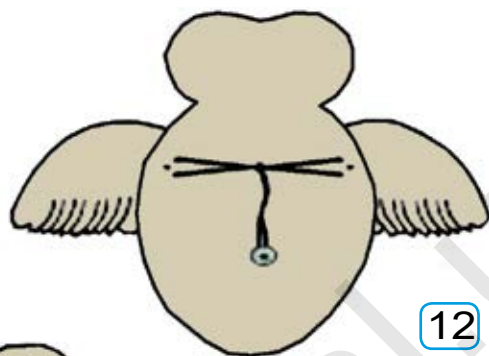
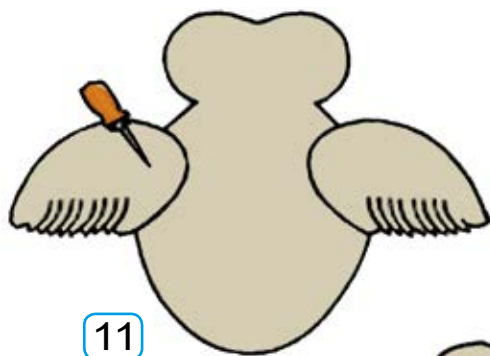
8



9



10




Guşuň şeklini applikasiya usulynda özbaşdak ýasajak boluň.



## SAMANDAN APPLIKASIYA USULYDA HAYWANLARYŇ, GÜLLERIŇ, JANDARLARYŇ ŞEKILINI YASAMAK



Ütük bilen işlände ulularyň kömeginden peýdalanyň.



Mugallymyňyz taýýarlap beren samanlary kagyza ýelimpläň we zygiderlikde ýerine ýetiriň.



1



2



3



## Özbaşdak işiň nusgalary



Iş hereketlerine syn ediň we ýasajak boluň.



Samandan dürli kompozisiýa dörediň we ýakynlaryňyza sowgat ediň.


## 1-nji barlag işi

Yapraklardan jandarlaryň şeklini ýasamak





## «ERTEKI GAHRYMANLARYNY» APPLIKASIYA USULYDA YASAMAK



1



2



3



4

5




8



6



7




9




Her bir basgançagy yzygider, dogry ýerine ýetiriň.



10



11



12



13



14



15


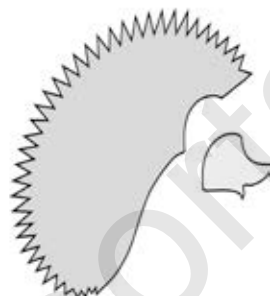



Özüñiz halan erteki gahrymanyny applika-siýa usulynda taýýarlamağa çalşyň.



## Özbaşdak işiň nusgalary

Kagyздan kirpiniň şeklini özbaşdak ýasajak boluň.





❓ Öý guşunyň şekli nähili geometrik şekil-  
lerden ybarat?



## PAPE-MAŞE USULYDA KÄSE TAÝÝARLAMAK WE BEZEMEK



Käsäniň daşyna wazelin ýa-da ýag çalyň. Kagyzy maýda böleklere bölüň. Käsäniň birinji gatyna kagyz böleklerini suwa batyryp, käsäniň üstüne tekiz edip ýapyşdyryň. Ikinji gatyna kagyz böleklerini ýelimiň kömeginde ýapyşdyryň.



Käse taýýarlamak üçin gerekli iş gurallaryndan dogry peýdalanyň.



4



5



6



7



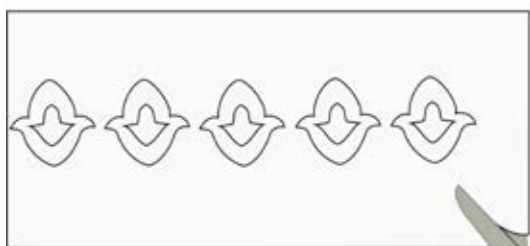
Kagyz böleklerini ikinji gata uzynlygyna ýelimpläň. Bu bolsa kagyz gatlaryny ýaňlyşmagyndan saklaýar. Bu ýagdaý 6–7 gezek gaýtalaň.



8



9



10



11



12



13



Käsäni 3 günüň dowamynda guramaga goýuň. Soňra käsäniň daşyny gök reňke boýaň we nagyş elementleri bilen bezäň.

## SOWGAT ÜÇİN SUWENIR ÝASAMAK



1



2



Ýumşak sime gülüň şeklini emele getir-  
ýän gülüň ýapraklary üçin iki dürli reňk-  
däki hünjüleri (biserleri) zzygiderlikde  
ýerleşdiriň.



3



4



Taýýarlanan güle ýene nähili goşma-  
ça girizmek mümkin. Bu işe döredijilikli  
çemeleşiş.





Birnäçe gül ýapraklaryny bir-birine berki-  
dip gül şekilini emele getiriň.



5



6



Özbaşdak işiň nusgalary





## Özbaşdak işiň nusgalary



Iş nusgalaryna üns beriň. Özbaşdak ýasanyňyzda özgerdişler girizjek boluň.



## DÜRLI KAGYZLARDAN GIRLÝANDLAR WE GAR BÖLEJIGINI ÝASAMAK


! Gar bölejigini aşakdaky yzygiderlikde ýasap görüň.



1



2




3




4

? Oýlanyň. Ýene nähili gar bölejiklerini ýasamak mümkin?



5



6



7



8




9



10



## Özbaşdak işiň nusgalary



1

2

3

4

29

## REŃKLI KAGYZDAN ARÇA ÝASAMAK



1



2



3



4



Howpsuzlyk kadalaryny berjaý ediň.



5




6



Kagyz böleklerini tertip bilen yelimpläň.



7



8



9



10



11



12



13




Archa la'uyk o'ynawaçlar ýasaň.



## 2-nji barlag işi

### Reňkli kagyzlardan göwrümlü arça oýnawajyny taýýarlaň



3



4



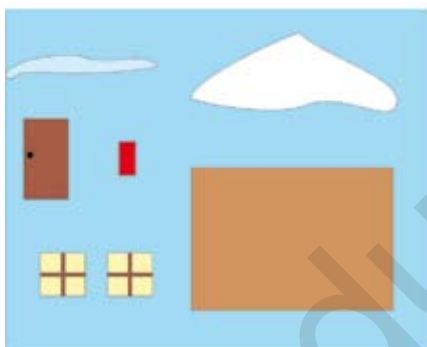




5



6

## GYŞYŇ GÖRNÜŞINI APPLIKASIYA USULYNYA ÝASAMAK



Her bir şekili dogry ýerleşdirip, gyşyň görnüşini dörediň.



7



8



Gyşyň görnüşinden nusgalar ýasajak boluň.  
«Özbeğistanda gyş» temasyny özbaşdak  
applikasiýa usulynda işlemäge çalşyň.



## GÖNI TIKIN TIKMEK



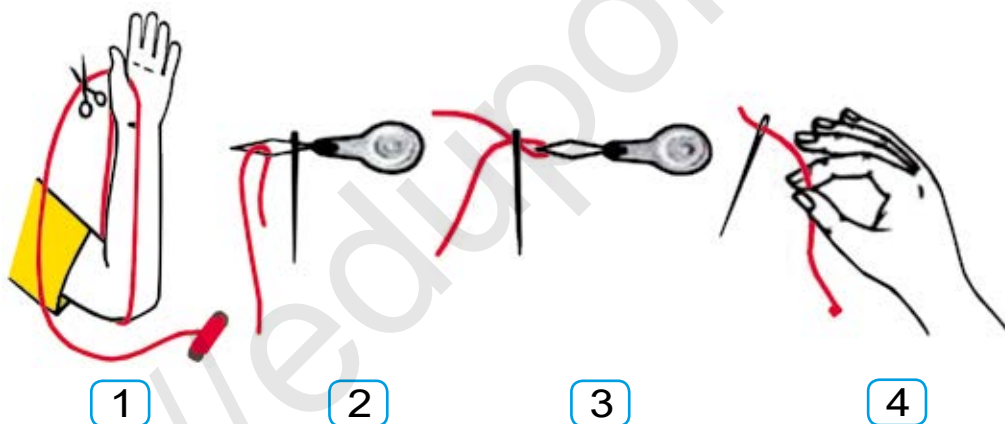
Göni tikin tikmek üçin aşakdaky kadalara amal ediň.

Iňňe bilen işlemegiň kadalary.

1. Iňňäni ulanyp bolansoň, mahsus iňňe ýassyjagyna sanjyp goýuň.

2. Iňňäni hiç haçan agzyňyza sokmaň.

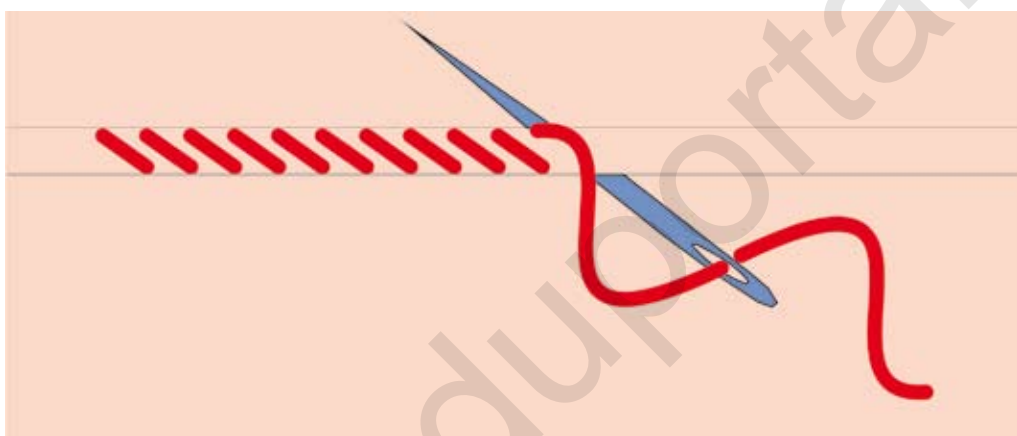
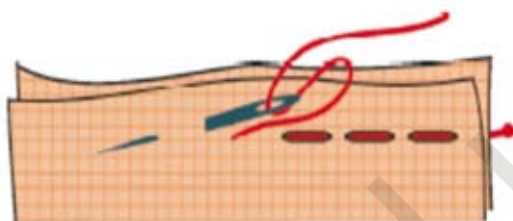
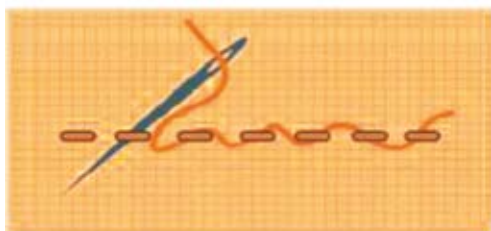
3. Işden oň we işden soň iňňeleri sanap görüň, ýetişmeýän iňňeleri hökman tapyň.



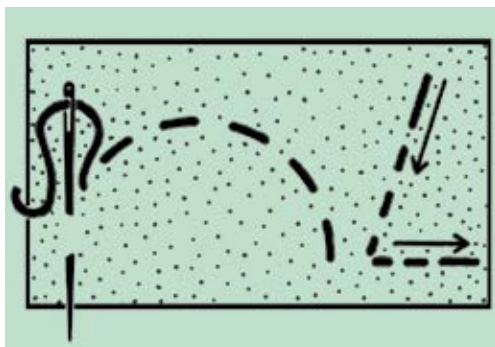
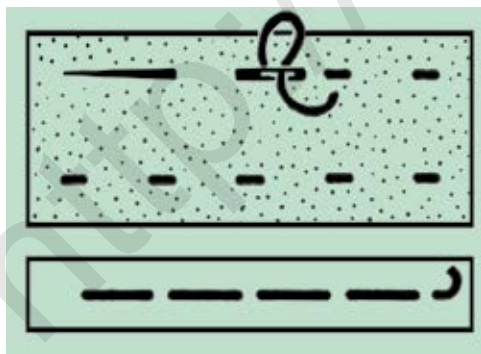
4. Gerekli uzynlykdaky sapagy ölçäp ony gyrkyp alyň (1-nji surat).

5. Iňňä sapak geçirip düwün emele getirmegi unutmaň (2, 3, 4-nji suratlar).

Tikiniñ görnüşleri bilen tanyşyň.



Dürli tikinlerde tikmegi öwreniň.





## Özbaşdak işiň nusgalary



1



2



Kartondan taýýarlanan ülni esasynda mata böleklerinden islendik ölçegdäki (tegelek) şekli gyrkyp alyň.



3



4



Gyýyklary göni tikin bilen işläň.



5



6



7





Bezeg tikinlerinden peydalanyñ.



## Özbaşdak işiň nusgalary


Göni tikiniň kömeginde tutawaç tikiň.







6



7



8



9

 Nāhili tutawaçdan peýdalanmak amatly?




10



Tutawajyň şekline özgerdiş girizmek mümkin. Olary taýýarlajak boluň.

## IÑÑE ÜÇIN ÝASSYJAK TIKMEK



1



2



Iññe üçin ýassyjak tikmegiň tertibi bilen tanşyň. Amaly işe döredijilikli çemeleşip, öz iññe üçin ýassyjagyňyzy taýýarlaň.



3



4




5




6



Iñhe bilen işlände howpsuzlyk kadasyna amal etmegi unutmaň.



7

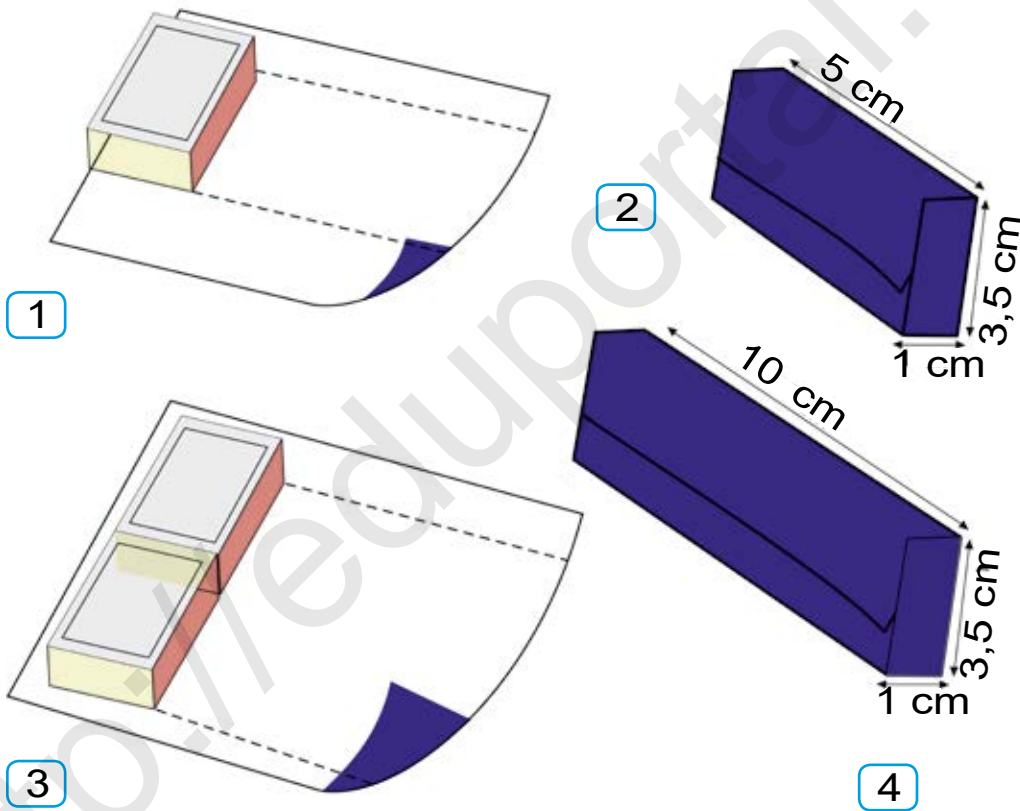


8

## DÜRLI GEOMETRIK ŞEKILLERDEN HEREKETLENÝÄN MODELLERI GURMAK-ÝASAMAK




Kiçi göwrümdäki boş gutujyklardan hereketlenýän maşynyň modelini ýasajak boluň.



Hereketlenýän maşyn modeliniň böleklerini dogry bellik ediň.



Маşыныň тигирlerini ýасанда plastmassa гаракдан реýдаланыň.



5



6

45



7




Sürüji ir dañdan gün batýança adamlary öz menzillerine howpsuz ýetip barmaklary üçin hyzmat edýär.

Sürüji kári hemişe düşbüligi, hüşgärligi talap edýär.

## BAHARKY GÜLLER KOMPOZISIYASYNY TAÝYARLAMAK



1



2



Bahar güllerini reňkli kagyzlardan ýasajak boluň!



3



4



5

## KAGZY EPLEMEK WE GYRKMAK USU- LYNDA GÜLLERİŇ ŞEKILINI ÝASAMAK



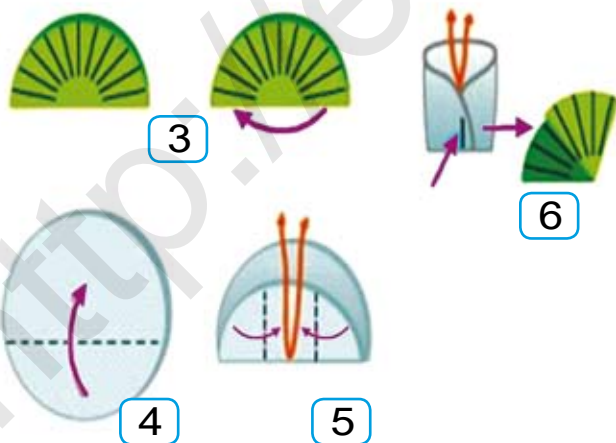
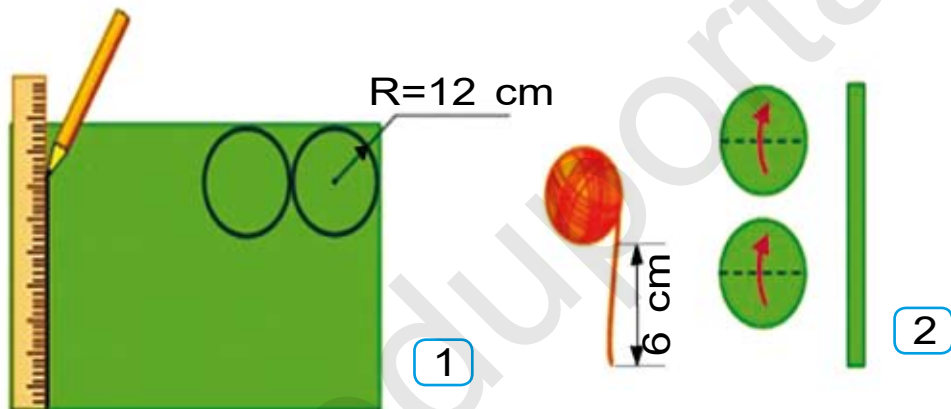
Dürli kagzlardan baharky güller kompozisiyasyny taýýarlamagyň basgançaklaryny yzygiderlikde ýerine ýetiriň.







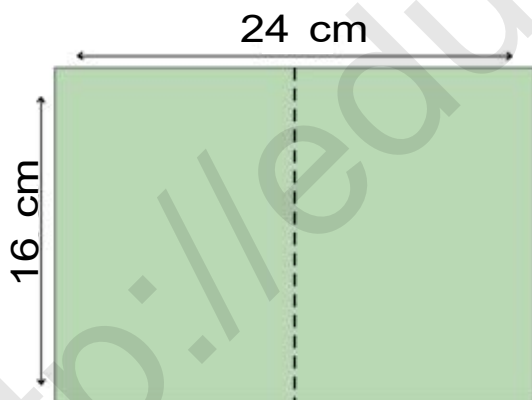
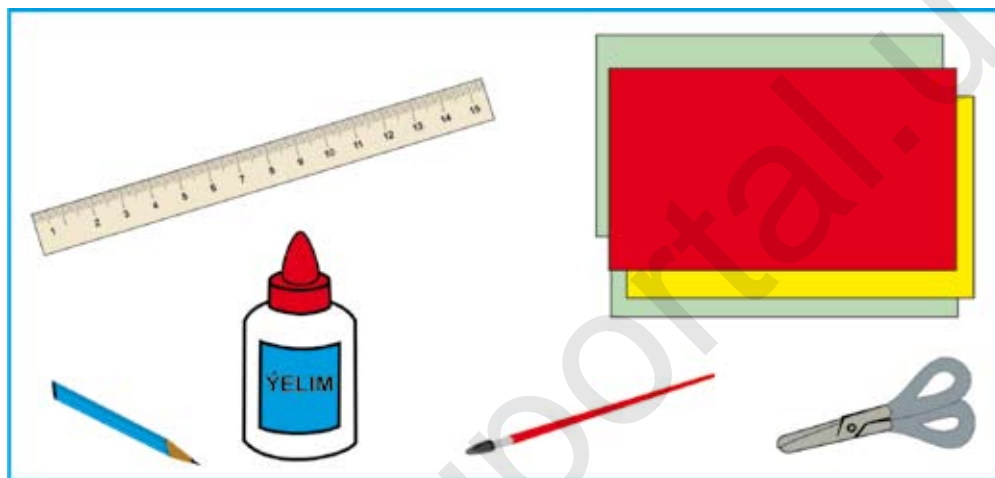
## Özbaşdak işiň nusgalary



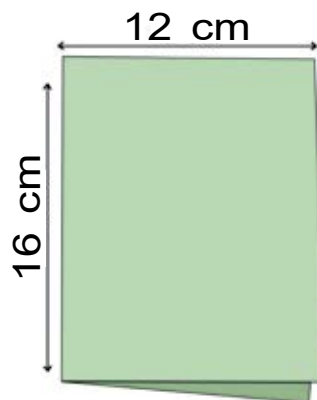
## BA'YRAMA GUTLAG HATY YASAMAK



Gerekli iş gurallaryny öňünden taýýarlaň.



1



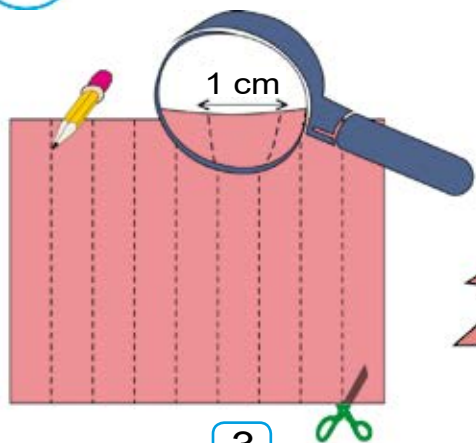
2



Gutlag haty yasamak üçin ölçegleri dogry bellik ediň.




Ölçegini we reňkini dogry saýlaň.



3



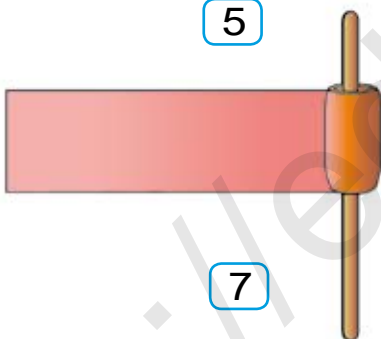
4



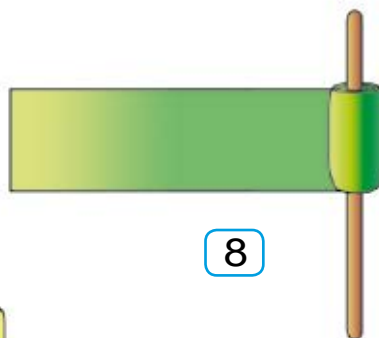
5



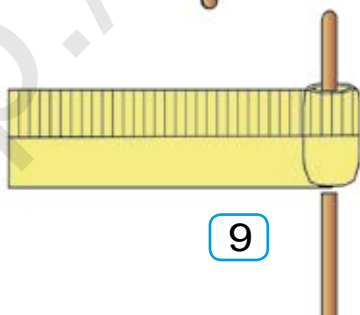
6



7



8



9



10



11



12



13



14



15



Kwiling usulynda güller tayýarlarda ýörite gyrkylan kagyздan peýdalanylň.



16



17



18



19



20



Ejejanym, gutly bolsun,  
Gözel bahar baýramyňyz.  
Gujagyňyz gülden dolsun,  
Şatlyklara durmuşyňyz.

*Allabergen Polat*



### 3-nji barlag işi

## Applikasiya usulynda gül dessesi kompozitsiyasyny yasamak



1




2

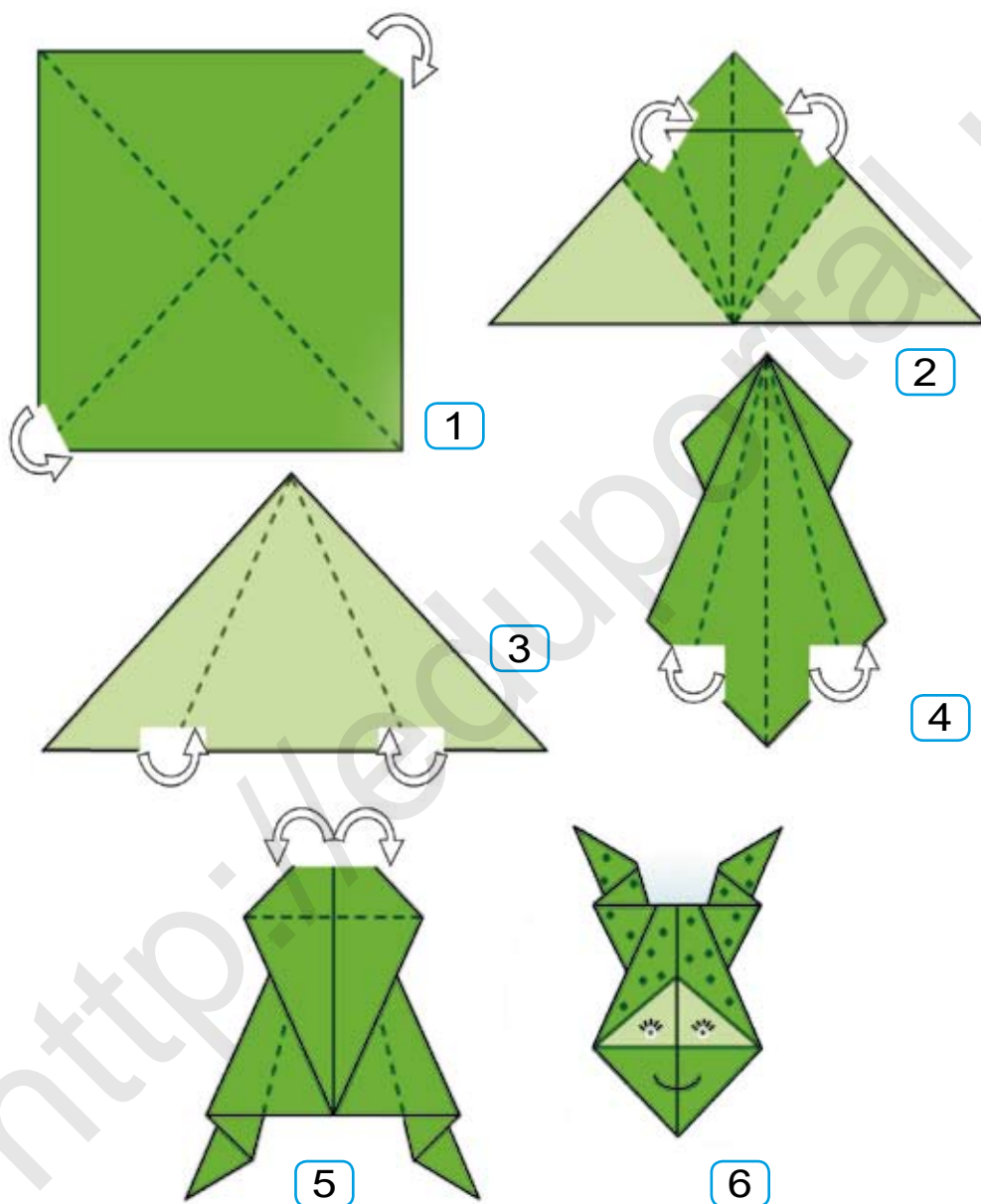


3



4

 Özbaşdak ýasajak boluň



## NOWRUZ BAÝRAMY ÜÇIN BEZEGLE- RI TAÝÝARLAMAK







## Özbaşdak işiň nusgalary



1



2



3




4



Dürli kagyzlardan baýram üçin nähili bezegleri taýýarlamak mümkin?

## «GÜLDANDAKY GÜLLER» KOMPOZISIYASINY YASAMAK



1

2



3



4



Tohumlary tertip bilen yerleşdiriň.



5



6



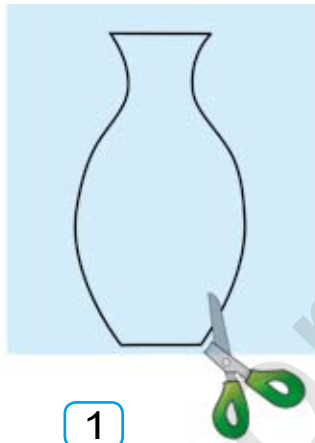
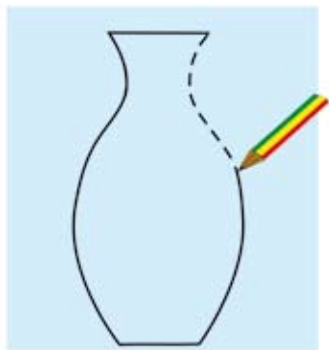


Dürli materiallardan gülleriñ şeklini ýasap, özüñiziñ nähili döredijidigiñizi syñaň!





## Özbaşdak ýerine ýetirilýän işler



1



2



Güldan üçin ülni taýýarlaň we ony gülli ýa-da reňkli kartona ýerleşdirip gyrkyp alyň.



3



Güldanyň böleklerini birikdirip tikende tikin görnüşlerinden peýdalanyň.



4

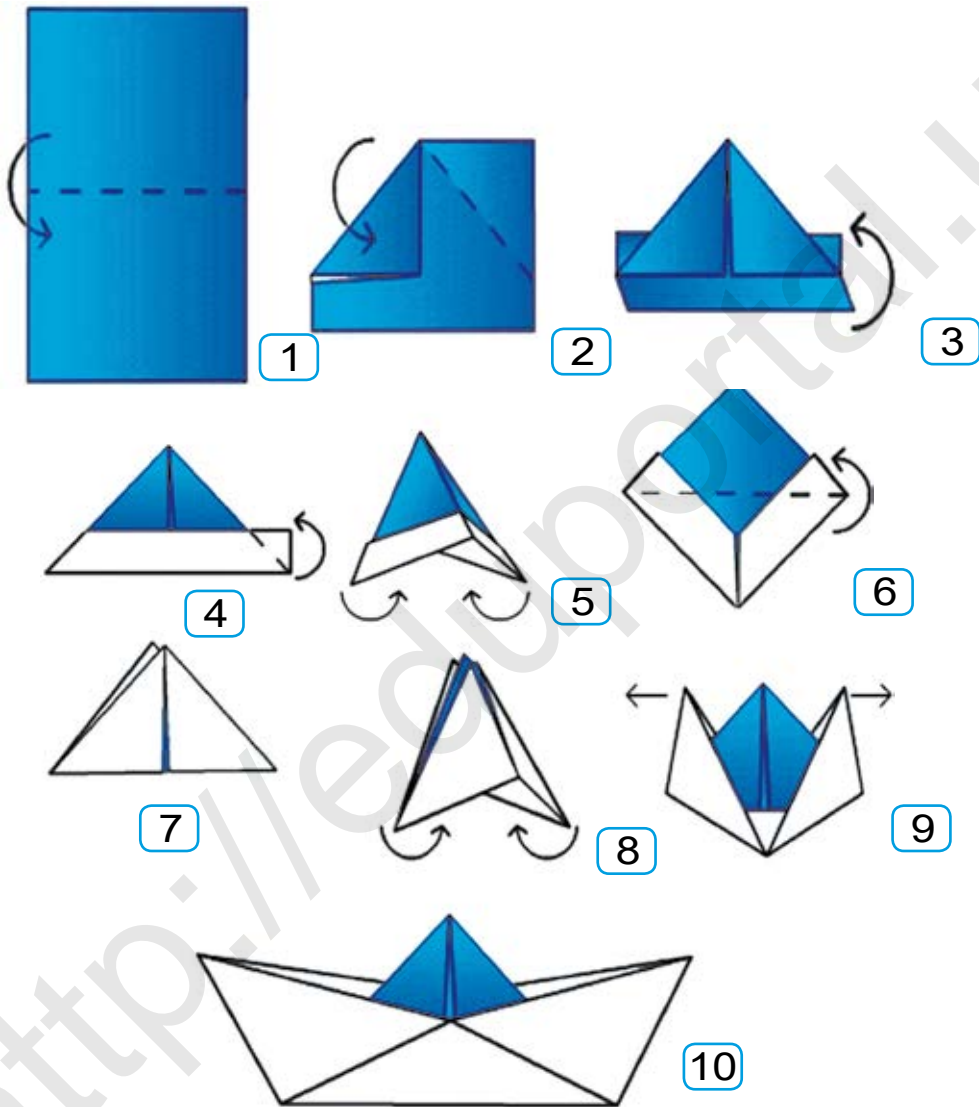


5

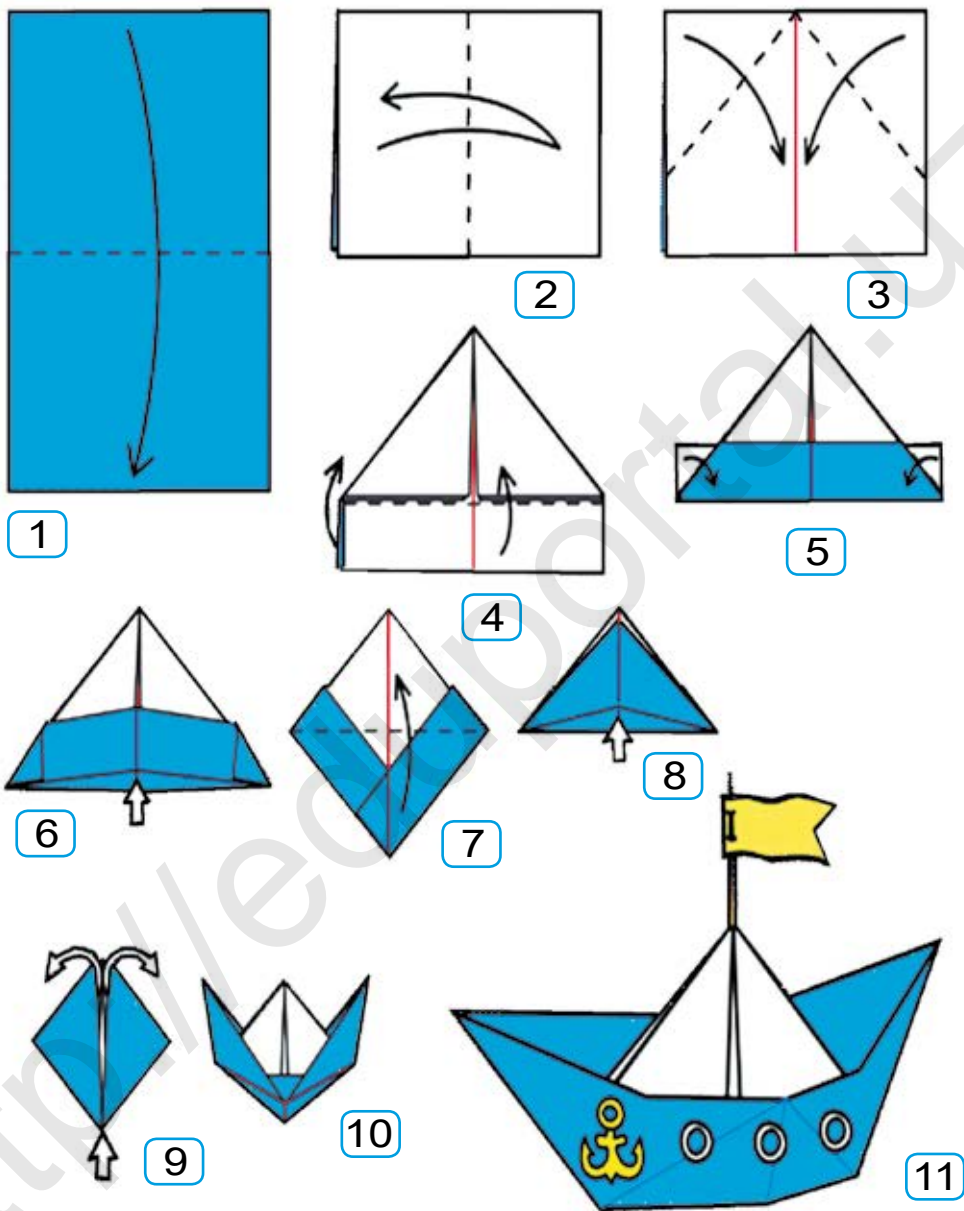


6

## YÜZYÄN MODELLERİŇ MAKETİNİ GURMAK-YASAMAK



Yüzýän modelleri ýasanda goşmaça çeşmelerden peýdalanyň.




Ta'ýar ga'uygy hokman suwda yuzushine syn ediñ.




## POROLONDAN WE ÝÜPDEN ÝUMŞAK OÝNAWAÇLAR TAÝÝARLAMAK




Porolonyň böleginden gönüburçlугyň şekilini taýýarlaň. Oňa balygyň şekliniň böleklerini çyzyň we gyrkyp alyň.



1



2




3




Balygyň böleklerini yzygiderlikde ýerleşdirip çykyň.



## Özbaşdak ýerine ýetirilýän işler





1



2



3



4



Özbaşdak ýagdaýda başga jandarlary hem ýasajak boluň.

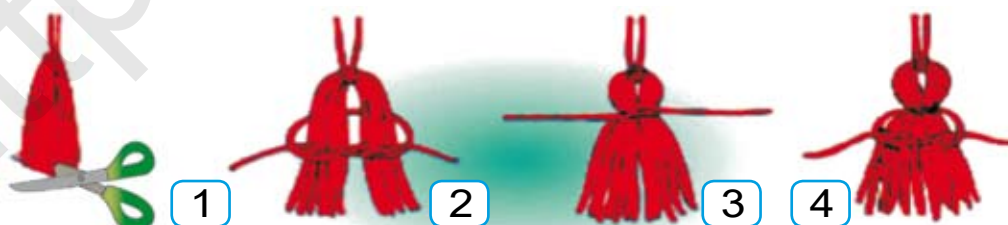


5

## YÜPDEN OYNAWAÇ YASAMAK




! Yüpden dürli oynawaçlary ýasajak boluň.



## KAGZY GYRKMAK WE EPLEMEK USULYDA GÜLLERİN ŞEKILINI YASAMAK



Göwrümlü gül şeklini yasamagy basgan-  
çaklaýyn ýerine ýetiriň.



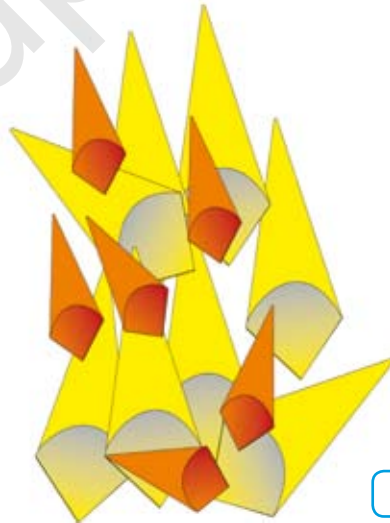
1



2



3



4



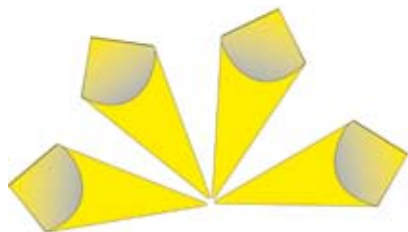
Gaýçydan  
berjaý ediň.

peýdalanmagyň

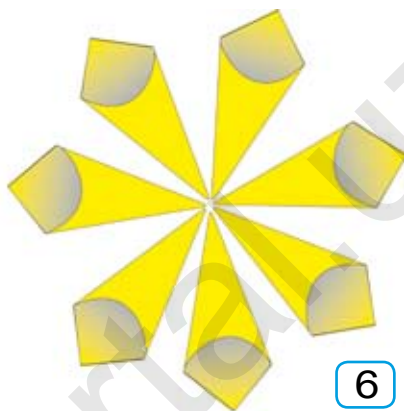
kadalaryny



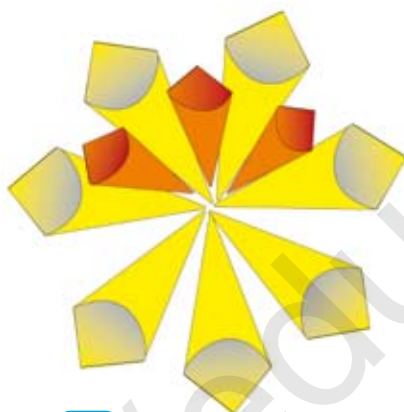
Işı yzygiderlikde ýerine ýetiriň.



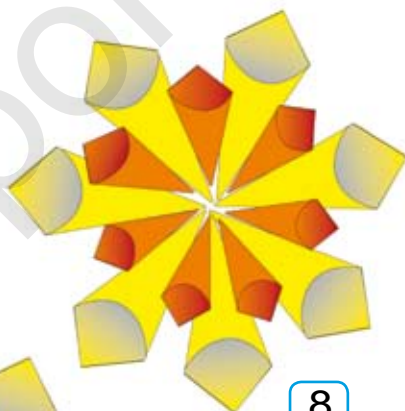
5



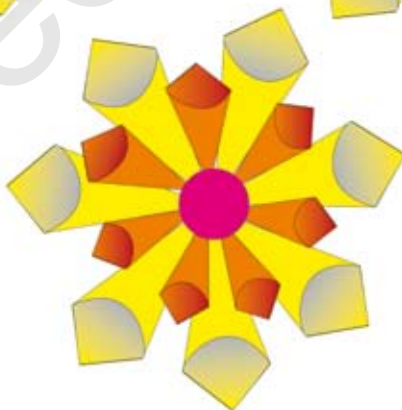
6




7



8



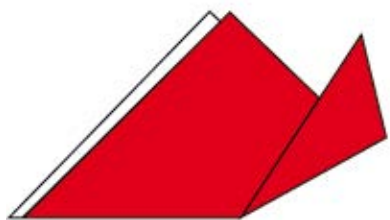
9



Gül yetiştirýän käriň eýeleri barada maglumat toplaň we synpdaşlaryňyz bilen ara alyp maslahatlaşyň.




## Özbaşdak işiň nusgalary




1



2



3



4



Çigildem gülüni dürli materiallardan özbaşdak ýasajak boluň.



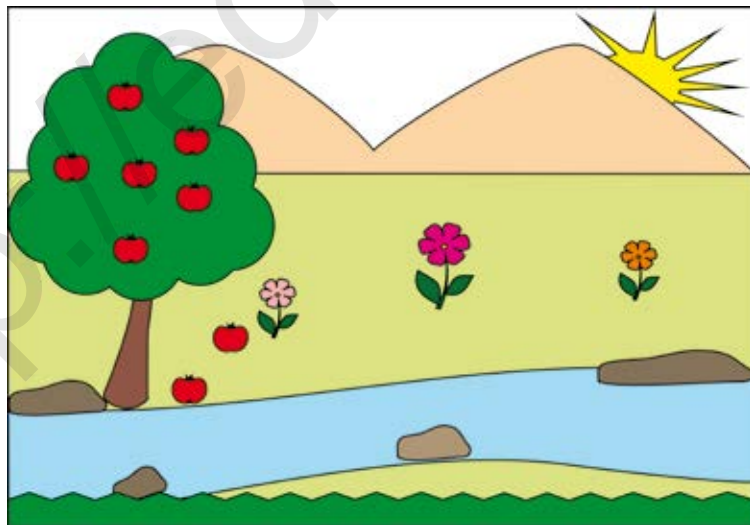
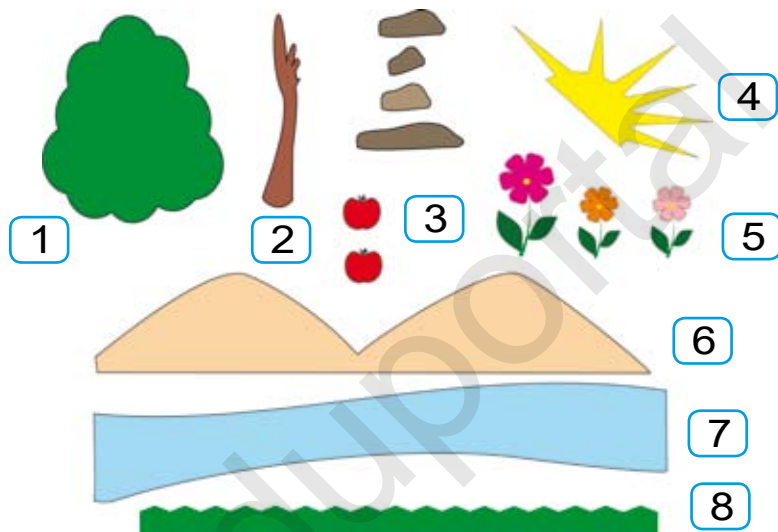
## 4-nji barlag işi

### Dürli kagyzlardan kompozisiya ýasamak



## TOMUS APPLIKASIYASYN YASAMAK

! Kagyzdan "Tomus" temasyny applikasiya usulynda tayýarlaň.






## Özbaşdak işiň nusgalary





## Özbaşdak işiň nusgalary



## MAZMUNY

<b>Giriş</b> .....	<b>3</b>
Tehnologiya dersinde yerine yetirilgan ishlardan nusgalar.....	4
«Güyz» görnüşini applikasiya usulynda yasamak .....	5
Kebelegin şeklini gurmak-yasamak .....	7
Hereketli oynawaçlary yasamak .....	10
Samandan applikasiya usulynda haywanlaryn, güllerin, jandarlaryn şeklini yasamak .....	14
«Erteki gahrymanlaryny» applikasiya usulynda yasamak	17
Pape-maşe usulynda käsetayýarlamak we bezemek.....	21
Sowgat üçin suwenir yasamak .....	24
Dürli kagyzlardan gırlıyandlar we gar bölejigini yasamak .....	27
Reñkli kagyzdan arça yasamak .....	30
Gyş görnüşini applikasiya usulynda yasamak .....	34
Göni tikin tikmek .....	36
Iñne üçin yassyjak tikmek .....	42
Dürli geometrik şekillerden hereketlenyan modelleri gurmak-yasamak.....	44
Baharky güller kompozisiyasyny tayýarlamak.....	47
Kagyzy eplemek we gyrmak usulynda güllerin şeklini yasamak.....	48
Bayrama gutlag haty yasamak .....	50
Nöwruz bayramy üçin bezegler tayýarlamak .....	56

«Güldandaky güller» kompozisiyasyny yasamak .....	58
Yüzýän modelleriň maketini gurmak-yasamak .....	63
Porolondan we ýüpden ýumşak oýnawaçlar taýýarlamak .....	65
Ýüpden oýnawaç yasamak .....	68
Kagyzy gyrkmak we epmek usulynda güleriň şeklini yasamak.....	69
Tomus applikasiyasyny yasamak .....	74

*O'quv nashri*

Xamrakul SANAKULOV,  
Dilrabo XODIYEVA, Aziza SANAKULOVA

## TEKNOLOGIYA

### Umumiy o'rta ta'lim maktablarining 3-sinfi uchun darslik

*(Turkman tilida)*

«Sharq» nashriyot-matbaa  
aksiyadorlik kompaniyasi  
Bosh tahririyati  
Toshkent – 2019

Terjime eden Kamiljan Hallyýew  
Redaktor Jumanazar Metýakubow  
Çeper redaktor Talib Kanoatow  
Tehredaktor Rasuljon Nafasow  
Korrektor Jumanazar Metýakubow  
Sahaplayjy Mastura Athamowa

**Neşir lisenziýasy AI № 201, 28.08.2011.**

Çap etmäge 2019-njy ýylyň 18-nji iýunyda rugsat edildi. Möçberi 70x90<sup>1/16</sup>.  
«Arial» garniturasy. Kegli 14 sponly. Ofset çap ediliş usuly. Şertli çap listi 5,0. Neşirýat-  
hasap listi 6,24. 961 nusgada çap edildi. Buýurma № 450.

**«Sharq» neşirýat-çaphana paýdarlar kompaniýasynyň  
çaphanasy, 100000, Daşkent şäheri,  
«Beyik Turan» köçesi, 41.**

### Kärendesine berlen dersligiň ýagdaýyny görkezýän jedwel

T/n	Okuwçynyň ady, familiýasy	Okuw ýyly	Dersligiň alnandaky ýagdaýy	Synp ýolbaşçysynyň goly	Dersligiň tabşyrylandaky ýagdaýy	Synp ýolbaşçysynyň goly
1						
2						
3						
4						
5						
6						

**Derslik kärendesine berlip, okuw ýylynyň ahyrýnda gaýtarylyp alnanda ýokardaky jedwel synp ýolbaşçysy tarapyndan aşakdaky baha bermek ölçeglerine esaslanýlyp doldurylýar:**

Täze	Dersligiň birinji gezek peýdalanmaga berlendäki ýagdaýy.
Ýagşy	Sahaby бүтін, dersligiň esasy böleginden aýrylmadyr. Ähli sahypalary bar, ýyrtylmadyk, goparylmadyk, sahypalarynda ýazgylar we çyzyklar ýok.
Kanagatlanarly	Kitabyň daşy ýenjilen, ep-esli çyzylan, gyalary gädilen, dersligiň esasy böleginden aýrylan ýerleri bar, peýdalanyjy tarapyndan kanagatlanarly abatlanan. Goparylan sahypalary täzedan ýelmenen, käbir sahypalary çyzylan.
Kanagatlanarsyz	Kitabyň daşy çyzylan ýyrtylan, esasy böleginden aýrylan ýa-da бүтінлей ýok, kanagatlanarsyz abatlanan. Sahypalary ýyrtylan, sahypalary ýetişmeýär, çyzylyp taşlanan. Dersligi dikeldip bolmaýar.



*O'quv nashri*

Xamrakul SANAKULOV,  
Dilrabo XODIYEVA, Aziza SANAKULOVA

## **TEXNOLOGIYA**

**Umumiy o'rta ta'lim maktablarining  
3-sinfi uchun darslik**

*(Turkman tilida)*

«Sharq» nashriyot-matbaa  
aksiyadorlik kompaniyasi  
Bosh tahririyati  
Toshkent – 2019

Terjime eden Kamiljan Hallyýew  
Redaktor Jumanazar Metýakubow  
Çeper redaktor Talib Kanoatow  
Tehredaktor Rasuljon Nafasow  
Korrektor Jumanazar Metýakubow  
Sahaplayjy Mastura Athamowa

**Neşir lisenziýasy AI № 201, 28.08.2011.**

Çap etmäge 2019-njy ýylyň 18-nji iýunyda rugsat edildi. Möçberi 70x90  $\frac{1}{16}$ ,  
«Arial» garniturasy. Kegli 14 şponly. Ofset çap ediliş usuly. Şertli çap listi 5,0. Neşirýat-  
hasap listi 6,24. 134 nusgada çap edildi. Buýurma № 450-A.

**«Sharq» neşirýat-çaphana paýdarlar kompaniýasynyň  
çaphanasy, 100000, Daşkent şähəri,  
«Beýik Turan» köçesi, 41.**