

X.R. SANAKULOV, D.P. XODIEVA, A.R. SANAKULOVA

TEKNOLOGIYA

Uliwma bilim beriwshi orta mekteplerdiń
3-klası ushın sabaqlıq

*Ózbekstan Respublikası Xalıq bilimlendiriw
ministrliǵı tastıyıqlaǵan*



«SHARQ» BASPA-POLIGRAFIYA
AKCIONERLIK KOMPANIYASI
BAS REDAKCIYASI
TOSHKENT – 2019

UOK: 372.831(075)

KBK 74.263

S – 30

P i k i r b i l d i r i w s h i l e r :

- M.Jumayev** – Nizamiy atındağı TMPU professorı;
L.Bekova – Respublikalıq bilimlendiriw orayı meto-
disti;
M.Muxiddinova – Tashkent qalalıq 81-mekteptiń texnolo-
giya pání oqıtıwshısı;
N.Komilova – Tashkent qalalıq 104-mekteptiń texno-
logiya pání oqıtıwshısı.

Shártli belgiler:



– tapsırma



– kásipler haqqında maǵlıwmat



– soraw



– úyde orınlań



– eskertiw



– jeke jumıs

S–30 **Sanakulov, X. h.t.b.**

**Texnologiya: 3-klass ushın sabaqlıq / X.R. Sanakulov, D.P. Xod-
dieva, A.R. Sanakulova. – T.: «Sharq», 2019. – 80 b.**

I. 1,2. Avtorlas.

UO'K: 372.831(075)

KBK 74.263

**Respublika maqsetli kitap qori qarjıları esabınan
basıp shıǵarıldı.**

ISBN 978-9943-26-905-7

© X. Sanakulov, D. Xodieva, A. Sanakulova, 2016.

© «SHARQ» BPAK Bas redakciyası, 2016, 2019.

KIRISIW

Áziz oqıwshılar!

Siz 2-klass «Texnologiya» sabaqlarında tábiyǵıy hám túrli materiallardan quslar, haywanlar, kishi kólemdegi oyınshıqlar, modeller soǵıwdı, miynet qurallarınan qawipsizlik qaǵıydaların saqlaǵan halda paydalanıwdı úyrendińiz.

Endi 3-klasta tábiyǵıy hám túrli materiallardan orınlanıwı qıyın, kóp basqıshlı bezew ushın oyınshıqlar, maket hám modellerdi soǵıwdı úyrenesiz.

Ámeliy jumıstı orınlaw procesinde dóretiwshilik penen jańa joybarlardı tayarlawda miynet qurallarınan durıs hám orınlı paydalanıw kónlikpelerin rawajlandırasız.



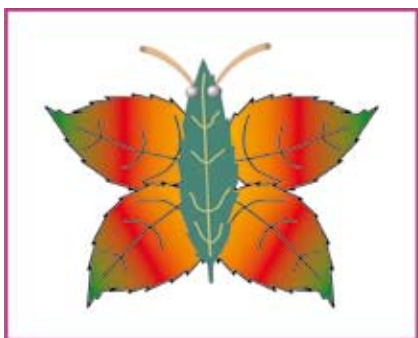
Usı sabaqlıq betlerinde berilgen jumıs úlgilerin jaqsı hám sıpatlı orınlaw ushın muǵallimińizdiń másláháti, ata-anańızdın kómeginen paydalanıń.

Áziz oqıwshılar, sabaqlıqta berilgen jumıs úlgilerin orınlaw menen, olardıń jańa kórinislerin jaratıń, oylap tabıwǵa háreket etiń.

Keleshekte sizdi ullı jumıslar kútip atırǵanın umitpań.

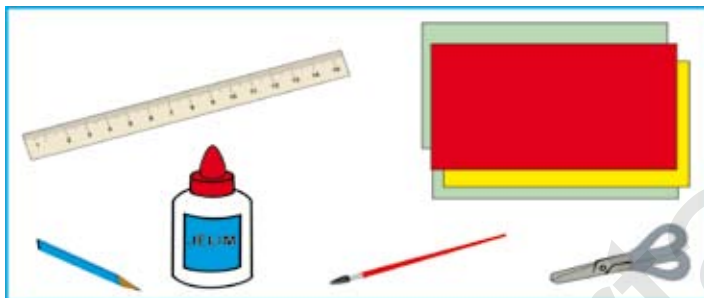
Usı sabaqlıq sizge jaqın kómekshi bolıwǵa isenemiz.

TEKNOLOGIYA SABAGÍDA ORÍNLANATUĞÍN JUMÍSTIÍN ÚLGILERI

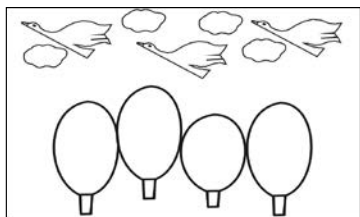


«GÚZ» KÓRINISIN APPLIKACIYA USÍLÍDA SOǒIW


Bizge kerekli miynet qurallari



Gúz kórinisine sáykes detallardi tayarlap alín.



Baǵdaǵı tereklerdiń jaylasıw tártibin baqlap kóriń. Reńli qaǵazlardan terek formaların qırqıń, izbe-izlikte jaylastırıp jelimleń.





4



5



6



7



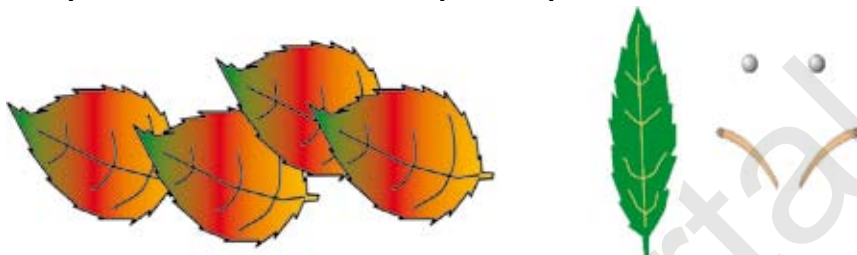
Hár bir máwsimdi óziniń kórinisinde súwretlewge háreket etiń.




6

GÚBELEK KÓRINISIN QURÍW HÁM SOǒIW

! Gúbelektiń kórinisine sáykes japıraqlardı toplań hám tazalap keptiriń.



! Gúbelek kórinisin soǒıwdan aldın gúbelektiń sızılmasın sızıp alıń.

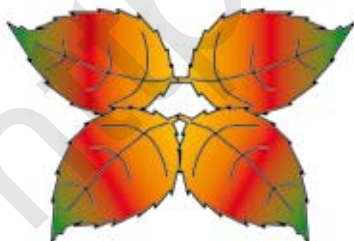


1

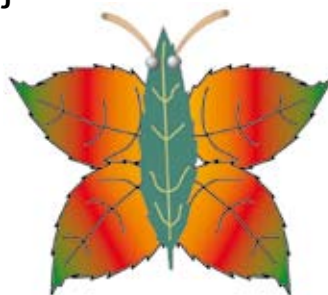


2

! Keptirilgen japıraqlardı bir-birine sáykeslep tuwrı jaylastırıń hám jelimleń.



3



4

7



Jeke jumis úlgileri.



1



2



Gúbelek kórinisin qanday materiallardan soǵıw múmkin?

Siz qaysı kórinistegi gúbelekti óz betinshe soǵa alasız?



3



4




Jeke jumis úlgileri.




QOZGALIVSHI OYINSHIQLAR SOGIW




Karton qaғazǵa ayıw dene bóleklerin sızırń hám qırqıp alırń.



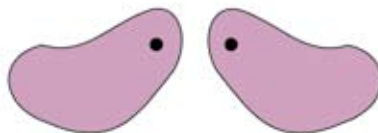
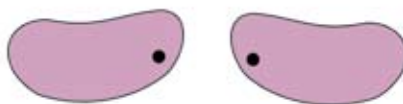
1



2



3



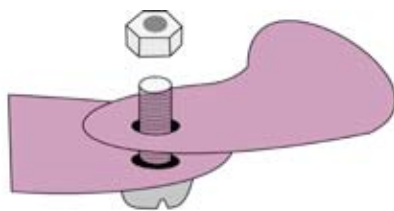
4




Ayıwdırń dene bóleklerin biriktiriwshi ornın belgileń, muǵallimniń baqlawında tesip alırń.




Ayıwdıń dene bóleklerin tómendegi tártipte biriktiriń.




5



6



7



8



9

11



Jeke jumis úlgileri.



Qozgataluđın modellerdi óz betinshe sođıwıǵa háreket etiń.




1



2



3



4



5



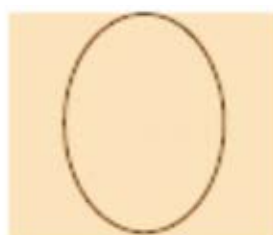
6



7



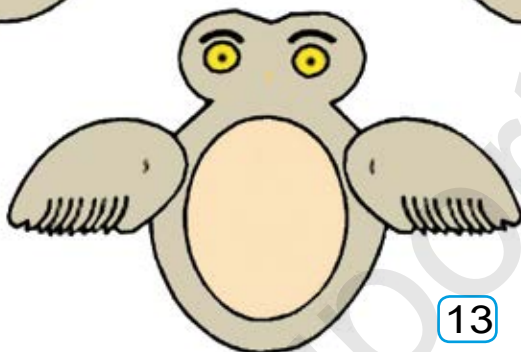
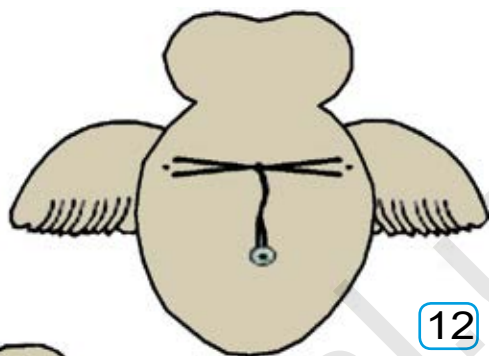
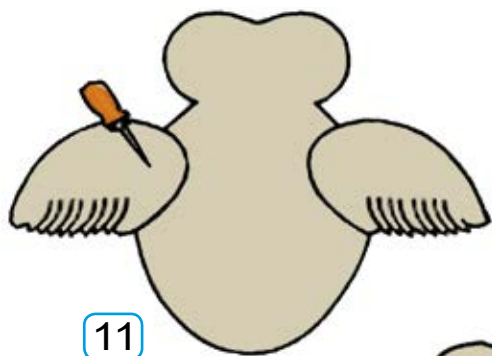
8



9



10




Qustiń kórinisin applikasiya usılında óz betinshe soǵıp kóriń.



SHIYDEN APPLIKACIYA USÍLÍDA HAYWANLAR, GÚLLER, JANÍWARLAR FORMASÍN SOǒIW



Utyug penen islegende úlkenlerdiń kómeгинен paydalanıń.



Muǵallimniń tayarlap bergen shiylerin qaǵazǵa jelimlep alıń hám izbe-izlikte orınláń.



1



2



3



Jeke jumis úlgileri.



Jumistiń barısın baqlań hám soǵıp kóriń.




Shiyden hár túrli kompoziciya soǵıń hám jaqınlarıńızǵa sawǵa etiń.

1-baqlaw jumisi

Japiraqlardan janiwarlar formasin so'g'iw



«ERTEK QAHARMANLAR»ÍN APPLIKACIYA USÍLÍNDÁ SOǒÍW



1



2



3



4

5




8



6



7




9




Hár bir basqishtı izbe-izlikte, durıs orınlań.



10



11



12



13



14



15


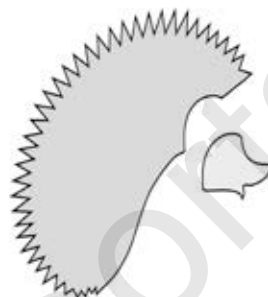



Ózińiz jaqsı kórgen ertek qaharmanın applikaciya usılında tayarlawğa háreket etiń.



Jeke jumis úlgileri.

Qağazdan kirpitiken kórinisin óz betinshe soğıp kóriń.





? Tawıqtıń kórinisi qaysı geometriyalıq formalardan quralǵan?



PAPE-MASHE USÍLÍNDÁ KESE TAYARLAW HÁM BEZEW



Keseniń betine vazelin yamasa may súr- tiledi. Qağazdı mayda bóleklerge bóliń. Keseniń birinshi qabatına qağaz bólek- rin suwǵa batırıp, keseniń betine tegis etip jabıstırıń. Ekinshi qabatına qağaz bóleklerin jelimniń járdeminde jabıstırıp shıǵıń.



Kese tayarlaw ushin kerekli miynet qural-
larinan duris paydalanıń.



4



5



6



7



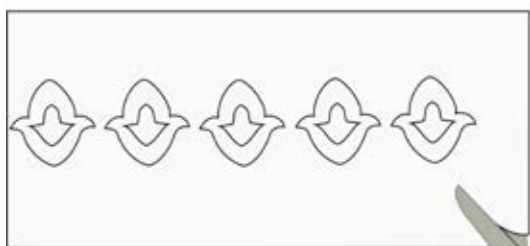
Qağazdıń bóleklerin ekinshi qabatqa uzını-
na jelimleń. Bul qağazdıń qabatların aljasıp
ketiwden saqlaydı. Bul jaǵdaydı 6-7 márte
tákirarlań.



8



9



10



11



12



13



Keseni 3 kún dawamında keptiriw ushın qoyıń. Keyin keseniń betin kók reńge boyañ hám naǵıs elementleri menen bezeń.

SAWGA USHIN SUVENIR SOGIW



1



2



Jumsaq simga gúl kórinisin payda etiwshi gúl japıraqları ushin eki túrli reńli biserlerdi izbe-izlikte jaylastırıń.



3



4



Tayarlangan gúlge jáne qanday qosımsha kirkiziw múmkin. Bul jumısqa dóretiwshilik penen kirisıń.



Bir neshe gúl japıraqların bir-birine bekkemlep gúldiń kórinisin payda etiń.



5



6



Jeke jumıs úlgileri.






Jeke jumis úlgileri.



Jumistiń úlgilerin baqlań. Óz betinshe soǵıw procesine ózǵertiw kirgiziwge háreket etiń.



TÚRLI QAĞAZLARDAN GIRLYANDLAR HÁM QAR BÓLEKLERIN SOǒIW


! Qar bóleklerin tómendegi tártipte soǒip kóriń.



1



2




3




4

? Oylap kóriń jáne qanday qar bóleklerin soǒiw múmkin?



5



6



7



8




9



10



Jeke jumis úlgileri.



1

2

3

4

29

REŃLI QAĞAZDAN ARSHA SOĖIW



1



2



3



4



Qáwipsizlik qađıydaların saqlań.



5



6



Qaғaz bóleklerin tártip penen jelimleń.



7



8



9



10



11



12




13



Arshağa sáykes oyınshıqlar soǵıń.

2-baqlaw jumisi

Reñli qağazlardan kólemli arsha oynshıgın tayarlañ



3



4


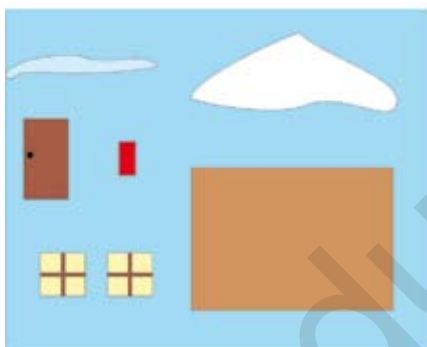




5



6

QIS KÓRINISIN APPLIKACIYA USÍLÍDA SOǒIW



Hár bir formanı kórinisin jaratıń.

durıs jaylastırıp, qıs



7



8



Qis kórinisinen úlgiler soǵıp kóriń. «Ózbekstanda qis» temasın óz betinshe aplikaciya usılında islewge háreket etiń.



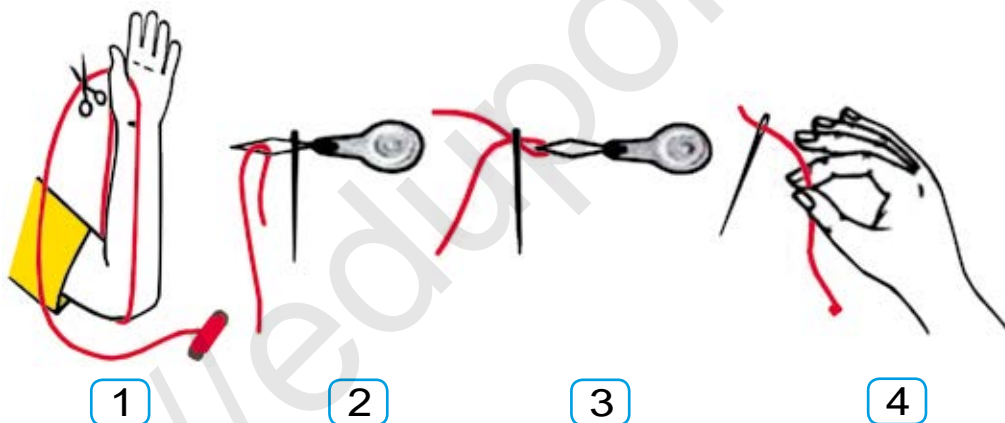
DÚZIW TIGIS TIGIW



Dúziw tigiw tigiw ushın tómendegi qağıydalarğa ámel qılıń.

Iyneden paydalanıw qağıydaları:

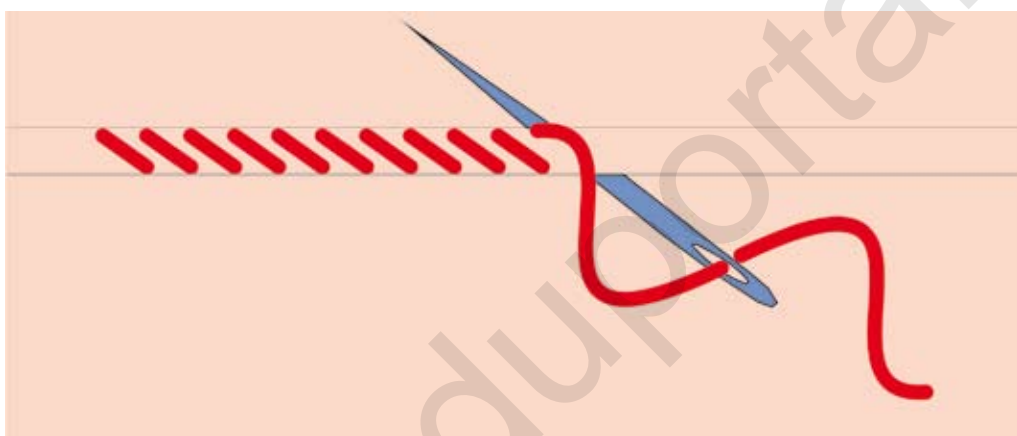
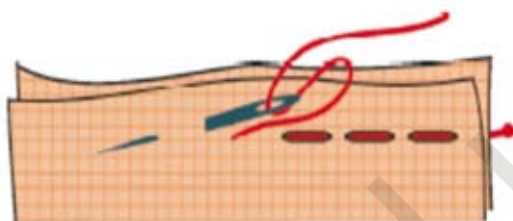
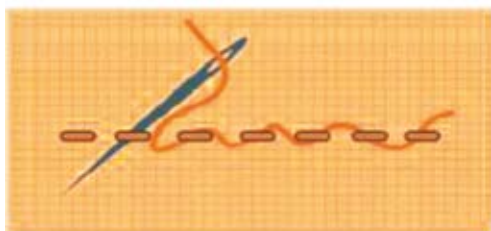
1. Iyneden paydalanıp bolğannan keyin, arnawlı iyne shanshıǵışqa sanship qoyıń.
2. Iyneni hesh qashan awzırızǵa salmań.
3. Tigiw jumısınan aldın hám keyin iynelerdi sanap kóriń, jetispegen iynelerdi álbette tabıń jáne arnawlı ıdısqa salıp qoyıń.



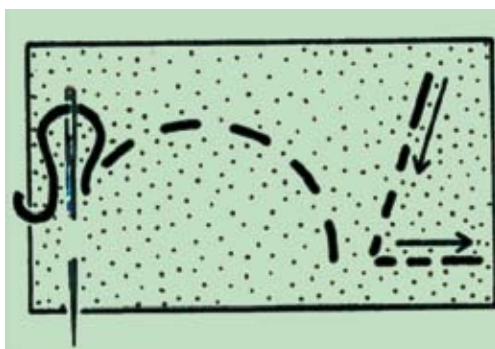
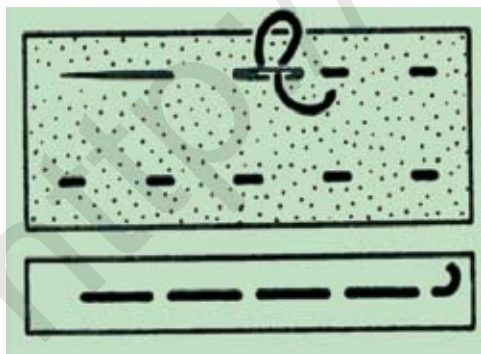
4. Kerekli uzınlıqtaǵı jipti ólshep, onı qıyıp alıń (1-súwret).


5. Iynege jip ótkizip, túyin payda etiwdi umıtpań (2-3-4-súwretler).

Tigis túrleri menen tanısıń.



Tigis túrlerin tigiwdi úyreniń.




 Jeke jumis úlgileri.



1



2

 Kartonnan tayarlangan úlgi tiykarında gezleme bóleklerinen qálewimizdegi ólshem (sheńber) formasın qiyıp alıń.



3



4

 Qiyındılarǵa dúziw tigis penen islew beriń.



5



6



7


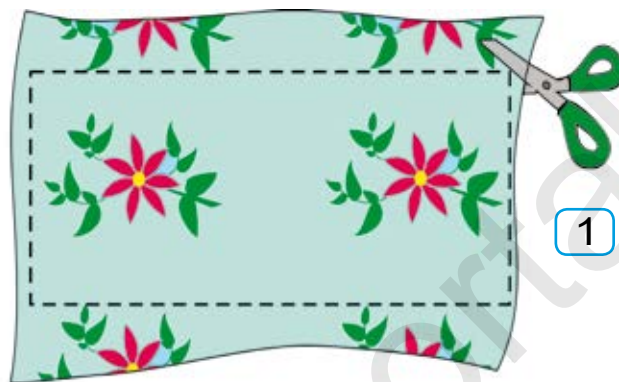


Bezewishi tigislerden paydalanıń.



Jeke jumis úlgileri.

Dúziw tigistiń járdeminde shaynek tutqish tigiń.





6



7



8



9



Qaysi uslagishtan paydalaniv qolayli boladi?




10



Shaynek tutqish formasin o'zgartiwimiz mumkin. Olardi tayarlap koriñ.

IYNE QADAĞISH TIGIW



1



2

! Iyne ushın arnawlı shanshıǵıshlardı ti-
giw tártibi menen tanıń. Ámeliy jumısta
dóretiwshilik penen ózińiz (iyne ushın qadaǵısh)
tayarlań.



3



4




5



6



lyne menen islegende qáwipsizlik qa-
ǵıydaların saqlawdı umıtpań.



7

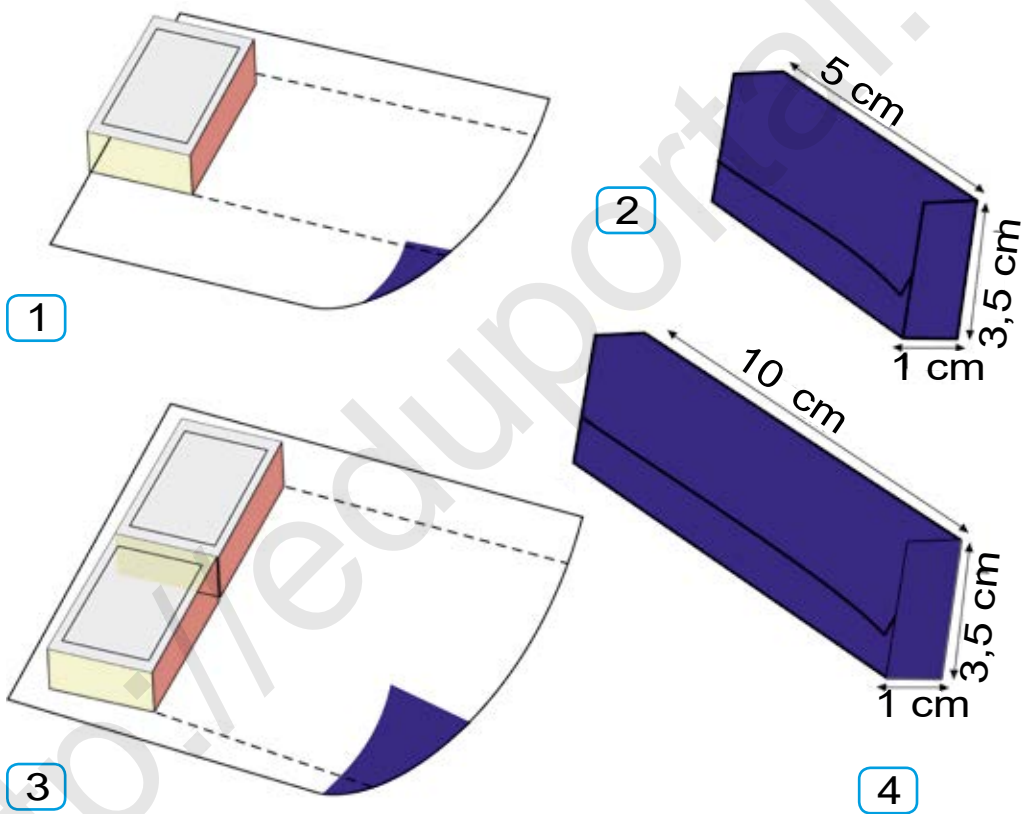


8

TÚRLI GEOMETRIYALÍQ FIGURALARDAN QOZGÁLÍWSHÍ MODELLER QURÍW HÁM SOǒÍW




Kishi kólemdegi bos qutishalardan qozǵalıwshı mashina modelin soǵıp kóriń.



Qozǵalıwshı mashina model bóleklerin dúris ólshep alıń.



Mashina dóngeleklerin soǵıw ushın plast-massa qaqraqlardan paydalanıń.



5



6

45



7




Aydawshı erte azannan baslap kún batqanğa shekem adamlardıń mánziline qáwipsiz jetip alıwı ushın xızmet etedi. Aydawshı kásibi barqulla ziyreklik, qıraǵılıqtı talap etedi.

BÁHÁRGI GÚLLER KOMPOZICIYASÍN TAYARLAW



1



2



Báhár kóriń!

gúllerin reńli qaǵazlardan soǵıp



3



4



5

47

QAĞAZDÍ BÚKLEW HÁM QÍRQÍW USÍLÍDA GÚL FORMALARIN SOǒÍW



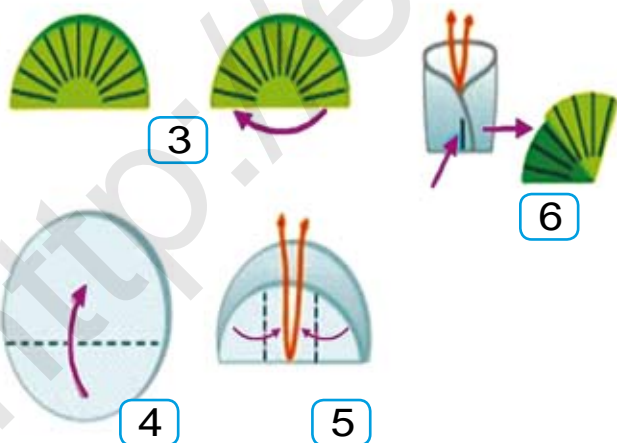
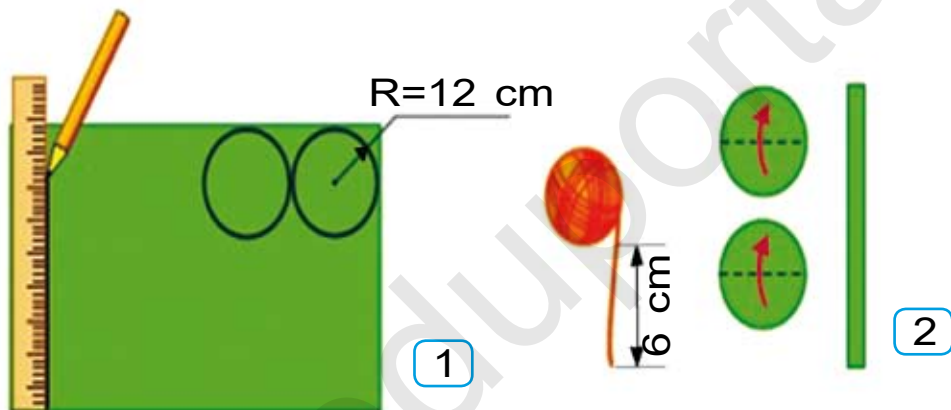
Túrli qağazlardan ziciyasın tayarlaw orınlań.

báhárgi gúller kompo-basqışların izbe-izlikte





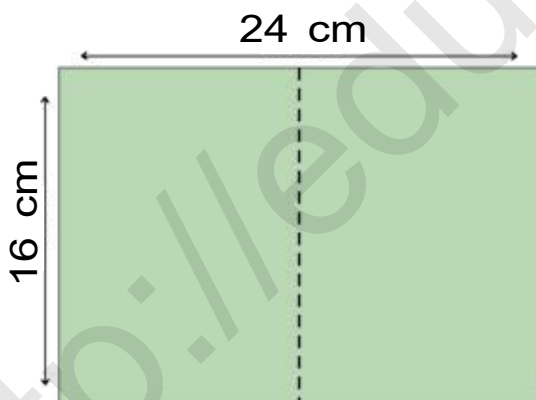
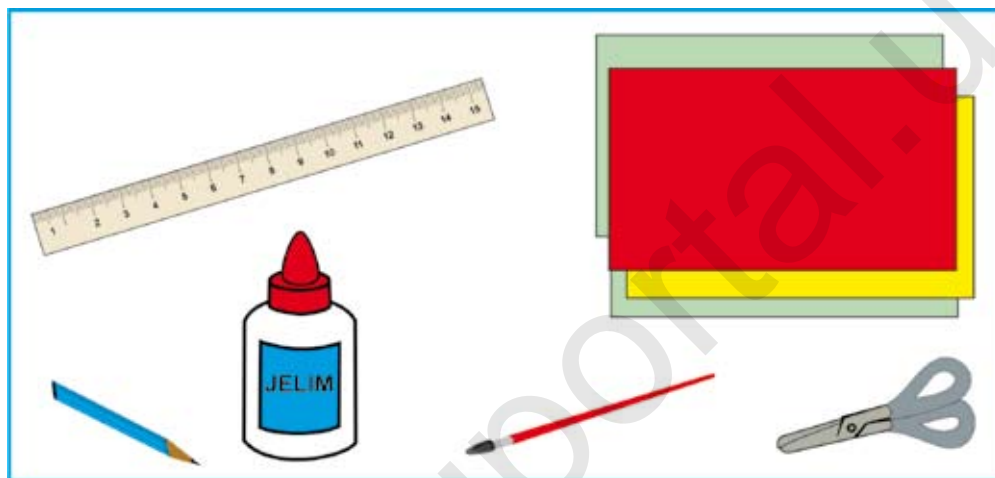
Jeke jumis úlgileri.



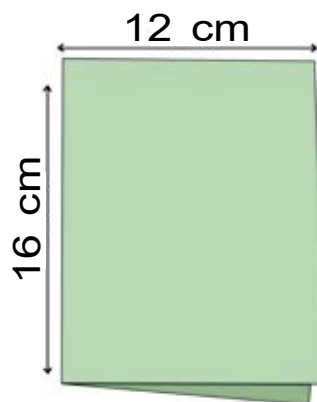
BAYRAMGA QUTLIQLAW QAĞAZIN SOĞIW



Kerekli jumis quralların tayarlap alıń.



1



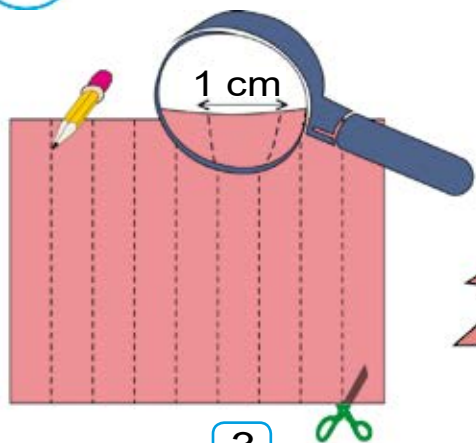
2



Qutliqlaw qağazın soğıw ushın ólshemlerdi durıs belgilep alıń.




Ólshemi hám reñin duris tañlañ.



3



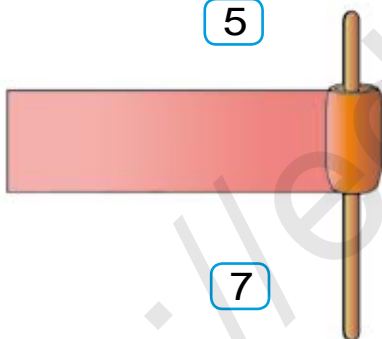
4



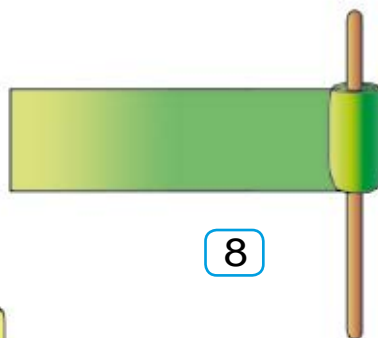
5



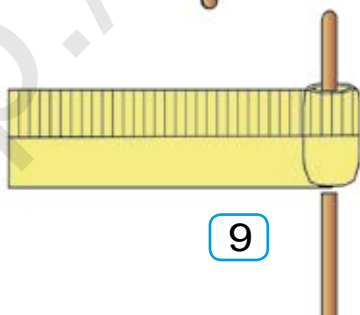
6



7



8



9



10



11



12



13



14



15



Kvilińg usılında gúller tayarlawda arnawlı qıyılǵan qaǵazdan paydalanıń.



16



17



18



19



20



Anajanim, qutli bolsin,
Gózzal báhar bayraminiz.
Qushaginiz gúlge tolsin,
Shadliqlarğa hár demiñiz.

Allabergen Polat



3-baqlaw jumisi

Applikaciya usilinda guldaste kompoziciyasın soǵıw



1



2

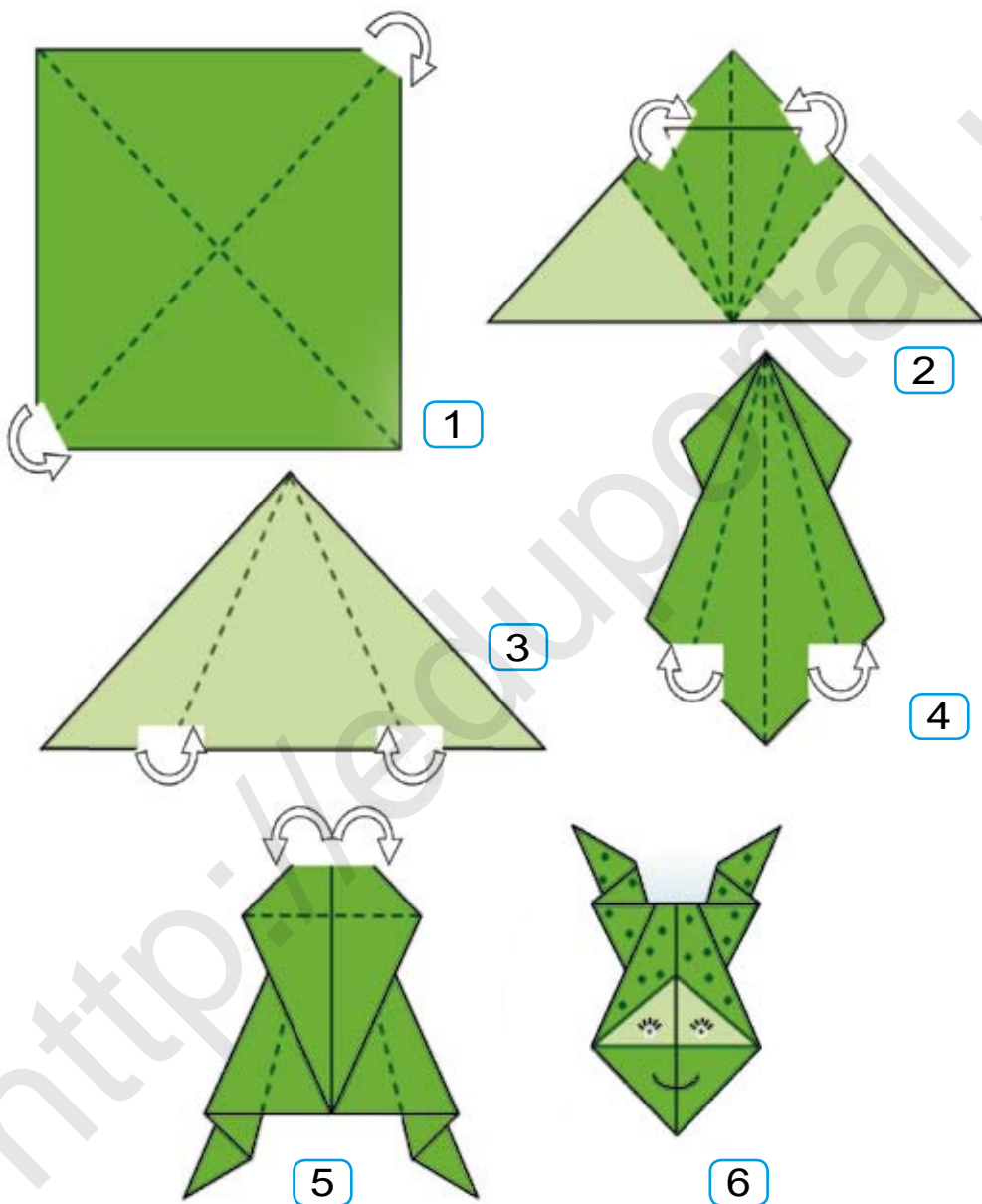


3



4

 Óz betinshe soʻgʻip kóriń.



NAWRÍZ BAYRAMÍ USHÍN BEZEWSHI ZATLAR TAYARLAW






Jeke jumis úlgileri.



1



2



3




4



Túrli qaǵazlardan bayram ushın qanday bezewshi zatlar tayarlaw múmkin?

«GÚL SALATUĞÍN GÚZEDEGI GÚLLER» KOMPOZICIYASÍN SOĐIW




1

2



3



4



Tuqımlardı tártip penen jaylastırıń.



5



6



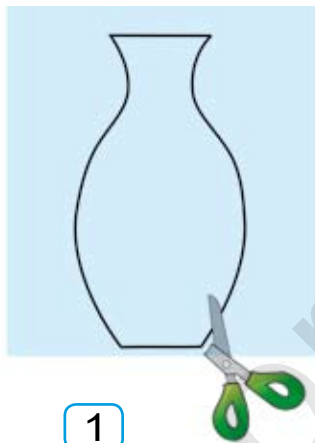
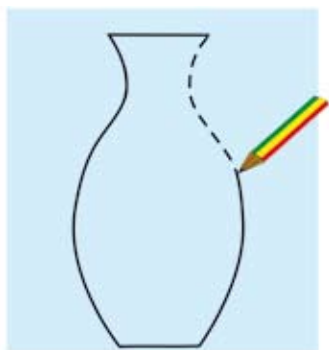


Túrli materiallardan gúllerdiń formasın so-
ǵıp, ózińizdiń qanday dóretiwshi ekenińizdi
sinap kóriń!





Óz betinshe orinlanatuǵın jumıslar.



1



2



Gúl salatuǵın gúze ushın úlgi tayarlań hám onı gúlli yamasa reńli karton qaǵazǵa jaylastırıp qırqıp alıń.



3



Gúl salatuđın gúzeniń bóleklerin biriktirip tigiwde tigiş túrlerinen paydalanıń.



4

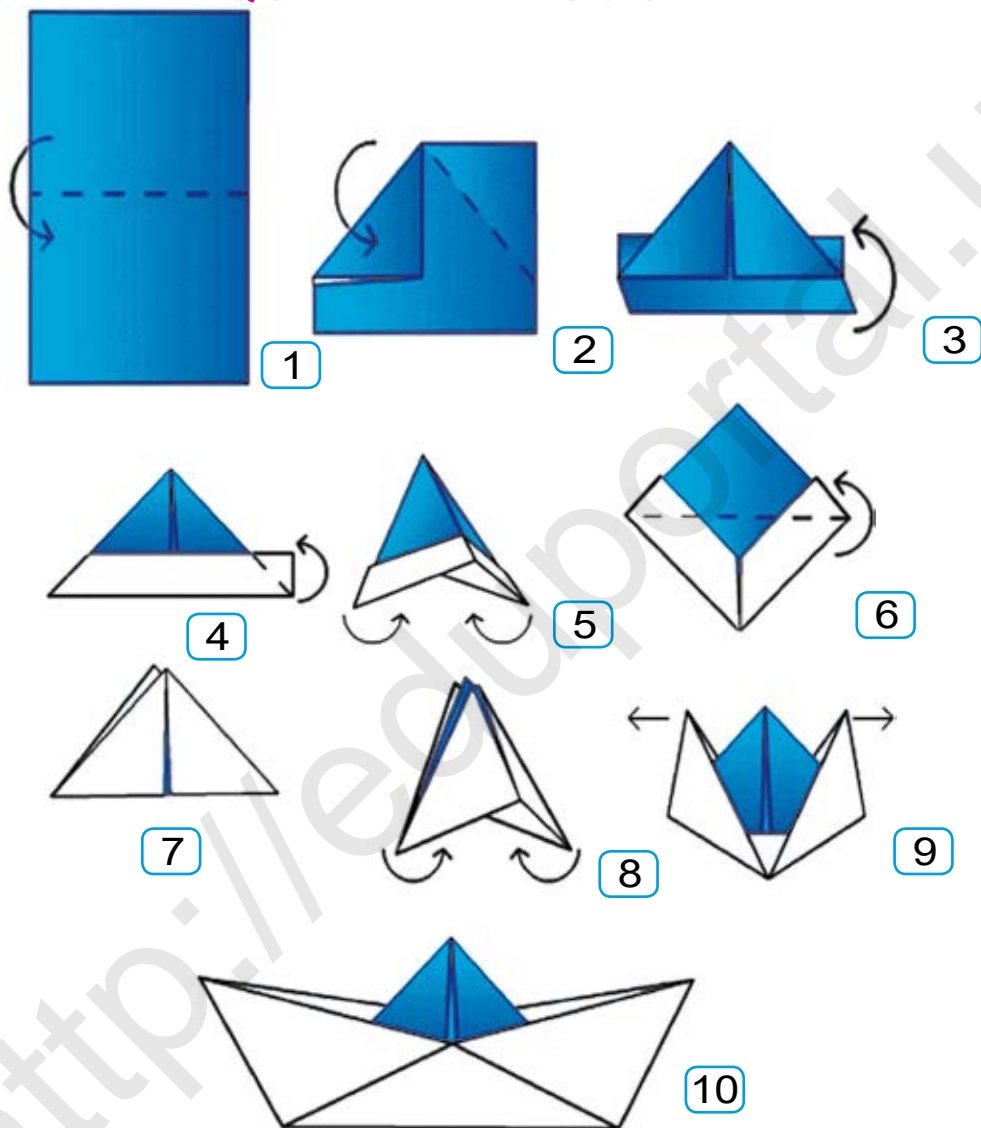


5

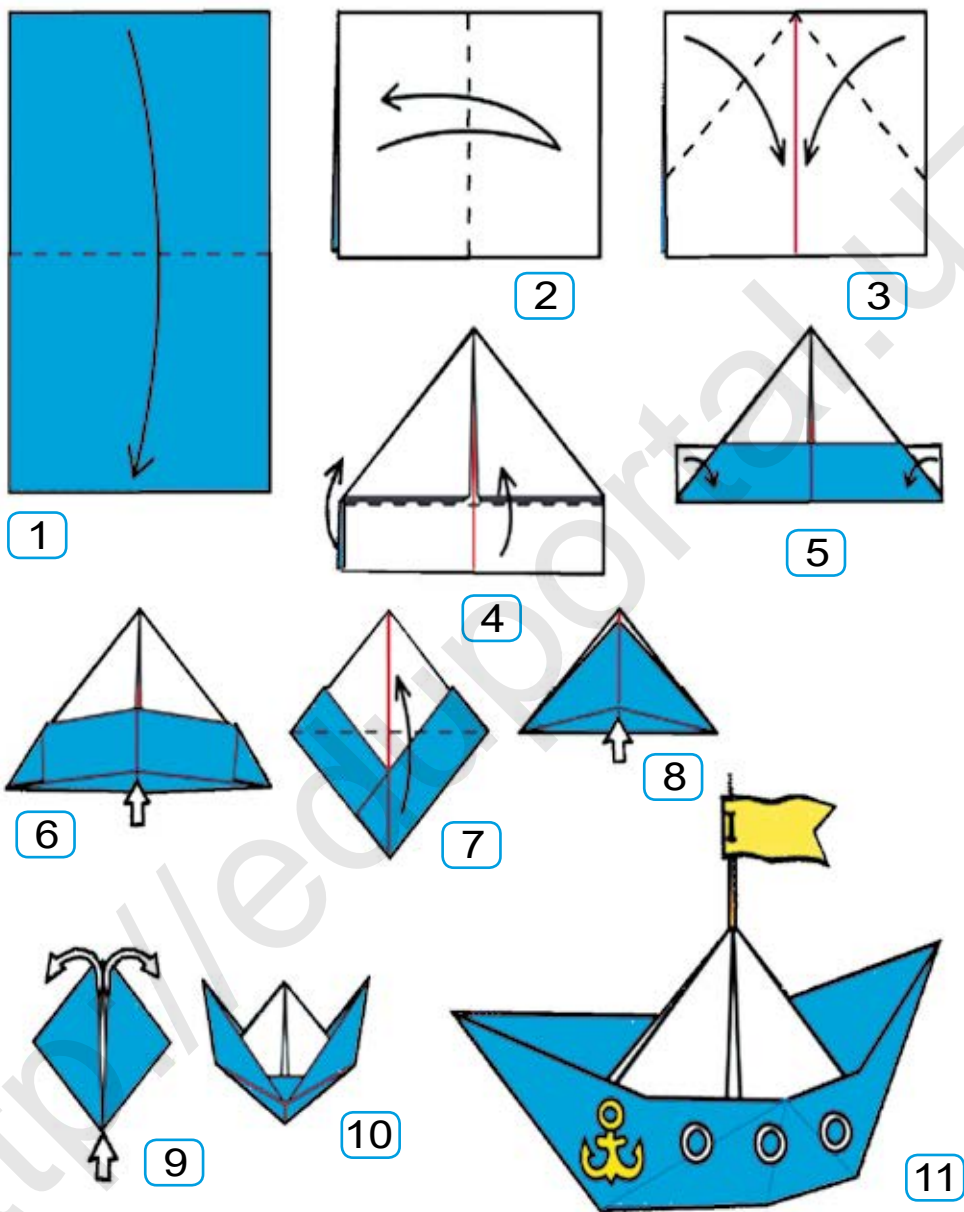


6

JÚZIWSHI MODELLER MAKETIN QURÍW HÁM SOǒÍW



Júziwshi modellerdi soǒıwda qosımsha dereklerden paydalanıń.




Tayar qayıqshaniń suwda júziwin álbette baqlap kóriń.


POROLON HÁM JIPTEN JUMSAQ OYÍNSHÍQLAR TAYARLAW




Porolon bóleginen tuwrı tórtmúyeshlik formasın tayarlań. Oǵan balıq formasınıń bóleklerin sızıń hám qırqıp alıń.



1



2




3




Balıqlardıń bóleklerin izbe-izlikte jaylastırıp shıǵıń.



Óz betinshe orinlanatugín jumislar.





1



2



3



4



Óz betinshe basqa janıwarlardı da soǵıp kóriń.



5

JIPTEN OYINSHIQLAR SOG'IW




! Jipten hár túrli oyinshiqalar soǵıp kóriń.




QAĞAZDÍ QÍRQÍW HÁM BÚKLEW USÍLÍDA GÚLLERDÍŃ KÓRINISIN SOĖÍW



Kólemli gúl kórinisin soĖıwdı basqıshpa-basqısh orınlań.



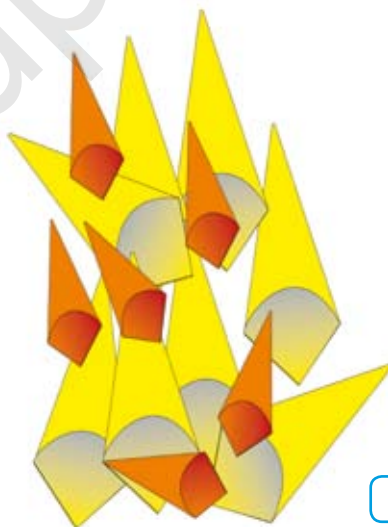
1



2



3




4



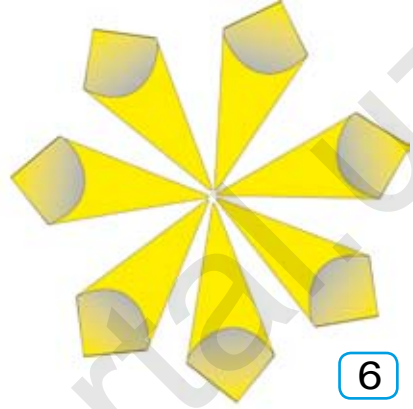
Qayshıdan durıs paydalanıw qaĖıydaların saqlań.



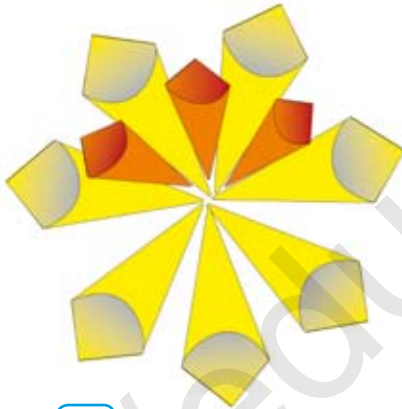
Jumisti izbe-izlikte orinlań.



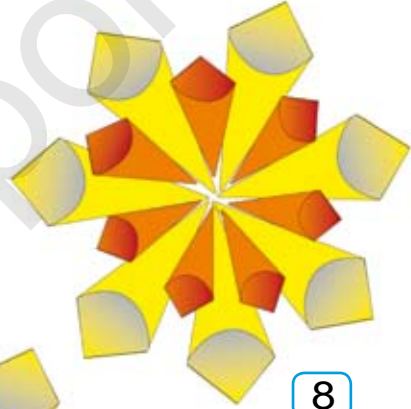
5



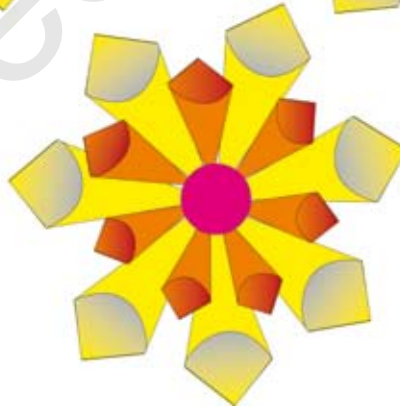
6




7



8



9



10



11



12



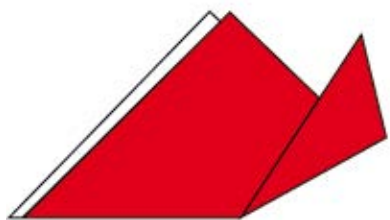
13



Gúl jetistirwshi kásip iyeleri haqqında mağlıwmat toplań hám klaslaslarıńız benen oylasıń.




Jeke jumis úlgileri.




1



2



3



4



Lala gúlin túrli materiallardan óz betinshe soǵıp kóriń.

4-baqlaw jumısı

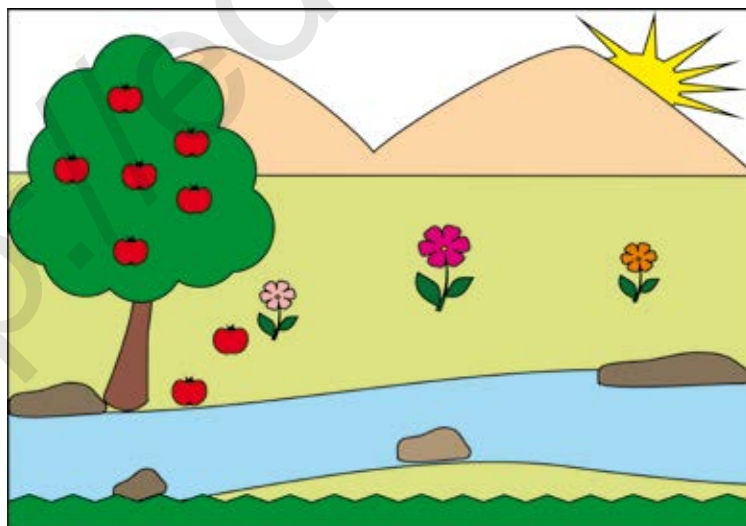
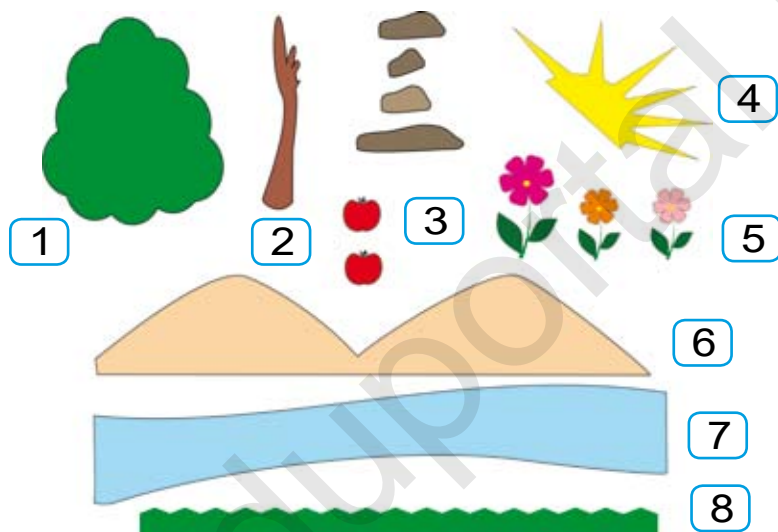
Túrli qaǵazlardan kompoziciya soǵıw



JAZ APPLIKACIYASÍN SOǒIW



Qaǵazdan «Jaz» temasın applikasiya usılında tayarlań.






Jeke jumis úlgileri.





Jeke jumis úlgileri.



MAZMUNÍ

Kirisiw	3
Texnologiya sabağında orınlanatuğın jumıstın úlgileri	4
«Gúz» kórinisin applikaciya usılında qurıw hám soğıw	5
Gúbelek formasın qurıw hám soğıw	7
Qozğalıwshı oyınshıqlar soğıw	10
Shiyden applikaciya usılında haywanlar, gúller, janıwarlar formasın soğıw	14
«Ertek qaharmanlar»ın applikaciya usılında soğıw	17
Pape-mashe usılında kese tayarlaw hám bezew	21
Sawğa ushın suvenir soğıw	24
Túrli qağazlardan girlyandlar hám qar bóleklerin soğıw	27
Reńli qağazdan arsha soğıw	30
Qıs kórinisin applikaciya usılında soğıw	34
Dúziw tigus tigiw	36
lyne shanshiğish tigiw	42
Túrli geometriyalıq figuralardan qozğalıwshı modeller qurıw hám soğıw	44
Báhárgi gúller kompoziciyasın tayarlaw	47
Qağazdı búklew hám qırqıw usılında gúl formaların soğıw	48
Bayramğa qutlıqlaw qağazın soğıw	50
Nawrız bayramı ushın bezewshi zatlar tayarlaw	56

«Gúl salatuđın gúzedegi gúller» kompoziciyasın sođıw	58
Júziwshi modeller maketin qurıw hám sođıw	63
Porolon hám jipten jumsaq oyınshıqlar tayarlaw	65
Jipten oyınshıqlar sođıw	68
Qağazdı qırqıw hám búklew usılında gúllerdiń kórinisin sođıw	69
Jaz applikaciyasın sođıw	74

O'quv nashri

Xamrakul SANAKULOV,
Dilrabo XODIYEVA, Aziza SANAKULOVA

TEXNOLOGIYA

**Umumiy o'rta ta'lim maktablarining
3-sinfi uchun darslik**

(Qoraqalpoq tilida)

«Sharq» nashriyot-matbaa
aksiyadorlik kompaniyasi
Bosh tahririyati
Toshkent – 2019

Awdarmashi *Dilarom Tajetdinova*
Redaktor *Dilbar Xalmuratova*
Kórkemlik redaktor *Tolib Qanoatov*
Texnikaliq redaktor *Rasul Nafasov*
Korrektor *Gulayim Abdukarimova*
Betlewshi *Mastura Atxamova*

Baspa licenziyasi AI № 201, 28.08.2011-j.

Basıwǵa ruxsat etildi 07.06.2019. Formatı 60x90¹/₁₆. «Arial» garniturası. Kegli 14 shponlı.
Ofset baspa. Shártli baspa tabaǵı 5,0. Baspaxana-esap tabaǵı 6,24. Adadı 12246 nusxa.
Buyırtpa № 446.

«Sharq» baspa-poligrafiya akcionerlik kompaniyasi
baspaxanası, 100000, Tashkent qalası,
«Buyuk Turan» kóshesi, 41.

Ijarağa berilgen sabaqlıq jaǵdayın kórsetiwshi keste

T/s	Oqıwshınıń familiyası, atı, ákesiniń atı	Oqıw jılı	Sabaqlıqtıń alınıǵandaǵı jaǵdayı	Klass basshısınıń qolı	Sabaqlıqtıń tapsırılǵandaǵı jaǵdayı'	Klass basshısınıń qolı
1						
2						
3						
4						
5						
6						

Sabaqlıq ijarağa berilgende hám oqıw jılınıń aqırında qaytarıp alınıǵanda joqarıdaǵı keste klass basshısı tárepinen tómendegi bahalaw ólshemlerine tiykarlanıp toltırıladi:

Taza	Sabaqlıqtı birinshi ret paydalanıwǵa berilgendeǵı jaǵdayı.
Jaqsı	Muqaba pútin, sabaqlıqtıń tiykarǵı bóliminen ajıralmaǵan. Barlıq betleri bar, jırılmaǵan, óshpegen, betlerinde jazıw hám sızıqlar joq.
Qanaatlandırarlı	Muqaba jelingen, biraz sızılıp, shetleri qayırılǵan, sabaqlıqtıń tiykarǵı bóliminen alınıp qalıw jaǵdayı bar, paydalanıwshı tárepinen qanaatlanarlı qalıpne keltirilgen. Alınıǵan betler qayta islengen, ayırım betleri sızılǵan.
Qanaatlandırarsız	Muqabaǵa sızılǵan, jırılǵan, tiykarǵı bóliminen ajıralǵan yamasa pútinley joq, qanaatlandırarsız islengen. Betleri jırılǵan, betleri tolıq emes, sızıp, boyap taslanǵan, sabaqlıqtı tiklep bolmaydı.

O'quv nashri

Xamrakul SANAKULOV,
Dilrabo XODIYEVA, Aziza SANAKULOVA

TEXNOLOGIYA

**Umumiy o'rta ta'lim maktablarining
3-sinfi uchun darslik**

(Qoraqalpoq tilida)

«Sharq» nashriyot-matbaa
aksiyadorlik kompaniyasi
Bosh tahririyati
Toshkent – 2019

Awdarmashi *Dilarom Tajetdinova*
Redaktor *Dilbar Xalmuratova*
Kórkemlik redaktor *Tolib Qanoatov*
Texnikaliq redaktor *Rasul Nafasov*
Korrektor *Gulayim Abdukarimova*
Betlewshi *Mastura Atxamova*

Baspa licenziyasi AI № 201, 28.08.2011-j.

Basiwga ruxsat etildi 07.06.2019. Formatı 60x90 $\frac{1}{16}$. «Arial» garniturası. Kegli 14 shponli. Ofset baspa. Shártli baspa tabađı 5,0. Baspaxana-esap tabađı 6,24. Adadı 1498 nusxa. Buyırtpa № 446-A.

**«Sharq» baspa-poligrafiya akcionerlik kompaniyasi
baspaxanası, 100000, Tashkent qalası,
«Buyuk Turan» kóshesi, 41.**