

# ENGLISH

GRADE

1

*Uliwma orta bilim beriw mektepleriniń 1-klası ushın  
shınıǵıw dápteri*

*Ózbekstan Respublikası Xalıq bilimlendiriw  
ministrliǵı tárepinen baspaǵa usınılǵan*

*Jańa basılıw*

*'s Activity book*

Tashkent – 2021

UOK 811.111(075.3)

KBK 81.2Ingl

A 54

**Dúziwshiler:**

Bumoxira Sulaymanova, Zumratxon Shukurova,  
Sabohat Maxmudova, Layli Avezova,  
Shoxsanamxon Mirzayeva, Shahnoza Juramurodova

**Joybar koordinatori:**

Javlonbek Meliboyev

**Pikir bildiriwshiler:**

**Saida Akbarova** – *Tashkent qalasındaǵı Xalıqaralıq Vestminster universiteti «Global tálim» kafedrası akademiyalıq ingliz tili páni oqıtıwshısı, filologiya ilimleri kandidatı*

**Xushnamo Burhonxo'jayeva** – *Tashkent qalası Chilonzor rayonındaǵı 195-qániygelestirilgen mámleketlik ulıwma bilim beriw mektebiniń ingliz tili páni oqıtıwshısı*

**SHÁRTLİ BELGILER:**



Look



Homework



Listen



Family time

Ingliz tili [Tekst]: shınıǵıw dápteri / B.Sulaymanova [hám basq.]. – Tashkent: Respublika bilimlendiriw orayı, 2021. – 80 b.

Respublika maqsetli kitap qori qarjıları esabınan basıp shıǵarıldı.

Original maket hám dizayn koncepciyası Respublika bilimlendiriw orayı tárepinen islendi.

ISBN 978-9943-7447-3-8

© Respublika bilimlendiriw orayı, 2021

## HÚRMETLI ATA-ANALAR,

### KELIŃ, INGLIZ TILIN BIRGE ÚYRENEMIZ!

Balajanlarımız – biziŃ keleshegimiz! Hárbir ata-ana óz p e r z e n t i keleshekte gózzal minez-qulıqlı, ilimli hám áwmetli bolıwın qáleydi. Áwmetli insan kim? Ol talantlı insan bolıp tabıladı.

Negizinde talantsız adamnıń ózi joq, biraq talantın óz waqtında qalıplestirmey, onnan ayırılıp qalǵanlar kóp. Biz Ózbekstanımızdıń keleshegin turaqlı itibarda ósken, ózine isengen, shańaraǵın súygen, usı sıyaqlı Watandı tanıǵan perzentlerimizde kóremiz. Bul qálewdi ámelge asırıwda shańaraq hám mekteptiń birge islesiwı júdá áhmiyetli, sebebi balajanlarımız shaxs retinde usı eki mákanda qalıpleseı.

Húrmetli ata-ana, iltimas, perzentlerińizdiń bilim alıwına óz úlesińizdi qosıń. Oǵan bilim berip atırǵan oqıtıwshı menen turaqlı birge islesiwı jolǵa qoyıw tálim sapasın jánede asıradı. Bul sabaqlıq sizge bul boyınsha júdá qolaylı hám ańsat baylanısıw quralın usınıs etedi.

Shınıǵıw dápteriniń aqırında berilgen Family corner (Shańaraq múyeshi) bóliminde úyge tapsırmada siz nelerdi sorawıńız hám perzentlerińizden kútilip atırǵan juwaplar keltirilgen. Iltimas, hárbir sabaqtıń úyge tapsırması sońında berilgen juldızshalardı tómendegi kórsetpe tiykarında boyap barıń:



– Oqıwshı úyge tapsırmanıń ámeliy bólimin orınlay aldı.



– Oqıwshı úyge tapsırmanıń ámeliy bólimin orınlay aldı, biraq awızeki bóliminde qátelikke jol qoydı yamasa kerisinshe.



– Oqıwshı úyge tapsırmanıń ámeliy hám awızeki bólimlerin qátesiz orınlay aldı.

Bul processti turaqlı tárizde ámelge asırıw arqalı siz perzentıńiz bilimindegi boslıqlardı oqıtıwshıǵa jetkerip barasız. Oqıtıwshı boslıqlardı óz waqtında joq etiwge, siz bolsa perzentıńizdiń til úyreniwge qoyıp atırǵan birinshi qádemlerinde qollap-quwatlawǵa erisken bolasız.

Lesson 1

How are you?



3. Listen and circle.

1 2 3 4 5 6



Homework. 1. Draw and colour.

Sezimlerdi táriyiplewshi súwretlerdi salín hám boyañ.



Angry



Hungry



Happy



Sleepy



Sad



Thirsty



Family Time!

Evaluate! Bahalañ!



# What is your name? How old are you?

## Lesson 2



### 4. Listen and tick.



### Homework. 1. Write the missing numbers and say.

**Túsirip qaldirilgan sanlardi jaziriñ hám aytriñ.**

**1 ... 3 4 ... 6 ... 8 9 ...**

**... 2 ... 4 5 ... 7 ... 9 10**



### Family Time!

Evaluate! Bahalañ!



**Lesson 3** **Are you happy?**



**4. Listen and number.**



**Homework. 1. Look and colour.**  
**Qarañ hám boyañ.**

I am 6									
I am 8									
I am 5									
I am 7									



**Family Time!**

**Evaluate! Bahalañ!**



Do you know the greeting cultures?

Lesson 4



3. Look and match.

Philippines	
South Korea	
Germany	
India	
China	



Homework. Create your own way of greeting.  
**Qızıqlı sálemlesiw usılın oylap tabıń hám ketekshege sızıń.**



Family Time!

Evaluate! Bahalań!



## Lesson 5

## Can you be polite?



### 5. Look and match.



### Homework. 1. Practice saying Good morning/ afternoon/evening or Hello.

**Oqiwshı menen sálemlesiw sóz dizbeklerin úyreniń.**



### Family Time!

Evaluate! Bahalań!













Can you say A, B, C?

Lesson 6



3. Listen and tick.

1	<input checked="" type="checkbox"/>					2
3					4	



Homework. 1. Look and draw.

Qarań, "A", "B" hám "C" seslerin berilgen figuralar ishine salıń.

A
B
C

B
C
B
B
C

A
C
A
A
C
A
B



Family Time!

Evaluate! Bahalań!



Lesson 1

Who is in your family?



3. Listen and circle.

1      

2      

3      

4      

5      

6      



Homework. 1. Colour the picture. Look, point and say. Who is in the family?

Súwretlerdi boyañ.  
Shańaraqta kimler  
barlıgın aytañ.



Family Time!

Evaluate! Bahalañ!



Who is this?

Lesson 2



4. Listen and tick.

1

2

3

4

5

6



Homework. 1. Draw your family and practice saying "This is my ...". **Shaʼnaraǵıńızdıń súwretin salıń hám "This is my ..." (Bul meniń ...) sóz dizbegin isletip, olardıń atların aytıń.**



Family Time!

Evaluate! Bahalań!



Lesson 3

Is your family big or small?



4. Listen and number.

Small family

3



Big family



Homework. 1. Count the people in the family.

Then match pictures with numbers.

Hár bir shańaraqtaǵı adamlardı sanań.

Sáykes sandı tabıń.

6      5



7      3



Family Time!

Evaluate! Bahalań!



Do animals have families?



Lesson 4



3. Look and match the same colour for one family.



Homework. 1. Draw your favourite animal family.  
**Ózińiz unatqan haywan shańaraǵınıń súwretin salıń.**



Family Time!

Evaluate! Bahalań!



## Lesson 5

## Can you be helpful?



5. Look and match.



Homework. 1. Help these people. **Adamlarğa izlep atirğan nârselerin tabiwğa jârdem beriñ.**



Family Time!

Evaluate! Bahalañ!



Can you say D, E, F?

Lesson 6



3. Listen and tick.

1



2



3



4



Homework. 1. Look and draw the lines.

Qarań hám seslerdi sáykes súwretler menen jalǵastrıń.

F



D



E



Family Time!

Evaluate! Bahalań!



Review

Homework



1. Look at the pictures and circle the odd one.  
 Súwretlerge qarań hám artıqshasın belgileń.

1				
2				
3				
4				



2. Look at the pictures and circle.  
 Súwretlerge qarań hám sáykes háripti belgileń.

A F <b>B</b>		A D C		A E F	
A D B		C F A		A F D	





Homework

Review

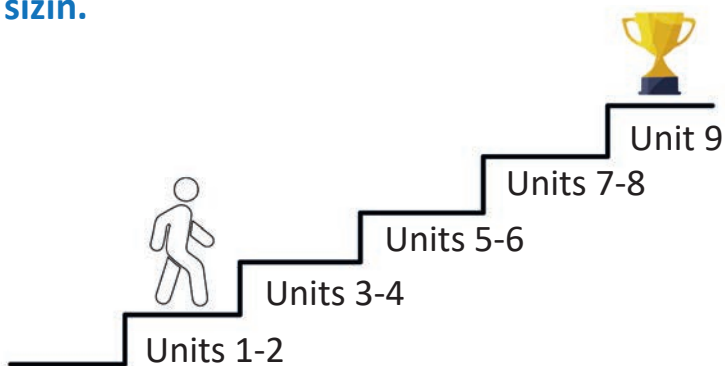


3. Look and match the pictures with the right rebus.  
**Súwretke sáykes rebusti saylań.**



4. Draw yourself.

Where are you on the way to the award?  
**Finishke jetiw yolında qanday dárejede ekenińizdi sızıń.**



Self-evaluation corner. **Ózińizdi bahalań.**

In the units 1 and 2 I am ...



OK



Good



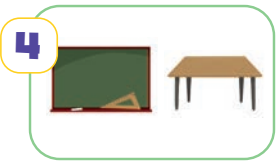
Excellent

## Lesson 1


## What is in your classroom?



3. Listen and circle.



Homework. 1. Help Smarty to find the way to the classroom. **Smarty klasina jetip bariwina jârdem beriń.**



Family Time!

Evaluate! Bahalań!





What is this? Who is this?

Lesson 2





4. Listen and tick.

1 

2 

3 

4 


5 

6 

Homework. 1. Look. What is missing in the classroom? Guess and draw.



**Súwretke qarań. Klassta úyrengeñ mebellerińizden ne jetispey atırǵanın tabıń. Bos ketekke onıń súwretin salıń hám boyañ.**



Family Time!

Evaluate! Bahalań!




Lesson 3

What is in your bag?



4. Listen and tick.



Homework. 1. Open your bag and say what you have. Record and send it to your teacher!

Sumkañizdağı oqiw qurallarñizdi ingliz tilinde aytnı.  
Processti videoğa alıp, oqıtıwshñızğa jiberiñ.



Family Time!

Evaluate! Bahalañ!



Do you know the colours of the world?

Lesson 4



3. Look and match.



Homework. 1. Make your splash art.

**Búgin sabaqta úyrenen reńlerińizge sáykes boyawlar hám bir aq bet aliń. Qaǵazda chyotka járdeminde splash payda etiń.**



Family Time!

Evaluate! Bahalań!



## Lesson 5

## Can you share?



5. Look and match.



Homework. 1. Practice saying I can share my pencil case, book, pen, pencil, rubber, notebook.

I can share my... *birikpesin súwrette berilgen sózler menen ingliz tilinde kórsetiliwin shınıǵın.*



Family Time!

Evaluate! Bahalań!



Can you say G, H, I?

Lesson 6

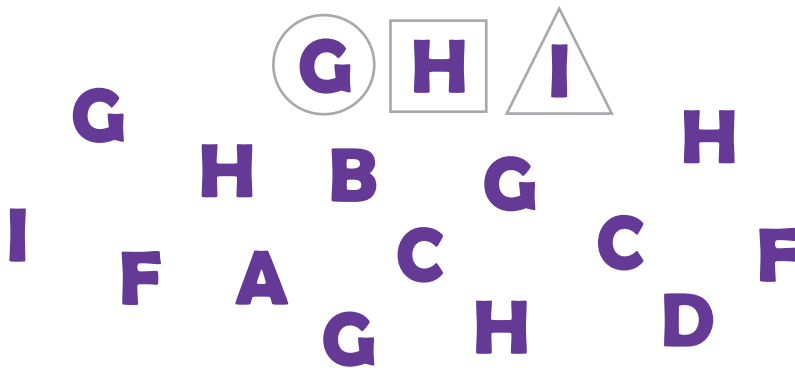


3. Listen and tick.



Homework. 1. Look and draw.

Qarań, "G", "H" hám "I" seslerin berilgen figuralar ishine salıń.



Family Time!

Evaluate! Bahalań!


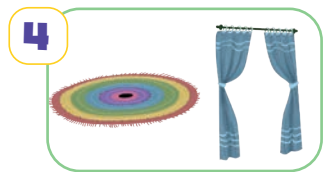


## Lesson 1

## What is in your room?

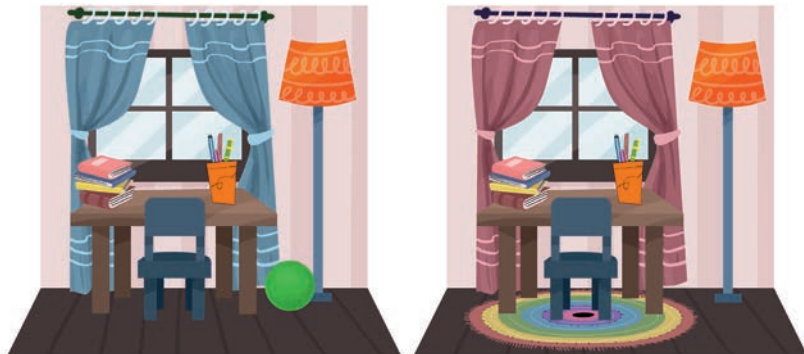


3. Listen and circle.



Homework. 1. Find the 3 differences.

Súwretlerdegi 3 ayirmashılıqtı tabıń.



Family Time!

Evaluate! Bahalań!





What colour is it?

Lesson 2



4. Listen and tick.

<p><b>1</b></p> <p><input checked="" type="checkbox"/> <input type="checkbox"/></p>	<p><b>2</b></p> <p><input type="checkbox"/> <input type="checkbox"/></p>	<p><b>3</b></p> <p><input type="checkbox"/> <input type="checkbox"/></p>
<p><b>4</b></p> <p><input type="checkbox"/> <input type="checkbox"/></p>	<p><b>5</b></p> <p><input type="checkbox"/> <input type="checkbox"/></p>	<p><b>6</b></p> <p><input type="checkbox"/> <input type="checkbox"/></p>



Homework. 1. Colour. Look, point and say.  
What is in this room?

Boyañ. Súwretke qarap bul bólmede qanday mebeller barlıgın ingliz tilinde aytrıñ.



Family Time!

Evaluate! Bahalañ!



Lesson 3

What can you see in your room?



4. Listen and number.



Homework. 1. Think. Which ones can you see in the room? Tick ✓ or cross X.

Berilgen súwretlerge qarap, olardan qaysilari bólmide bolıwı múmkinligin belgileń. Bar ✓ Joq X.



Family Time!

Evaluate! Bahalań!



# Where do they live?

## Lesson 4



### 3. Look and match.



### Homework. 1. Think. What do they eat? Oylañ. Olar ne jeydi?



### Family Time!

Evaluate! Bahalañ!



## Lesson 5


## Can you tidy up your room?



5. Look and match.



Homework. 1. Help Tidy to find the right way to the room. **Tidy bólmesine jol tabiwina járdem beriń.**



Family Time!

Evaluate! Bahalań!







Can you say J, K, L?



Lesson 6





3. Listen and tick.

1  

2  

3  

4  



Homework. 1. Look and draw the lines.

Qarań hám seslerdi sáykes súwretler menen jalǵastrıń.



Family Time!

Evaluate! Bahalań!



Review

Homework



1. Look at the pictures and circle the odd one.  
**Súwretlerge qarań hám artıqshasın belgileń.**

1



2



3



4



2. Look at the pictures and circle.  
**Súwretlerge qarań hám sáykes háripti belgileń.**

G H I



B H D



I A G



J A G



F K B



I J L



Homework

Review




3. Look and match.

Qarañ hám sáykesin saylañ.

What colour is it?

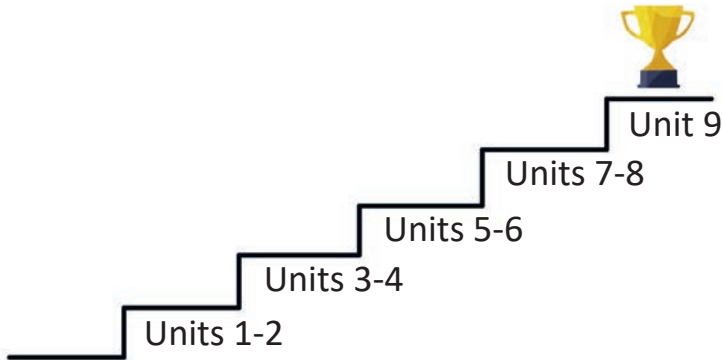
What colour is it?



4. Draw yourself.

Where are you on the way to the award?

Finishke jetiw jolinda qanday dárejede ekeniñzdi siziñ.



Self-evaluation corner. Óziñzdi bahalañ.

In the units 3 and 4 I am ...



OK



Good




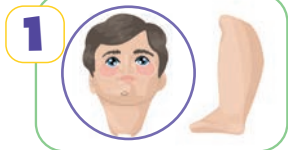
Excellent

Lesson 1

Do you know body parts?




3. Listen and circle.



Homework. 1. Trace and say.

Sizni hám sozlerdi ingliz tilinde aytiñ.



Family Time!

Evaluate! Bahalañ!





## Have you got six legs?

## Lesson 2



4. Listen and tick.

1





2





3





4





5





6






Homework. 1. Draw your monster.

Qiyalińızdağı maqluqtıń súwretin salıń.



Family Time!

Evaluate! Bahalań!




Lesson 3

Can you touch your head?



4. Listen and circle.



Homework. 1. Describe your body parts with numbers. **Dene organlarińizdiń sanın jazıń.**

1		<input type="checkbox"/>	
2		<input type="checkbox"/>	
3		<input type="checkbox"/>	
4		<input type="checkbox"/>	
5		<input type="checkbox"/>	
6		<input type="checkbox"/>	



Family Time!

Evaluate! Bahalań!



What sense is it?

Lesson 4



3. Look, tick or cross.

	✓				
	✗				
	✗				
	✓				
	✓				



Homework. 1. Draw.

Seziw organlarına baylanisli súwretler salıń.




Family Time!

Evaluate! Bahalań!



## Lesson 5

## Can you save water?



5. Look and match.



Save water



Homework.

1. Choose the pictures where water is being wasted.

Suw israp etilip atirgani sawlelengen suwretlerdi saylañ.



Family Time!

Evaluate! Bahalañ!




Can you say M, N, O?

Lesson 6



3. Listen and circle.



Homework. 1. Look and draw the lines.

Qarań, "M", "N" hám "O" seslerin berilgen figuralar ishine salıń.

M N O

I C L M F H

M G O N M O

O N O N M



Family Time!

Evaluate! Bahalań!






Lesson 1


Is it rainy today?



3. Listen and circle.



Homework. 1. Draw and say. **Súwretti dawam ettirín hám hawa-rayiniń qandaylıǵın aytıń.**



Family Time!

Evaluate! Bahalań!



## How is the weather today?

## Lesson 2



4. Listen and circle.



Homework. 1. Draw. How is the weather today?  
**Búgin hawa-rayı qanday? Sızıń hám ingliz tilinde aytń.**



Family Time!

Evaluate! Bahalań!



Lesson 3

What is the season?



4. Listen, tick or cross.



Homework. 1. Draw the seasons, colour and say.  
**Máwsimler súwretin salıń, boyań hám ingliz tilinde aytıń.**

Spring	Summer
Autumn	Winter



Family Time!

Evaluate! Bahalań!











## What can you see in the sky?

## Lesson 4



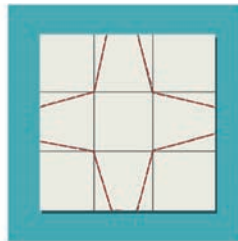

### 3. Look and match.

Day        



### Homework. 1. Make a foldable box and draw what you can see in the sky.

**Búklenetuǵın qutisha soǵıń hám oǵan aspanda kóriwińiz múmkin bolǵan nárselerdi sizıń.**



### Family Time!

Evaluate! Bahalań!



## Lesson 5

## Can you be kind?



### 5. Look and match.



### Homework. 1. Look and match. Which is good and which is bad? **Balalardín is-háreketlerin jaqsı hám jamangá ayırın.**



### Family Time!

Evaluate! Bahalań!




Can you say P, Q, R?

Lesson 6



3. Listen and circle.



Homework. 1. Look and draw the lines.

Qarań hám seslerdi sáykes súwretler menen jalǵastrıń.



Family Time!

Evaluate! Bahalań!



Review

Homework



1. Look at the pictures and circle the odd one.  
 Súwretlerge qarań hám artıqshasın belgileń.

1				
2				
3				
4				



2. Look at the pictures and circle.  
 Súwretke qarań hám sáykes háripti belgileń.

P Q <b>R</b>		M N O		R O Q	
N O P		Q R N		R Q O	



Homework

Review



3. Look and match.

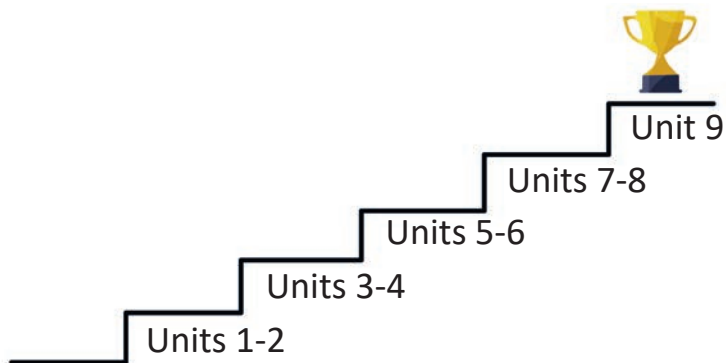
Qarań hám sáykesin saylań.



4. Draw yourself.

Where are you on the way to the award?

Finishke jetiw jolında qanday dárejede ekenińizdi sızıń.



Self-evaluation corner. Ózińizdi bahalań.

In the units 5 and 6 I am ...



OK



Good



Excellent

Lesson 1

Is it a fruit or a vegetable?



3. Listen and circle.

1



2



3



4



5




6



Homework.

1. Draw and colour. **Siziń hám boyañ.**



Family Time!

Evaluate! Bahalań!



Do you like banana?

Lesson 2



4. Listen and draw.

1			2			3		
4			5			6		



Homework. 1. Look and draw.

Qarañ hám sizñ.



I





Family Time!

Evaluate! Bahalañ!





### Lesson 3

### Do you eat rainbow?




#### 4. Listen and colour.



#### Homework. 1. Look and match.

**Qarañ hám sáykeslestiriñ.**



#### Family Time!

Evaluate! Bahalañ!






Do you know vitamins?


Lesson 4



3. Look and match.



Homework. 1. Look, draw and colour.  
Sizni hám boyañ.



Family Time!


Evaluate! Bahalañ!





**Lesson 5** Do you like fruits and vegetables?



5. Look, colour and name.



Homework. 1. Look, draw and say.  
**Siziń hám aytıń.**

	
------------------------------------------------------------------------------------	------------------------------------------------------------------------------------



**Family Time!**

Evaluate! Bahalań!



Can you say S, T, U?

Lesson 6

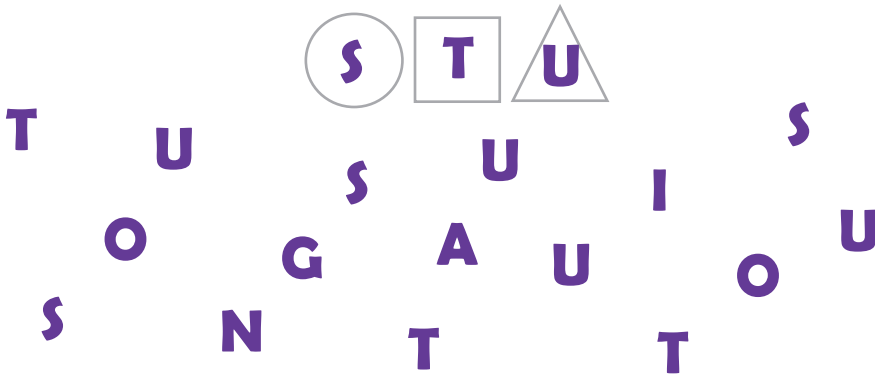


3. Listen and circle.



Homework. 1. Look and draw the lines.

Qarań, "S", "T" hám "U" seslerin berilgen figuralar ishine salıń.



Family Time!

Evaluate! Bahalań!



# Lesson 1

## Do you like apple juice?



3. Listen and circle.

1



2



3



4



5

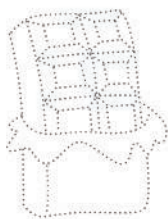


6



Homework.

1. Draw and colour. **Siziń hám boyañ.**



Family Time!

Evaluate! Bahalań!








# Have you got an ice-cream?

## Lesson 2



4. Listen, tick or cross.



Homework. 1. Look and draw.

Qarań hám sizıń.



Family Time!

Evaluate! Bahalań!



**Lesson 3**

**What do you have for breakfast?**



**4. Listen and tick.**

	✓					



**Homework. 1. Look and draw.**

**Qarań hám sizıń.**

1

2

3

4



**Family Time!**

**Evaluate! Bahalań!**



Do you like rice?


Lesson 4



3. Look and put in order.



Homework. 1. Look, draw and colour.  
Qarañ, sizñ hám boyañ.



Family Time!

Evaluate! Bahalañ!



**Lesson 5** **Do you like pizza?**



**5. Look and match.**





healthy



unhealthy



**Homework. 1. Look and draw.**  
**Qarań hám sizıń.**

	
------------------------------------------------------------------------------------	--------------------------------------------------------------------------------------



**Family Time!**

**Evaluate! Bahalań!**





Can you say V, W, X?

Lesson 6



3. Listen and circle.

1			2		
3			4		



Homework. 1. Look and draw the lines.

Súwretke qarań hám seslerdi sáykes súwretler menen jalǵastrıń.

				
W		V		X
				



Family Time!

Evaluate! Bahalań!



















Review

Homework








1. Look at the pictures and circle the odd one.  
**Súwretlerge qarań hám artıqshasın belgileń.**

1				
2				
3				
4				



2. Look at the pictures and circle.  
**Súwretlerge qarań hám sáykes háripti belgileń.**

V R <b>S</b>		U W X		T R S	
V U T		R U S		W V X	



Homework

Review



3. Look and match.

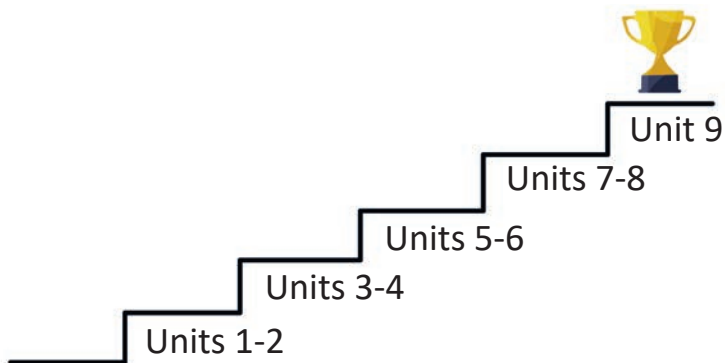
Súwretlerge qarań hám sáykesin saylań.



4. Draw yourself.

Where are you on the way to the award?

Finishke jetiw jolında qanday dárejede ekenińizdi sızıń.



Self-evaluation corner. Ózińizdi bahalań.

In the units 7 and 8 I am ...



OK



Good



Excellent

Lesson 1

Do you like pets?



3. Listen and circle.

1 **3**



**4** **5** **6**



Homework. 1. Combine two pets, make a new one and name it. Draw your animal in the box.

Berilgen dene bólimlerinen paydalanıp, jańa haywan súwretin payda etiń hám oǵan at beriń.

Bos ketekshege sızıń.



Family Time!

Evaluate! Bahalań!



Can you jump?

Lesson 2



4. Listen and circle.

1   2   3   4   5   6  



Homework. 1. Tick the pictures.

Tómendegi haywanlar ne isley aladi?  
Kerakli ketekshelerdi belgileń.

						
	X	✓	✓	X	✓	✓
						
						
						



Family Time!

Evaluate! Bahalań!



Lesson 3

Have you got a pet?



4. Listen and number.



Homework. 1. Tick or cross. Have you got a pet?  
 Úy haywaníńız barma? Awa  Yaq



What pet would you like to have?  
 Draw and colour it.

Qanday úy haywaníńız bolıwın qáleysiz? Sızıń hám boyañ.



Family Time!

Evaluate! Bahalań!



## Is it living or non-living?

## Lesson 4



3. Look and match.



Homework. 1. Sort the living and non-living things.  
**Súwretlerdi janli hám jansızǵa ayırń.**



Family Time!

Evaluate! Bahalań!



## Lesson 5

## Can you be caring?



5. Look and match.



Homework. 1. Look and choose.

Súwretke qarań hám usı úy haywanlarına ne tiyisli ekenin belgileń.



Family Time!

Evaluate! Bahalań!





Can you say Y, Z?

Lesson 6



3. Listen and circle.

1



2



3



4



Homework. 1. Look and draw the lines.

Qarań, "Y", "Z" seslerin berilgen figuralar ishine salıń.



D C F A  
 Z Y Z G Z  
 A Y D Y B



Family Time!

Evaluate! Bahalań!




Review

Homework



1. Look at the pictures and circle the odd one.  
**Súwretlerge qarań hám artıqshasın belgileń.**



2. Look at the pictures and circle.  
**Súwretke qarań hám sáykes háripti belgileń.**




Homework

Review



3. Look and match.

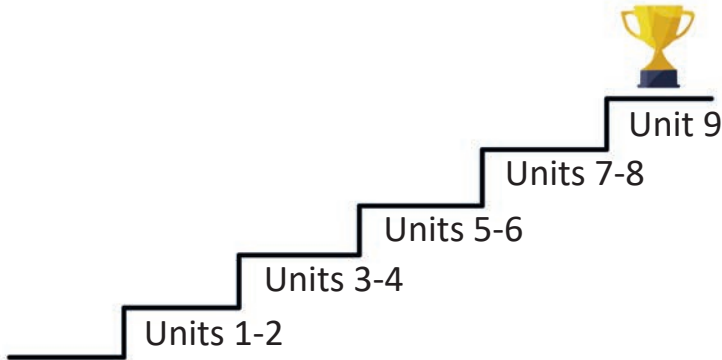
Súwretlerge qarań hám sáykesin saylań.



4. Draw yourself.

Where are you on the way to the award?

Finishke jetiw jolında qanday dárejede ekenińizdi sızıń.



Self-evaluation corner. Ózińizdi bahalań.

In the unit 9 I am ...




OK



Good



Excellent

<p><b>Lesson 1. How are you?</b>  <b>Family Time!</b> Oqiwshiniñ sizǵan júz añlatpaların kórsetip tómendegi sorawdı beriñ:  <i>Soraw: "How are you?"</i>  <i>Beriliwi múmkin bolǵan juwaplar:</i>                  1. I am angry.      4. I am sleepy.                  2. I am hungry.    5. I am sad.                  3. I am happy.     6. I am thirsty.</p>	<p><b>Lesson 2. What is your name? How old are you?</b>  <b>Family Time!</b> Oqiwshiniñ sanlardı duris tártipte jaylastırǵanın tekseriñ. Keyin sanlardı kórsetip, tómendegi sorawdı beriñ.  <i>Soraw: "How old are you?"</i>                  (Siz neshe jastasız?)  <i>Beriliwi múmkin bolǵan juwaplar:</i>                  I am ... .</p>
<p><b>Lesson 3. Are you happy?</b>  <b>Family Time!</b> Oqiwshı tapsırmanı duris orınlaǵanın tekseriñ. Onnan tómendegi sorawlardı sorap, qısqa video alıń hám oqıtwshısına social tarmaq arqalı jiberiñ. Videoni bir mártede jazıp alıwǵa háreket etiñ.  <i>Sorawlar: "What is your name?", "How are you?", How old are you?"</i>  <i>Beriliwi múmkin bolǵan juwaplar:</i>                  "My name is ...."                  "I am happy/sad/hungry/ angry etc."                  "I am six/ seven / eight etc."</p>	<p><b>Lesson 4. Do you know the greeting cultures?</b>  <b>Family Time!</b> Oqiwshiniñ salǵan súwreti haqqında sáwbetlesiñ. Onnan Hindstan, Filippin, Germaniya hám Qubla Koreya mámleketleriniñ sálemlesiw usılın kórsetip beriwin sorañ. Kerek bolsa, sabaqlıqqa murájaat etiwiniñ hám súwretlerge qarawınıñ múmkin.</p>
<p><b>Lesson 5. Can you be polite?</b>  <b>Family Time!</b> Oqiwshıdan 1-tapsırmada berilgen kórinislerdi kórsetip, bul jerde qanday sálemlesiw kerakligi haqqında sorañ.  <i>Soraw: Bul adam menen qalay sálemlesesiz?</i>  <i>Beriliwi múmkin bolǵan juwaplar:</i>                  1. Good morning 2. Good afternoon.                  3. Hello! 4. Good evening. 5. Hello!                  6. Good afternoon. 7. Good evening.                  Oqiwshı menen ádepli bolıw degende neni túsiniw haqqında sáwbetlesiñ.</p>	<p><b>Lesson 6. Can you say A, B, C?</b>  <b>Family Time!</b>                  Oqiwshiniñ seslerdi duris figuraǵa alǵanın tekseriñ hám olar qalay aytlıwın sorañ.</p> <p style="text-align: center;">  </p>

<p><b>Lesson 1. Who is in your family?</b>  <b>Family Time!</b> Oqiwshidan tapsirmada boyağan súwretlerin kórsetip olardıń kimligin ingliz tilinde aytıp beriwin sorań.  <i>Beriliwi múmkin bolğan juwaplar:</i>                  grandpa, mother, grandma, father, sister, brother.</p>	<p><b>Lesson 2. Who is this?</b>  <b>Family Time!</b>                  Oqiwshı salğan shańaraq súwretine qarap tómenдеги sorawdı beriń.  <i>Soraw:</i> Who is this? (Bul kim?)  <i>Beriliwi múmkin bolğan juwaplar:</i>                  This is my ... (mother, father, sister, brother, grandma, grandpa.)</p>
<p><b>Lesson 3. Is your family big or small?</b>  <b>Family Time!</b>                  Oqiwshı úyge tapsırmanı orınlap bolğannan soń, “Is your family big or small?” (Siziń shańarağıńız úlkenbe yaki kishime?) dep soraw beriń. Shańaraq aǵzaların sanap beriwin sorań. (Sanlardı ingliz tilinde aytıwı kerek).  <i>Beriliwi múmkin bolğan juwaplar:</i>                  My family is big /small.</p>	<p><b>Lesson 4. Do animals have families?</b>  <b>Family Time!</b>                  Oqiwshı menen salğan súwreti haqqında sáwbetlesıń. Onnan haywanlar shańaraqta bir-birinen qalay parıq qılıwın sorań. “<i>Dad, mom hám baby</i> haywanlardıń qanday parqı bar?” dep soraw beriń.  <i>Beriliwi múmkin bolğan juwaplar:</i>                  Haywanlardıń úlken-kishiligi, kórinisiniń hár qıylılıǵı.</p>
<p><b>Lesson 5. Can you be helpful?</b>  <b>Family Time!</b>                  Oqiwshıdan ol qalay shańaraq aǵzalarına járdem beriwi múmkinligin sorań. Soraw úlgisi tómenде berilgen. Járdem beriw degende neni túsiniwi haqqında ol menen sáwbetlesıń.  <i>Beriliwi múmkin bolğan soraw:</i>                  “Siz qalay ... (ingliz tilindegi sózler menen: <i>grandma, grandpa, mother, father, sister, brother</i>)ge járdem bere alasız/ járdem berip atırsız?”</p>	<p><b>Lesson 6. Can you say D, E, F?</b>  <b>Family Time!</b>                  Oqiwshıdan tapsırmadaǵı sesler qalay aytılıwın sorań.  <i>Beriliwi múmkin bolğan juwaplar:</i>                  D – desk (parta), doll (quwırshaq), dog (iyt).                  E – egg (máyek), elephant (pil), eight (segiz).                  F – fox (túlki), five (bes), fan (ventilyator).</p>

<p><b>Lesson 1. What is in your classroom?</b>  <b>Family Time!</b>                      Oqiwshı labirinttegi klasqa tuwrı joldı tawıp, onnan klass mebellerin ingliz tilinde aytıp beriwın sorań.  <i>Soraw:</i> What is this? (Bul ne?)  <i>Beriliwi múmkin bolǵan juwaplar:</i>                      This is a door (Bul esik).                      ...window, desk, chair, bookshelf, board.                      (...tereze, parta, stul, kitap shkafi, taxa).</p>	<p><b>Lesson 2. What is this? Who is this?</b>  <b>Family Time!</b>                      Oqiwshı klass mebellerinen qaysıları súwrette joqlıǵın tawıp, berilgen bos jerge sızıp, boyap, nege usı súwretti salǵanın, ol ne ekenin hám ingliz tilinde qalay sáwlelenetuǵının sorań.  <i>Soraw:</i> What is this? (Bul ne?)  <i>Beriliwi múmkin bolǵan juwaplar:</i>                      This is a window (Bul tereze)                      ... door (esik), bookshelf (kitap shkafi).</p>
<p><b>Lesson 3. What is in your bag?</b>  <b>Family Time!</b>                      Oqiwshıdan oqıw quralların ingliz tilinde aytıp beriwın sorań. Procesti videoǵa alıp, oqıtıwshısına jiberiń. Súwretten paydalanıp shańaraq aǵzaları haqqında da sorawıńız múmkin.  <i>Soraw:</i> What is this? (Bul ne?)  <i>Beriliwi múmkin bolǵan juwaplar:</i>                      This is my bag (Bul-meniń sumkam).                      In my bag I have got a /                      This is a book ... pen, pencil, rubber, notebook.</p>	<p><b>Lesson 4. Do you know the colours of the world?</b>  <b>Family Time!</b>                      Oqiwshıǵa tapsırmanı orınlawda járdemesiń. Onnan usı reńlerdi ingliz tilinde aytıp beriwın sorań.  <i>Soraw:</i> What colour is it?                      (Bul qanday reń?)  <i>Beriliwi múmkin bolǵan juwaplar:</i>                      It is red... (Bul qızıl),                      yellow (sarı), green (jasıl),                      blue (kók).</p>
<p><b>Lesson 5. Can you share?</b>  <b>Family Time!</b>                      Oqiwshıdan úyrengen oqıw quralların "I can share" birikpesi arqalı ingliz tilinde aytıp beriwın sorań  <i>Soraw:</i> What can you share?                      (Neni bólise alasız?)  <i>Beriliwi múmkin bolǵan juwaplar:</i>                      I can share my pencil case, book, pen, pencil, rubber, notebook (qálem salǵısh, kitap, ruchka, qálem, óshirgish, dápter).</p>	<p><b>Lesson 6. Can you say G, H, I?</b>  <b>Family Time!</b>                      Oqiwshınıń seslerdi duris figuraǵa salǵanın tekseriń hám olar qalay aytılıwın sorań.</p> <p style="text-align: center;">  </p>

<p><b>Lesson 1. What is in your room?</b>  <b>Family Time!</b>                  Oqiwshidan súwretlerdegi 3 ayirmashılıqtı tawıp bolıp, bólmedegi mebellerdıń atların ingliz tilinde aytıp beriwin sorań. (Súwrette úsh ayirmashılıq bar: perdeler, gilem, top – curtains, carpet, ball)  <i>Beriliwi múmkin bolǵan juwaplar:</i>                  Curtains, carpet, window, books, desk, chair, pencil and pen;                  (Perdeler, gilem, tereze, kitaplar, stol, stul, qálem hám ruchka).</p>	<p><b>Lesson 2. What colour is it?</b>  <b>Family Time!</b>                  Súwretke qarap oqıwshıǵa tómedegi sorawları beriń. Bólmedegi mebellerdıń ingliz tilinde qalay aytlıwın sorań.  <i>Sorawlar:</i> What is it? (Bul ne?)                  What colour is it? ( ol qanday reń?)  <i>Beriliwi múmkin bolǵan juwaplar:</i>                  Mebeller: bed, wardrobe, pillow, carpet, curtains, window, chair.                  Reńler: green, red, yellow, blue, pink;</p>
<p><b>Lesson 3. What can you see in your room?</b>  <b>Family Time!</b>                  Oqıwshidan tapsırmada sáwlelengen buyımlardan bólmede házir qaysıları bar ekenligin sorań. Ol buyımlardıń atın ingliz tilinde aytıp beriwi kerek.  <i>Beriliwi múmkin bolǵan juwaplar:</i>                  toys, carpet, window, chair, door, book (oyınshıqlar, gilem, tereze, stul, esik, kitap).</p>	<p><b>Lesson 4. Where do they live?</b>  <b>Family Time!</b>                  Oqıwshıǵa tapsırmada sáwlelengen janzatlardıń azıqlıq zatların bir-birine durıs iykemlestiriwge járdem beriń. Qaysı janzatlar birdey azıqlıq zatları jeydi? Oqıwshı menen talqılań.</p>
<p><b>Lesson 5. Can you tidy up your room?</b>  <b>Family Time!</b>                  Oqıwshıńızdan bólmedegi mebellerdı hámde <i>Story time</i> bóliminde úyrengen jańa birikpeni de ingliz tilinde aytıp beriwin sorań  <i>Beriliwi múmkin bolǵan juwaplar:</i>                  Bed, toys, wardrobe, pillow, carpet, curtains;                  “Tidy up your room”                  (Bólmeńizdi tártipte saqlań).</p>	<p><b>Lesson 6. Can you say J, K, L?</b>  <b>Family Time!</b>                  Oqıwshidan tapsırmadaǵı sesler qalay aytlıwın sorań                  Beriliwi múmkin bolǵan juwaplar:                  J – juice (sherbet),                  jet ( reaktiv samolyot);                  K- kite (pátpelek), keys (giltler), kangaroo (kenguru);                  L- lock (qulp), Light (lampa);</p>

**Lesson 1. Do you know body parts?**

**Family Time!**

Oqıwshı menen oyın oynań. Dene aǵzaların ingliz tilinde aytıp, reńli stikerler jabıstırıń hám onı súwretke alıp, social tarmaq arqalı oqıtıwshısına jiberiń.

*Beriliwi múmkin bolǵan juwaplar:*

ear (qulaq), mouth (awız), nose (murın), head (bas), leg (ayaq), hand (qol).

**Lesson 2. Have you got six legs?**

**Family Time!**

Oqıwshıdan ol salǵan maqluq haqqında sorań.

*Beriliwi múmkin bolǵan sorawlar:*

How many hands has a monster?  
(Maqluqtıń neshe qolı bar?)

You (Siz): How many legs has a monster?  
(Maqluqtıń neshe ayaǵı bar?)

Oqıwshı: ... .

**Lesson 3. Can you touch your head?**

**Family Time!**

Oqıwshı menen oynań. Oǵan basın, ayaǵın uslawı keraklıǵı haqqındaǵı buyırıqlardı ingliz tilinde beriń hám orınlawın baqlań.

*Beriliwi múmkin bolǵan buyırıqlar:*

Touch your head (basińdı usla).

Touch your leg (ayaǵıńdı usla).

Touch your shoulders (jelkeńdi usla).

Touch you knee (dizeńdi usla).

Touch your hair (shashińdı usla).

**Lesson 4. What sense is it?**

**Family Time!**

Oqıwshı salǵan súwretlerge qarap onnan tómendegi sorawlardı sorań.

*Beriliwi múmkin bolǵan sorawlar:*

What can we see? (Neni kóre alamız?)

What can we hear? (Neni esite alamız?)

What can we smell?

(Neni iyiskeley alamız?)

What can we touch?

(Neni uslay alamız?)

What can we taste?

(Neniń dámin kóre alamız?)

**Lesson 5. Can you save water?**

**Family Time!**

Oqıwshınıń 1-tapsırmadaǵı saylaǵanları haqqında sáwbetlesiń. Suwdı asıraw áhmiyetliligi haqqında túsinik beriń. *Story time* bóliminde úyrenilgen jańa birikpeni ingliz tilinde aytıp beriwin sorań.

*Beriliwi múmkin bolǵan juwap:*

Save water (Suwdı tejeń)

**Lesson 6. Can you say M, N, O?**




**Family Time!**

Oqıwshınıń seslerdi duris figuraǵa salǵanın tekseriń hám olar qalay aytılwın sorań.







<p><b>Lesson 1. Is it rainy today?</b>  <b>Family Time!</b>                      Oqıwshıdan tapsırmadağı sózlerdi ingliz tilinde aytıwın sorań.  <i>Beriliwi múmkin bolǵan juwaplar:</i>                      rainy (jawınlı);                      sunny (quyashlı);                      cold (suwıq);                      cool (salqın);                      hot (ıssı);                      warm (jıllı).</p>	<p><b>Lesson 2. How is the weather today?</b>  <b>Family Time!</b>                      Oqıwshıdan ol qanday hawa-rayın unatıwın sorań. Ol da sizden qanday hawa-rayın unatıwıńızdı ingliz tilinde sorasın.  <i>Beriliwi múmkin bolǵan dialog:</i>                      What weather do you like?                      (Siz qanday hawa-rayın unatasız?)                      I like ... . (Men ... unataman).                      sunny (quyashlı); hot (ıssı);                      warm (jıllı); cold (suwıq);                      cool (salqın); rainy (jawınlı).</p>
<p><b>Lesson 3. What is the season?</b>  <b>Family Time!</b>                      Oqıwshıdan ol qaysı máwsimdi unatıwın sorań. Ol da sizden qaysı máwsimdi unatıwıńızdı ingliz tilinde sorasın.  <i>Beriliwi múmkin bolǵan dialog:</i>                      What season do you like?                      (Qaysı máwsimdi unatasız? )                      I like ... . (Men ... unataman.)                      autumn (gúz);                      winter (qıs);                      spring (báhár);                      summer (jaz);</p>	<p><b>Lesson 4. What can you see in the sky?</b>  <b>Family Time!</b>                      Oqıwshı soqqan qıtshanı ashıp, onnan aspanda neni kóriw múmkinligin sorań. Ol ingliz tilinde juwap bersin.  <i>Beriliwi múmkin bolǵan juwaplar:</i>                      sun (quyash);                      cloud (bult);                      moon (ay);                      star (juldız);                      rainbow (ayqulaq);                      bird (qus);</p>
<p><b>Lesson 5. Can you be kind?</b>  <b>Family Time!</b>                      Oqıwshınıń tapsırmadağı tańlawları haqqında sáwbetlesıń. Onnan tómendegi sorawları sorań  <i>Beriliwi múmkin bolǵan sorawlar:</i>                      Ne ushın bul jaqsı?                      Ne ushın bul jaman?</p>	<p><b>Lesson 6. Can you say P, Q, R?</b>  <b>Family Time!</b>                      Oqıwshıdan tapsırmadağı sesler qalay aytlıwın sorań.  <i>Beriliwi múmkin bolǵan juwaplar:</i>                      P - paper (qaǵaz), pen (ruchka), pencil (qálem);                      Q - queen (xanzada), question (soraw);                      R - red (qızıl), ring (júzik), rabbit (qoyan);</p>

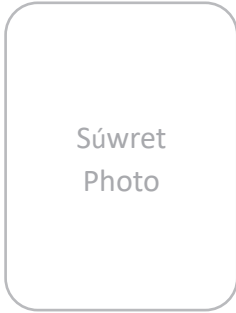
<p><b>Lesson 1. Is it a fruit or a vegetable?</b> <b>Family Time!</b></p> <p>Oqiwshı boyağan súwretlerdi kórsetiń hám onnan sorań. <i>Soraw:</i> What is it? (Bul ne?) <i>Beriliwi múmkin bolğan juwaplar:</i> It is a tomato. It is ... (apple, banana, cherry, carrot, cucumber).</p>	<p><b>Lesson 2. Do you like banana?</b> <b>Family Time!</b></p> <p>Oqiwshıǵa súwretlerdi izbe-izlikte kórsetiń, “I like ...”, “I don’t like” (Men ... unataman/unatpayman) sóz dizbekleriniń isletiwine itibar beriń. <i>Beriliwi múmkin bolğan juwaplar:</i> I don’t like apple. I like tomato. I like carrot. I don’t like cucumber.</p>
<p><b>Lesson 3. Do you eat rainbow?</b> <b>Family Time!</b></p> <p>Súwretlerdi kórsetiń hám oqiwshıdan ol qaysı miywe yamasa palız ónimi ekenin ingliz tilinde aytıwın sorań <i>Beriliwi múmkin bolğan juwaplar:</i> 1. It is an apple. 2. It is a pear. 3. They are grapes. It is a ... (carrot, cucumber, potato).</p>	<p><b>Lesson 4. Do you know vitamins?</b> <b>Family Time!</b> Oqiwshıǵa súwretlerdi kórsetiń. Olardan qaysıları qanday vitaminge bay ekenligin sorań. <i>Beriliwi múmkin bolğan juwaplar:</i> 1. It is a carrot, Vitamin A. 2. It is a strawberry, Vitamin C. 3. It is the sun, Vitamin D. 4. It is a banana, Vitamin B. 5. It is an almond, Vitamin E.</p>
<p><b>Lesson 5. Do you like fruits and vegetables?</b> <b>Family Time!</b></p> <p>Oqiwshı salǵan súwretleri haqqında ol menen sáwbetlesiń. Miywe hám palız ónimleri qanshelli paydali ekenin ańlaǵanın tekseriń. <i>Story time</i> bóliminde úyrenilgen jańa birikpeni ingliz tilinde aytıp beriwin sorań. <i>Beriliwi múmkin bolğan juwap:</i> Be strong (Kúshli boliń).</p>	<p><b>Lesson 6. Can you say S, T, U?</b> <b>Family Time!</b></p> <p>Oqiwshınıń seslerdi duris figuraǵa salǵanlıǵın tekseriń hám olar qalay aytılıwın sorań.</p> <p> - S     - T     - U</p>

<p><b>Lesson 1. Do you like apple juice?</b>  <b>Family Time!</b>                      Oqıwshı menen boyalgan súwretler haqqında sawbetlesin.  <i>Beriliwi mumkin bolgan sorawlar:</i>                      1. Do you like chocolate?                      2. Do you like juice?                      3. Do you like ice-cream?                      4. Do you like ... ? (egg, cheese, sandwich)                      Sorawlarına tomendegishe juwap berin:                      Yes, I like. – Awa, unataman.                      No, I don't like. – Yaq, unatpayman.</p>	<p><b>Lesson 2. Have you got an ice-cream?</b>  <b>Family Time!</b>                      Oqıwshıga súwretlerdi izbe-izlikte korsetin. "I have got ..."                      (Mende ... bar) soz dizbegin isletiwine itibar berin  <i>Beriliwi mumkin bolgan juwaplar:</i>                      I have got sandwich.                      I have got chocolate.                      I have got ice-cream.                      I have got juice.</p>
<p><b>Lesson 3. What do you have for breakfast?</b>  <b>Family Time!</b>                      Oqıwshı menen korsetilgen azıq-awqatlar haqqında sawbetlesin.  <i>Beriliwi mumkin bolgan sorawlar:</i>                      1. Do you like milk? 2. Do you like butter?                      3. Do you like bread? 4. Do you like juice?                      Sorawlarğa tomendegishe juwap beriwın qadagalan.                      Yes, I like. No, I don't like.</p>	<p><b>Lesson 4. Do you like rice?</b>  <b>Family Time!</b>                      Gurishli awqatlar haqqında shanaraginızda kishi izertlew otkeriwde oqıwshıga jardemlesin ham sorawlarına juwap berin.  <i>Beriliwi mumkin bolgan sorawlar:</i>                      Do you like ... ? (pilaf, rice soup).                      Sorawlarına tomendegishe juwap berin.                      Yes, I like. – Awa, unataman.                      No, I don't like. – Yaq, unatpayman.</p>
<p><b>Lesson 5. Do you like pizza?</b>  <b>Family Time!</b>                      Oqıwshınıń salgan súwretin birgelikte talqılan. Ol paydali ham ziyanlı awqatlardı ayıra alıwın tekserin.                      Durıs awqatlanıw qanshelli ahmiyetli ekenin tusindirin. <i>Story time</i> bóliminde úyrengeń jańa birikpeni ingliz tilinde aytıp beriwın sorań.  <i>Beriliwi mumkin bolgan juwap:</i>                      Stay healthy (Salamat bolin).</p>	<p><b>Lesson 6. Can you say V, W, X?</b>  <b>Family Time!</b>                      Oqıwshıdan tapsırmadağı sesler qalay aytılıwın sorań.  <i>Beriliwi mumkin bolgan juwaplar:</i>                      V – veggies (palız onimleri),                      van (júk mashinası), vest (pidjak);                      W – window (tereze), water (suw);                      X – fox (tulki), box (qutı),                      T-rex (Tirannozavr).</p>

<p><b>Lesson 1. Do you like pets?</b> <b>Family Time!</b> Oqiwshidan salǵan súwreti haqqında sorań. <i>Beriliwi múmkin bolǵan dialog:</i> – What is this? (Bul ne?) – He is ... . (Ol ... .) – What colour is he? (Ol qanday reńde?) – He is red, pink, blue. (Ol qızıl, aqshıl qızǵilt, kúlreń).</p>	<p><b>Lesson 2. Can you jump?</b> <b>Family time!</b> Oqiwshidan haywanlardı “Bul ne?” (Who is this?) “Ol ne isley aladı?” (What can he do?) dep sorań <i>Beriliwi múmkin bolǵan dialog:</i> – Who is this? (Bul ne?) – She is a cat. (Bul pıshıq.) – What can she do? (Ol ne isley aladı?) – She can climb. (Ol órmelep shıǵa aladı.) – She can run. (Ol juwıra aladı.) – She can swim. (Ol júze aladı.) – She can jump. (Ol sekire aladı.)</p>
<p><b>Lesson 3. Have you got a pet?</b> <b>Family Time!</b> Oqiwshidan salǵan úy haywanı hám ol ne isley alıwı haqqında sorań. <i>Beriliwi múmkin bolǵan dialog:</i> – What is this? (Bul ne?) – He is dog. (Bul iyt.) – What he can do? (Ol ne isley aladı?) – He can run. (Ol juwıra aladı.) – He can swim. (Ol júze aladı.)</p>	<p><b>Lesson 4. Is it living or non-living?</b> <b>Family time!</b> Oqiwshidan “Ol ne?” (What is it?), “Ol janlıma yamasa jansızba?” (Is it living or nonliving?) dep sorań. <i>Beriliwi múmkin bolǵan dialog:</i> – What is it? (Bul ne?) – It is a flower. (Bul gúl.) – Is it living or non-living? (Ol janlıma yamasa jansızba?) – It is living. (Ol janlı.)</p>
<p><b>Lesson 5. Can you be caring?</b> <b>Family Time!</b> Oqiwshıǵa úy haywanlarına ǵamxorlıq etiw ne ushın zárúrligin túsindirıń <i>Story time</i> bóliminde úyrengen jańa birikpeni ingliz tilinde aytıp beriwin sorań. <i>Beriliwi múmkin bolǵan juwap:</i> “Be caring” (ǵamxor bolıń).</p>	<p><b>Lesson 6. Can you say Y, Z?</b> <b>Family Time!</b> Oqiwshınıń seslerdi duris figuraǵa salǵanlıǵın tekserıń hám olar qalay aytılwın sorań.</p> <p style="text-align: center;">  - Y   - Z         </p>

# English Grade 1 pitkeriwshileri

## English Grade 1 graduates



Name: \_\_\_\_\_

and



Yummy



Tummy



Sharpy



Jolly



Lazy



Friendly



Smarty



Tidy



Shiny

**Dear student, you have just  
completed English Grade 1.**

**Well done!**

**Now get your certificate.**

**Áziyz oqıwshı, siz 1-klass  
“Ingliz tili” sabaqlıgın  
juwmaqladıńız.**

**Bárekella! Bul sertifikat siz ushın.**



# Certificate of Achievement

given to

---

for outstanding achievement in

---



## O'quv nashri

Sulaymanova Bumoxira, Shukurova Zumratxon,  
Maxmudova Sabohat, Avezova Layli,  
Mirzayeva Shoxsanamxon, Juramurodova Shahnoza

# INGLIZ TILI

*Umumiy o'rta ta'lim maktablarining  
1-sinfi uchun mashq daftari  
(Qoraqalpoq tilida)*

## Xudojnikler

Dilzodaxon Xamidjonova, Umid Sulaymonov  
**Awdarmashi** Islambek Serjanov  
**Redaktori** Gulandom Bakiyeva  
**Korrektori** Yulduz Nazarova  
**Qaraqalpaqsha tekst redaktori**  
Suluxan Aitmuratova  
**Kórkem redaktori** Sarvar Farmonov  
**Texnikaliq redaktori** Akmal Sulaymonov  
**Dizayner hám betlegen**  
Sanjarbek Doniyorov

Basiwǵa 21.08.2021-jili ruqsat etildi.  
Formatı 70x90 1/16. Arial garniturası. Kegli 16 shponlı.  
Ofset baspa. Shártli baspa tabaǵı 5,85.  
Esap baspa tabaǵı 4,21.  
Nusqası      Buyırtpa № \_\_\_\_.