

TASVIRIY SAN'AT 3

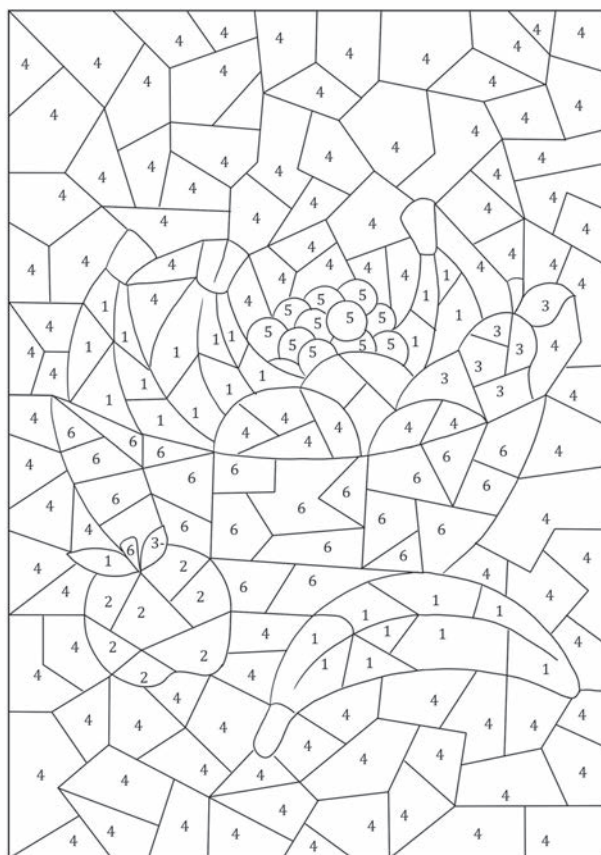
mashq daftari

O'zbekiston Respublikasi Xalq ta'limi vazirligi nashrga tavsiya etgan

Yangi nashr

Toshkent – 2022

Raqamlarda ifodalangan ranglar bilan bo'yang.




Berilgan rasmlar qaysi janrlarga mansubligini yozing.

--	--	--	--	--	--	--	--	--	--


--	--	--	--	--	--	--	--

Grafikada natyurmort va manzara janrlari. Format



Ixtiyoriy formatda manzara yoki natyurmort janrida rasm chizing.




Yo'lsimon naqshni tugallang va bo'yang.



Yo'lsimon naqshni tugallang va rangli qalamlar bilan bo'yang.

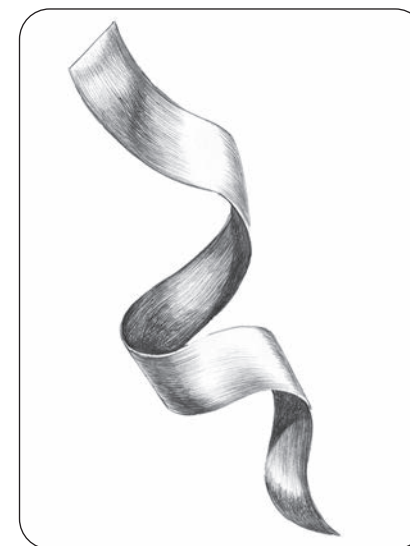
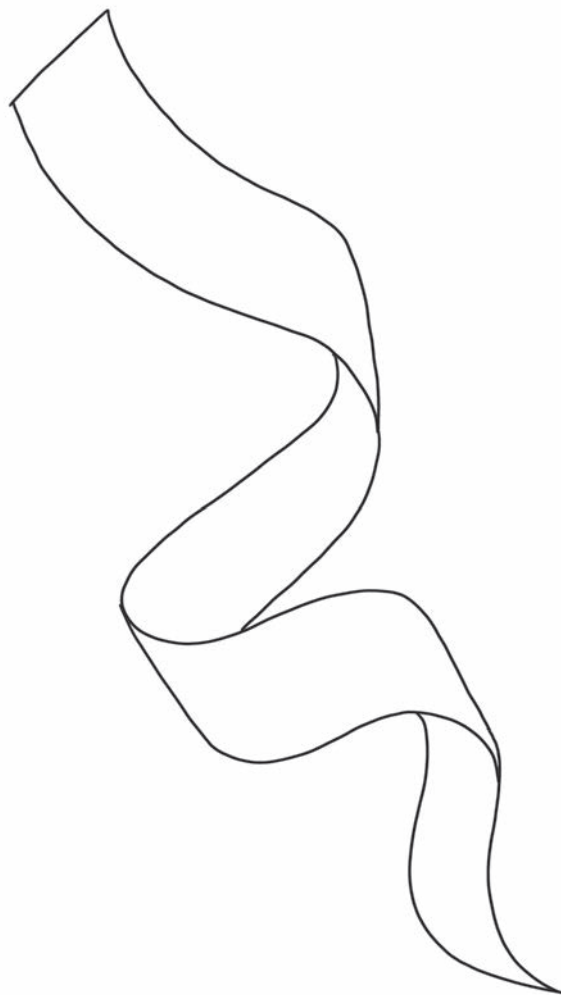


Olma tasviri misolida nur-soya turlarini
chiziqlar orqali ko'rsating.




Olma shaklini nur-soya qoidasi
asosida bo'yang.

Nur-soya. Hilpiragan tasma tasvirini chizish



Hilpiragan tasma tasvirini grafik usulda yakunlang.



Rangli qalamlar bilan nok va olma mevalaridan tuzilgan natyurmortni bo'yang.


2–3 xil mevadan tuzilgan natyurmort chizish



Anor va xurmo natyurmortini tugallang va rangli qalamlar bilan bo'yang.


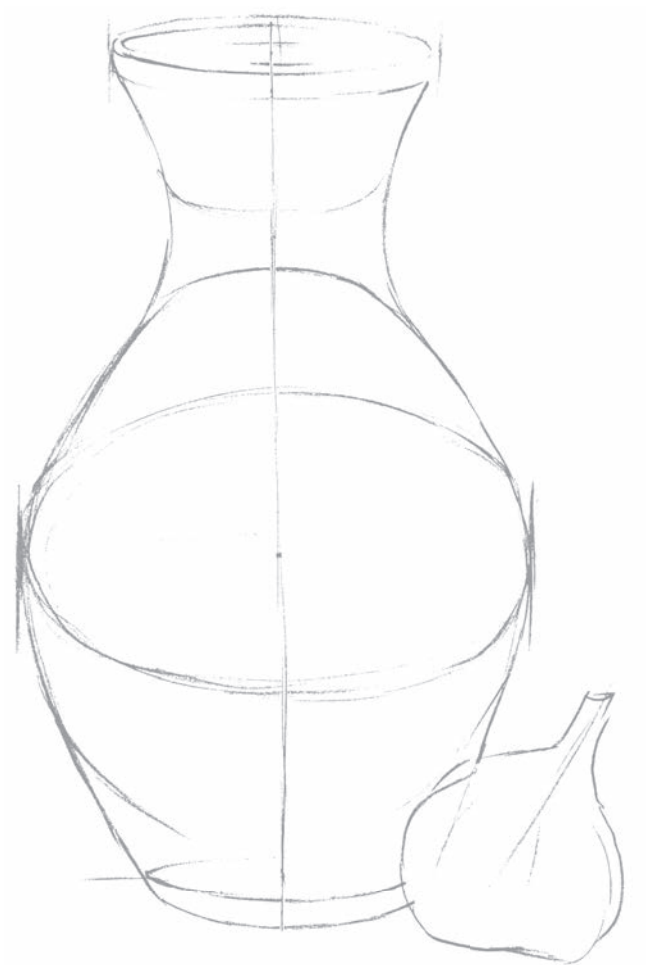


Sarimsoqpiyoz rasmi asosida 2 yoki 3 ta gapdan iborat matn tuzing va yozing.



Ko'zani naqshlar bilan bezang va bo'yang.


“Ko‘za va sarimsoqpiyoz” mavzusida natyurmort chizish



“Ko‘za va sarimsoqpiyoz” natyurmortini grafik usulda yakunlang.



Non haqida 1–2 ta maqol yozing.




Berilgan rasmni bo'yang.

“Tandirnon” mavzusida natyurmort ishlash



“Tandirnon” natyurmortini grafik usulda yakunlang.




Rasmni qora fonda va rangli qalamlar bilan yakunlang.

Qora fonda oq rang bilan natyurmort chizish

Natyurmortni grafik usulda yakunlang.



Namuna asosida ertak qahramoni
Chippolini rangli qalamlar bilan bo'yang.



Piyoz rasmini rangli qalamlar bilan bo'yang.

1-NAZORAT ISHI. “PIYOZ” TASVIRINI CHIZISH




Yorug'-soya qonuniyati asosida “Piyoz” tasvirini chizing.



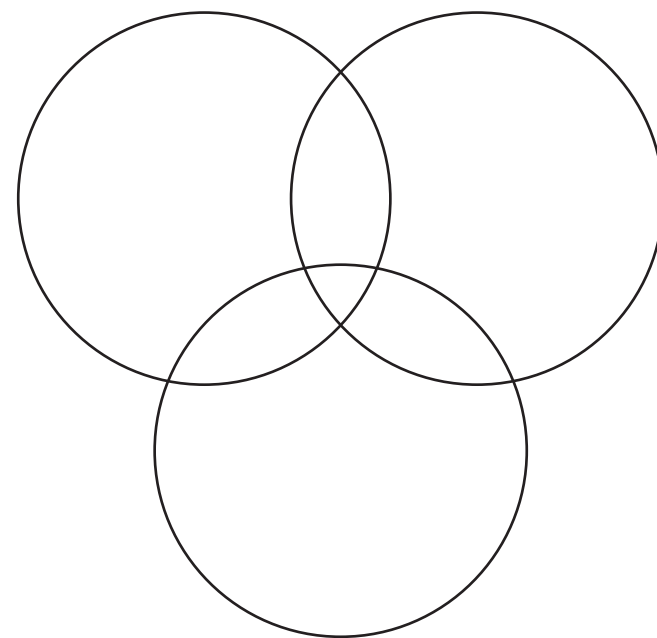
Manzara tasvirini grafik usulda yakunlang.

Rangli fonda qora rang bilan manzara chizish





Rasmni bo'yang.




Doirachalarni asosiy ranglarga bo'yang
va ularning qorishmasidan hosil bo'lgan
ranglarning nomini yozing.

KAMALAK. ASOSIY VA HOSILA RANGLAR. RANGLAR QORISHMASI



Mavzu asosida rasm islang.




Rasmni raqamlar ketma-ketligi bo'yicha yakunlang va axromatik ranglarda bo'yang.

AXROMATIK RANGLAR. “QUYONCHA” RASMINI ISHLASH



“Quyuncha” tasvirini chizing va axromatik ranglarda bo‘yang.

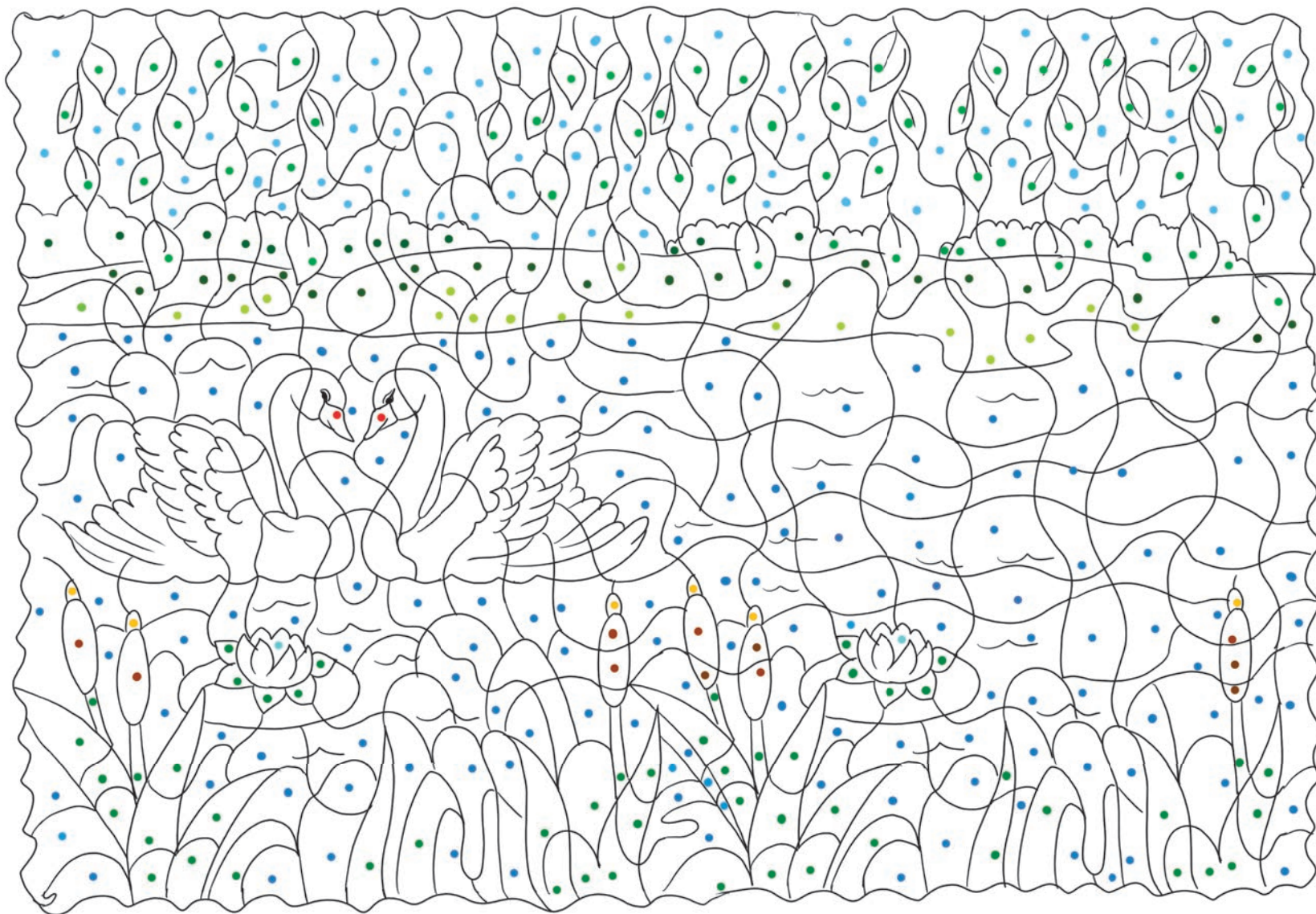


Akvariumdagi baliqlarni xromatik ranglar yordamida bo'yang.

XROMATIK RANGLAR. “BALIQCHA” RASMINI ISHLASH




Xromatik ranglar yordamida “Baliqcha” tasvirini ishlang.



Nuqtalarda ifodalangan ranglar asosida rasmni bo'yang.

SOVUQ RANGLAR. “OQQUSH” RASMINI ISHLASH



“Oqqush” tasvirini sovuq ranglarning barcha tuslaridan foydalanib ishleng.



Tabiat qo'ynidagi yo'lbars bolasi tasvirini yakunlang va bo'yang.

ILIQ RANGLAR. “YO‘LBARS BOLASI” RASMINI ISHLASH



“Yo‘lbars bolasi” tasvirini chizing va iliq ranglarda bo‘yang.




Nuqtalarda ifodalangan ranglar asosida rasmni bo'yang.

“MUSICHA” RASMINI ISHLASH




“Musicha” rasmini rangtasvirda ishleng.



Композициyani akvarel yoki guash bo'yoqlari bilan bo'yang.

DEKORATIV QUSH. “TOVUS” RASMINI ISHLASH



“Tovus” rasmini chizing va hosila ranglar bilan bo‘yang.

Tayanch soʻzlardan foydalanib, tabiat koʻrinishini chizing. Rasmni boʻyang.

Tayanch soʻzlar: *quyosh, bulut, qush, togʻ, daraxtlar, hasharot, hayvonlar, gullar, toshlar, daryo.*

3-NAZORAT ISHI. “TABIAT DUNYOSI” MAVZUSIDA RASM ISHLASH



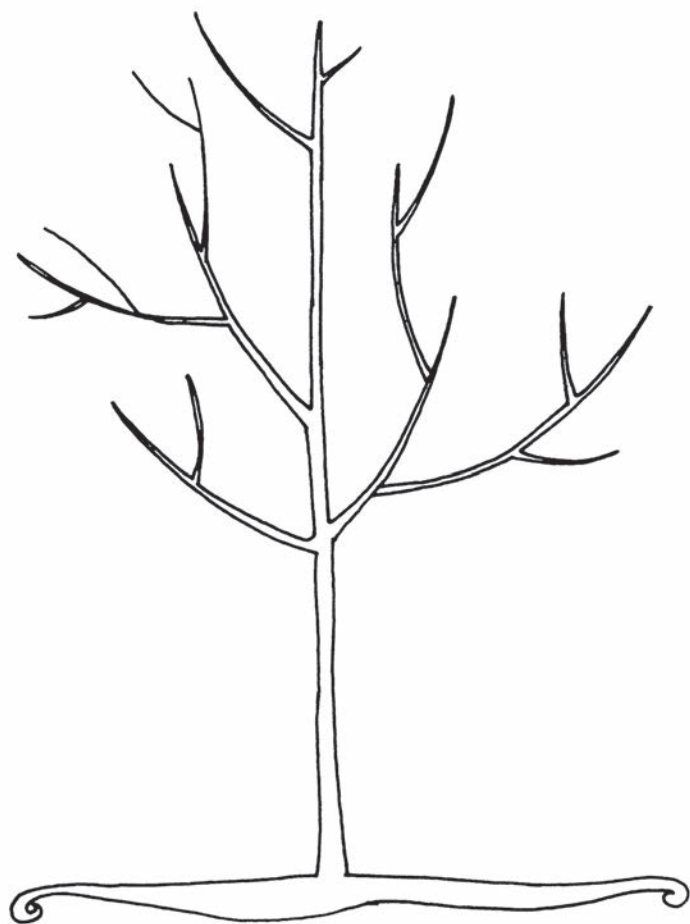
QISH
BAHOR
YOZ
KUZ



Turli fasllarda qanday narsalar kerak bo'ladi?

Mos narsalarni fasllar nomi bilan chiziqdar yordamida tutashtiring.

Tabiatdagi daraxtlarning yil fasllariga qarab o'zgarishini tasvirlash



Daraxtning fasllarga qarab o'zgarishini tasvirlang.



“Assalom, Navro‘z!” mavzusidagi rasmni bo‘yang.

RANG VA KAYFIYAT. “NAVRO‘Z BAYRAMI” MAVZUSIDA RASM ISHLASH







“TOG‘DA BAHOR” MAVZUSIDA FAZOVIIY KOMPOZITSIYA ISHLASH



Murakkab bo'lmagan shahar manzarasini (masalan, deraza ortidagi manzara ko'rinishini) tasvirlang.




Raqlarda ifodalangan ranglar bilan rasmni bo'yang.

“KOINOTGA PARVOZ” MAVZUSIDA KOLLAJ USULIDA KOMPOZITSIYA ISHLASH



Kollaj usulida kompozitsiya ishlang.

DINAMIKA (HARAKAT)





“Raketa uchmoqda” mavzusidagi rasmni bo‘yang.



Kosmonavt raketaga yetib olishiga yordam bering.

STATIKA (TURG'UNLIK)

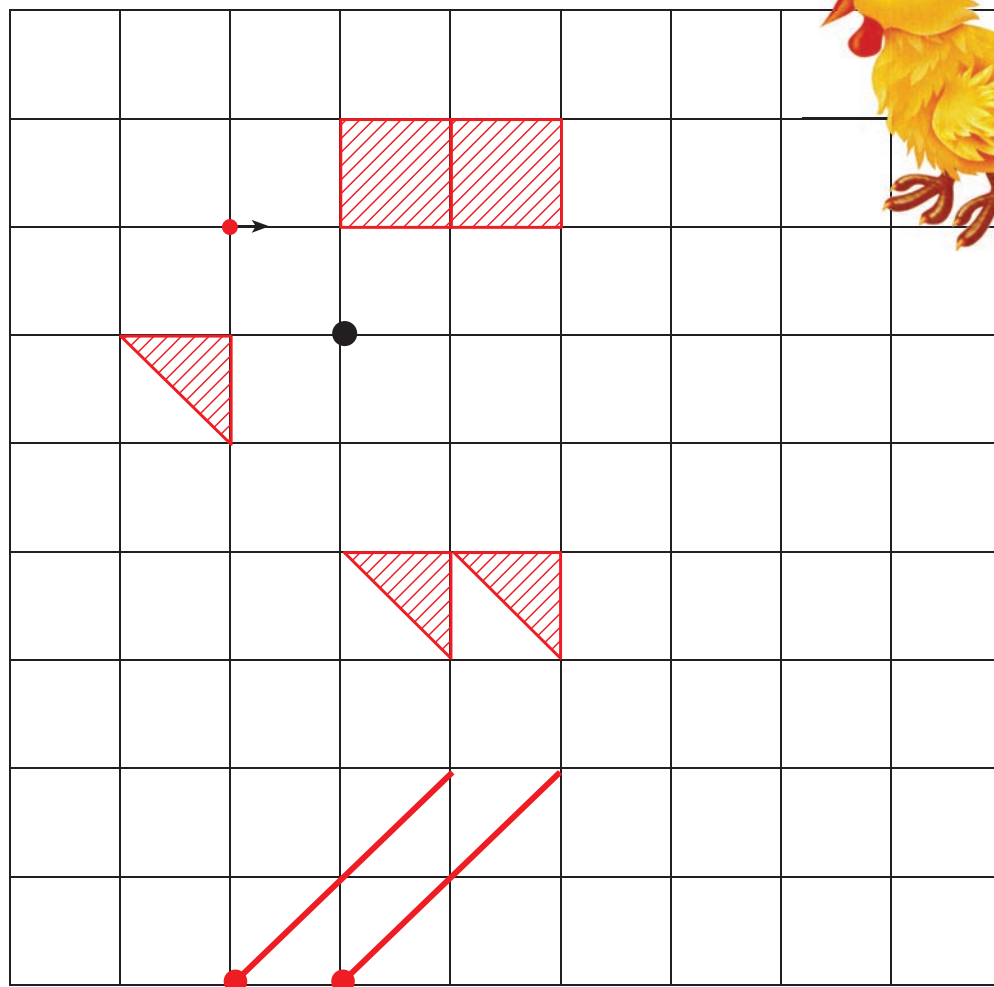





Ochiq turdagi kompozitsiya ishlash

Yopiq turdagi kompozitsiya ishlash






- 2 → 1 ↓
- 2 ↓ 1 ←
- 2 → ↙1
- 1 ↑ 2 ←
- 2 → ↖1
- 2 ↓ 4 ↑
- 1 ←

График диктантнi bajaring va bo'yang.


Композицидаги ритм



Мавзу асосида композиция ишланг.



Ikkala rasmni solishtiring va farqlarni toping.
Katak ichiga topilgan farqlar sonini yozing.



Rasm ichidan jirafa tasvirini toping va bo'yang.

4-NAZORAT ISHI. “HAYVONOT BOG‘I” MAVZUSIDA KOMPOZITSIYA ISHLASH

Mavzu asosida kompozitsiya ishlang.



Ona Yerimiz insonlarning qaysi harakatlaridan “xursand” yoki “xafa” bo‘ladi? Chiziqilar yordamida ko‘rsating.



Shartli belgilarda ifodalangan ranglar asosida rasmni bo‘yang.

“Tabiatni asrang” mavzusidagi plakat kompozitsiyasini ishlash



Mavzu asosida kompozitsiya ishlang.

**“Tabiatni asrang” mavzusidagi
plakat kompozitsiyasining shriftini ishlash**



TABIATNI
ASRANG!

UO'K 75.02(075.3)
KBK 85.14ya72
Yu 57

Tasviriy san'at [Matn]: 3-sinf uchun mashq daftari / B. M. Yunusova, D. A. Mirxakimova.
– Toshkent: Respublika ta'lim markazi, 2022. – 56 b.

ISBN 978-9943-8067-6-4

Tuzuvchilar:

Barno Yunusova, Dilnoza Mirxakimova

Taqrizchilar:

D. Tulanova – Nizomiy nomidagi Toshkent davlat pedagogika universiteti tasviriy san'at kafedrasida dotsenti v. b.

Sh. Xaydarova – Toshkent shahri Yunusobod tumanidagi 70-sonli umumiy o'rta ta'lim maktabining tasviriy san'at fani o'qituvchisi.

Respublika maqsadli kitob jamg'armasi hisobidan chop etildi.

Original maket va dizayn konsepsiyasi Respublika ta'lim markazi tomonidan ishlandi.

TASVIRIY SAN'AT

*Umumiy o'рта ta'lim maktablarining
3-sinfi uchun mashq daftari*

Rassom Umid Sulaymonov

*Muharrir Xurshidbek Ibrohimov
Badiiy muharrir Sarvar Farmonov
Texnik muharrir Akmal Sulaymonov
Musahhih Orifjon Madvaliyev
Sahifalovchi-dizayner Alimardon Aqilov*

Bosishga 14.04.2022-yilda ruxsat etildi. Bichimi 203x288 mm.

Arial garniturası. Keglı 14. Ofset bosma.

Shartlı bosma tabog'i 6,51. Nashriyot-hisob tabog'i 3,86.

Adadi ____ nusxa. Buyurtma № ____.

O'zbekistonda ishlab chiqarilgan.