

С. ХАН, Л. ДЖУРАЕВ, К. ИНОГАМОВА

Kids' English

3

*Рекомендовано Министерством народного образования
Республики Узбекистан в качестве
рабочей тетради для учащихся 3 класса
школ общего среднего образования*

Издание шестое



ТАШКЕНТ
«УЗБЕКИСТАН»
2020

УДК 811.111(075)
ББК 81.2Англ
К 40

Авторы приносят искреннюю благодарность за бескорыстную помощь и ценные советы директору Британского Совета и специалистам Республиканского центра образования в создании учебно-методического комплекса Kids' English 3.

Отдельную благодарность за участие в проведении апробации учебно-методического комплекса авторы выражают всем учителям и учащимся школ нашей республики, тренерам, проводившим тренинг с учителями 1–3 классов по работе с данным учебным комплексом, а также академическому директору Института преподавания языков Норвидж в Великобритании Роду Болайто, представителю IATEFL Лесу Киркхему, главному менеджеру по проектам Британского Совета Наталье Цариковой, международным консультантам по обучению английскому языку Уэнди Арнольд, Бёрну Брюэртону, Ди Бротон и другим рецензентам.

Данный учебно-методический комплекс создан при содействии Республиканского научно-практического центра по развитию инновационных методик обучения иностранным языкам при Узбекском государственном университете мировых языков.

Научный консультант:

М.Т. Ирискулов,

профессор, начальник отдела Республиканского научно-практического центра по развитию инновационных методик обучения иностранным языкам при Узбекском государственном университете мировых языков

**Издано на средства Республиканского
целевого книжного фонда.**

ISBN 978-9943-28-334-3

© С.Хан и др., 2015—2020
© ИПТД «УЗБЕКИСТАН», 2015—2020

My name _____

My class _____

My school _____



Unit 1 Our family is big.

Lesson 1 I have two sisters.

5a Look at the pictures and match.
e.g. 1c



Homework

Complete with: grandad, father, granny, sister, mother, brother.

Закончите предложения, используя следующие слова:
grandad, father, granny, sister, mother, brother.

My family

Our family is big. I have one _____. He is 70. I have one _____, too. She is 65. They are good. I have a _____. His name is Sarvar. I have a _____. Her name is Ozoda. I have a _____. He goes to school. I have a _____. She is little.



Unit 1 Our family is big.

Lesson 2 My mum is a teacher.

5 Write in alphabetical order.

good, doctor, farmer, fireman,
pilot, driver, teacher

e.g. *doctor*



Homework

1 Tick the correct answer.

Отметьте правильный ответ знаком «✓».



- She is a doctor.
- She is a housewife.
- She is a fireman.
- He is a driver.
- He is a farmer.
- He is a teacher.
- He is a secretary.
- He is a doctor.
- He is a fireman.



2 Complete the sentences.

Закончите предложения.

My mum is a _____
 My dad is a _____
 My _____
 My _____

Unit 1 Our family is big.

Lesson 3 Are you a driver?

5 Write the sentences.

- 1 mother / his / a doctor / is
- 2 her / is / mother / a teacher
- 3 father / my / a driver / is
- 4 brother / a pilot / is / her
- 5 a cook / uncle / my / is

e.g. 1 *His mother is a doctor.*



Homework

1 Write the sentences. Напишите предложения.

- 1 dad / my / is / a driver
- 2 my / is / a cook / brother
- 3 sister / is / his / a doctor?
- 4 you / a pilot / are?
- 5 am / I / a doctor

e.g. 1 *My dad is a driver.*

2 Complete the sentences. Закончите предложения.

My father is _____

My mother is _____

My _____

My _____

Unit 1 Our family is big.

Lesson 4 Project



Homework

1 Complete the table. Заполните таблицу.

book, pen, farmer,
 father, teddy bear, pencil, car,
 mother, doctor, album, sister, doll, eraser,
 driver, ball, brother, fireman, teacher,
 grandad, pencil case, director, granny,
 bag, ruler, housewife

Family members:	
Toys:	
Jobs:	
School things:	

2 ✨ **Write about your family.**

Напишите о своей семье.

e.g. 1 *My mum is a housewife.*

Unit 2 My relatives

Lesson 1 He is my uncle.

2b Complete the sentences with *his* or *her*.

I have a dad. ___ name is Anvar. I have a mum. ___ name is Sevara. I have an uncle. ___ name is Izzat. I have an aunt. ___ name is Indira. They live in Fergana. I have two cousins. Their names are Oybek and Yasmina.

3a Read and write.

e.g. mother — she, father — he, sister _____, brother _____, granny _____, grandad _____, uncle _____, aunt _____, cousin Tom _____, cousin Jessica _____.



Homework

1 Find six words. Write the words.

Найдите и напишите шесть слов.

u	q	w	e	b	a	u	n	t
n	a	s	d	r	l	k	j	h
c	z	x	m	o	t	h	e	r
l	c	f	a	t	h	e	r	k
e	v	b	n	h	m	g	h	j
s	i	s	t	e	r	a	e	f
o	a	y	k	r	b	n	n	o

Unit 2 My relatives

Lesson 2 My cousin is older ...

5 Complete the sentences.

I am taller than _____ .
 I am stronger than _____ .
 I am older than _____ .




Homework

1 Complete the sentences. Закончите предложения.

My _____ is taller than my _____ .
 _____ is shorter than _____ .
 _____ is younger than _____ .
 I am _____ than _____ .

2 Look, read and write the names.

Посмотрите, прочитайте и напишите имена.



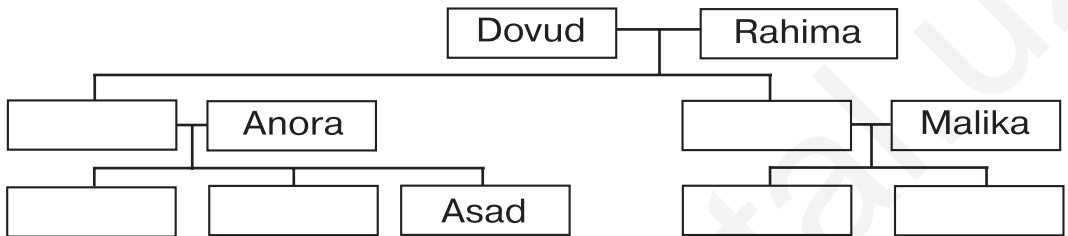
A - _____
 B - _____
 C - _____
 D - _____
 E - _____
 e.g. F - Kate
 G - _____

Kate is taller than Peter. Emma is taller than Kate.
 Tom is old. Dan is taller than Tom and Molly.
 Andrew is a baby.

Unit 2 My relatives

Lesson 3 This is my family tree.

3 Look, read and complete.



4a Work in groups of 4. Write puzzles.
 e.g. I am taller than Zarina. I am shorter than Aziz. My name is ...



Homework

Look at Activity 3 and complete the sentences.

Посмотрите на упражнение 3 и допишите предложения.

Asad has a grandad and granny. Their names are _____ and _____. Asad has two _____ . Their names are Mohira and Kamola. Karim and Anvar are his _____. Their father is older than uncle _____.

Unit 2 My relatives

Lesson 4 Project

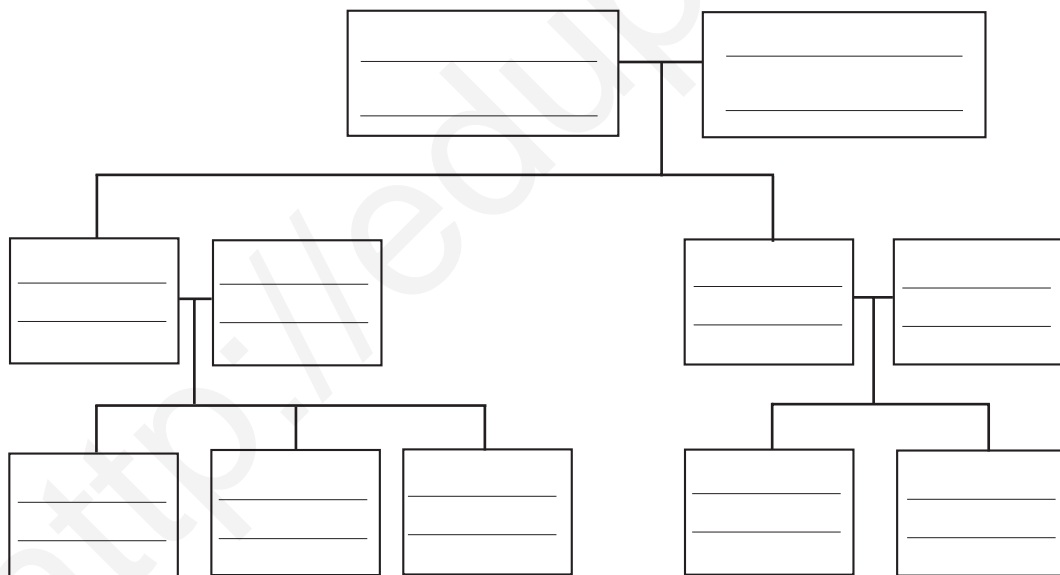
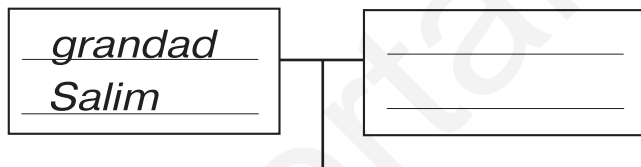


Homework

Complete your family tree.

Составьте родословную своей семьи.

e.g.



Progress check 1

1 Look, read and match.

1) teacher 2) driver 3) director 4) farmer 5) fireman



e.g. 1a

2 Listen and put ✓.

	doctor	cook	farmer	driver	fireman
grandad	✓				
granny					
dad					
mum					
sister					
brother					



3 Complete the sentences.

e.g. I am shorter than my sister.

My dad is older than my _____.

My brother is younger than _____.

My sister is taller than _____.

My uncle is stronger than _____.

My cousin is smaller than _____.

Progress check 1

4 Read and find the picture.

I have four cousins. Aziza, Komila and Lola are older than Sanjar. Sanjar is younger than his sisters.



Unit 3 Our house

Lesson 1 Our house is big and nice.

5 Look and write.



Homework

Find 9 words. Write three sentences.

Найдите 9 слов. Составьте 3 предложения.

g	w	t	a	b	l	e	q	w
a	a	c	h	a	i	r	w	i
r	l	k	i	t	c	h	e	n
a	l	p	e	h	r	h	t	d
g	b	e	d	r	o	o	m	o
e	f	l	o	o	r	u	y	w
d	o	o	r	o	g	s	u	i
b	v	c	x	m	z	e	p	o

e.g. *The table is in the kitchen.*

Unit 3 Our house

Lesson 2 What's in the kitchen?

4 Look, read and underline.

There is a big window in the kitchen. The window is small. The door is brown. The door is yellow. There is a fridge on the right. It is grey. The cooker is between the window and the table. The cooker is white. The cooker is black. The fridge is big, it has two doors. The cupboard is on the wall. The cupboard is red. There is a watermelon, three bananas and two apples in the cupboard. There is a vase on the table. The white cat is under the table.



Homework

1 Complete the sentences. Закончите предложения.

Our kitchen is _____ .
 The window is _____ .
 The door is _____ .
 There is a _____ and a _____ .

2 Look and make a puzzle for your friend.

Прочитайте и составьте загадку для друга.

It's big. It's white. It has a door. It's in the kitchen. (a fridge)

Unit 3 Our house

Lesson 3 It's in the bedroom.

5 Listen and colour.



Homework

Look at Activity 5. Colour. Complete the sentences.

Посмотрите на упражнение 5. Раскрасьте. Закончите предложения.

- 1 The house is _____.
- 2 The door is _____.
- 3 The _____ are blue.
- 4 The _____ is green.
- 5 The _____.

Unit 3 Our house

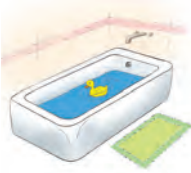
Lesson 4 Project



Homework

Do the crossword. Draw and write.

Решите кроссворд. Нарисуйте и напишите.



c									
		v							
	k								
b									
		f							
		c							
		h							
b									

It's a _____



Unit 4 My room

Lesson 1 My room is small.



Homework

1 Look at 2a in Unit 3 Lesson 1. Complete the sentences.

Посмотрите Unit 3 Lesson 1 упражнение 2а. Закончите предложения.

- e.g.** The lamp is *in the living room.*
- The mirror is _____ .
- The bath is _____ .
- The fridge is _____ .
- The dresser is _____ .
- The toilet is _____ .

2 Look and find seven words. →

Посмотрите и найдите 7 слов. ↓

p	i	c	t	u	r	e	o
i	r	u	g	k	y	n	a
l	d	r	e	s	s	e	r
l	b	t	f	a	x	m	e
o	m	a	s	r	w	v	b
w	m	i	r	r	o	r	n
o	p	n	c	z	u	a	k
b	l	a	n	k	e	t	w

Unit 4 My room

Lesson 2 The garden is

1b Look, read and complete the sentences.

His name is _____.

There are _____ rooms in the house.

There are _____ and _____ in the garden.

3b Look and complete.

My books are _____.

My bag is _____.

My pencils are _____.

My pencil case is _____.

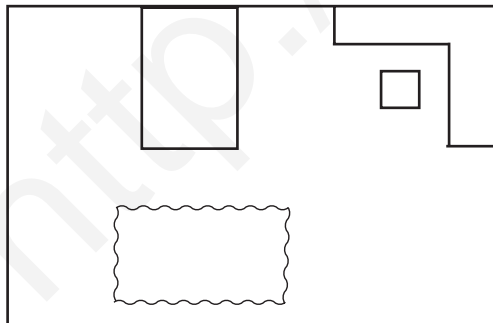
My toys are _____.



Homework

Look at the plan of Akira's room. Draw a plan of your room.


Посмотрите на план комнаты Акиры. Нарисуйте план своей комнаты.



Unit 4 My room

Lesson 3 Where is ...?

5a Look, listen and colour.

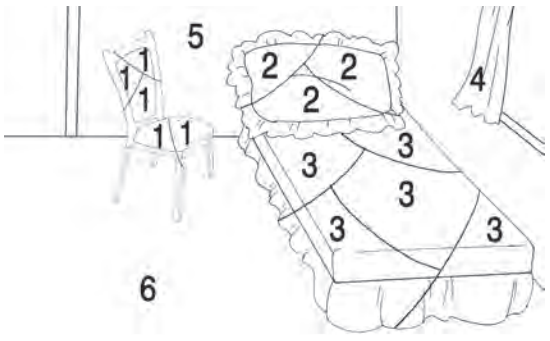


Homework

1 Colour and write.

Раскрасьте и напишите.

- 1 – pink **e.g. chair** _____
- 2 – red _____
- 3 – blue _____
- 4 – yellow _____
- 5 – green _____
- 6 – brown _____



2 **Make a crossword.** Составьте кроссворд.
 bed, chair, blanket, pillow, fridge,
 bath, cooker, rug, curtain, dresser

Unit 4 My room

Lesson 4 Project

2b Write about your favourite room.



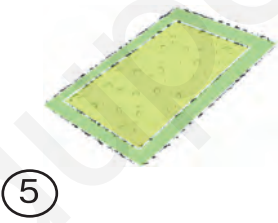
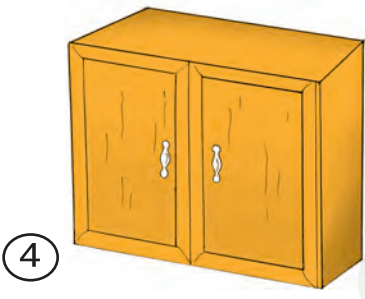

Homework

Revise Units 3–4 and get ready for the revision.

Повторите Unit 3 и 4 и подготовьтесь к уроку повторения.

Progress check 2

1 Look and write.



e.g. 1 a fridge

2 Look, read and match.

There's a bath
 There's a grey fridge
 The blanket is
 The dresser is
 The trees are in
 The curtains are


the garden.
 on the bed.
 in the bathroom.
 on the window.
 in the kitchen.
 in the bedroom.

Progress check 2



3 Read and colour.

The walls in the room are yellow. The blanket is red. The pillow is pink. The curtain is blue. The chair is yellow. The cat is grey.



4 Listen and tick.

	a bedroom	a kitchen	a living room
a brown table			
a white table			
a red chair			
two yellow chairs			
a blue vase			





Unit 5 Nature is beautiful.

Lesson 1 It's sunny. It's hot.

4a Look, read and match.

never	Часто
sometimes	Всегда
usually	Никогда
often	Обычно
always	Иногда

4b Look and write sentences.

 Ali	×	×	×	×
 Lola	✓			
 Amir	✓	✓		
 Tolib	✓	✓	✓	
 Guli	✓	✓	✓	✓

×××× = never
 ✓ = sometimes
 ✓✓ = usually
 ✓✓✓ = often
 ✓✓✓✓ = always

e.g. *Ali never sings songs.*

Lola _____
 _____ .
 Amir _____
 _____ .
 Tolib _____
 _____ .
 Guli _____
 _____ .



Homework

➔ Посмотрите на стр. 25.

Unit 5 Nature is beautiful.

Lesson 1 It's sunny. It's hot.



Homework

1 Complete the sentences. Допишите предложения.

play football, swim, do homework, get up

e.g. I never swim in winter.

I often _____ with my friends.

I usually _____ at 7 o'clock.

I always _____ in the evening.

2 Write about today's weather.

Напишите о погоде на сегодня.

e.g. It is snowy. It is cold. We can ski, skate, play hockey and play snowballs. I like snowy days.

Unit 5 Nature is beautiful.

Lesson 2 My favourite season is

4a Read and complete the sentences.

often, usually, sometimes, never, always

- e.g. The rain **often** pours in spring.
 The rain _____ pours in spring.
 The snow _____ falls in winter.
 The snow _____ falls in summer.
 The sun _____ shines in summer.
 The wind _____ blows in autumn.



Homework

1 Read and match.

Прочитайте и найдите подходящие по смыслу предложения.

- | | |
|-----------------|----------------|
| The rain pours. | Солнце светит. |
| The snow falls. | Снег идёт. |
| The sun shines. | Ветер дует. |
| The wind blows. | Дождь идёт. |

2 Write about your favourite season.

Напишите о своём любимом времени года.

e.g. I live in Uzbekistan. My favourite season is autumn. September, October and November are autumn months. It is usually warm in autumn. It is sometimes cool. The rain often pours in November. We can play games. We can have melons, watermelons, grapes and peaches. I like autumn.

Unit 5 Nature is beautiful.

Lesson 3 It's a thunderstorm.

1b Look, listen and repeat.



snowstorm



thunderstorm



windstorm



Homework

1 Read and match.

Прочитайте и найдите подходящие по смыслу слова.

thunderstorm

радуга

snowstorm

буран, сильная буря

thunder

грозовая буря

windstorm

снежный ураган

rainbow

гром, молния

2 Read and write. Посмотрите и напишите.



water rainbow

e.g. ice + hot = *water* windstorm ice thunderstorm

rain + cold = *snow* snowstorm

water + cold =

rain + sun =

snow + hot =

thunder + storm =

wind + storm =

snow + storm =

Unit 5 Nature is beautiful.

Lesson 4 Project

3a Work in groups. Look and write about spring, autumn and winter in Uzbekistan.

season	weather	we can	we eat/have
Spring	usually warm, sometimes cool, rain often pours, wind blows, thunderstorm, often rainbow	play tag, play see-saw, play hopscotch, fly a kite, jump a rope, sing and dance, play football, do not swim, plant trees and flowers, celebrate Women's Day and Navruz	strawberries, apricots, cherries, apples, special food: sumalak
Autumn	warm, rain often pours, wind blows, thunderstorm, cool and cold, snow sometimes falls	play tag, play see-saw, play hopscotch, jump a rope, play games, play football, do not swim, celebrate Independence Day and Teachers' Day	grapes, apples, plums, peaches, watermelons, tomatoes, potatoes, onions, carrots, cabbages, pumpkins, cucumbers
Winter	cold, often cloudy, sometimes sunny and warm, snow often falls, rain often pours, never hot	play snowballs, skate, ski, play hockey, do not swim and play football, celebrate New Year's Day and get presents	grapes, bananas, oranges, apples, kiwis

Unit 5 Nature is beautiful.

Lesson 2 My favourite season is

2 Write about your favourite season.

Напишите о своём любимом времени года.

Lesson 4 Project

3a Work in groups. Look and write about spring, autumn and winter in Uzbekistan.

Unit 6 We are small.

Lesson 1 Butterfly, fly!



Homework

1a Match the questions and answers. Найдите правильные ответы на вопросы.

- | | | |
|------------------------------|-------|-------------------------------------|
| 1 Are you big? | _____ | a White, yellow, blue, black, grey. |
| 2 What colour are you? | _____ | b Four. |
| 3 Do you have wings? | _____ | c I can fly and dance. |
| 4 How many legs do you have? | _____ | d No, I am not. |
| 5 What can you do? | _____ | f Yes, I have. |

Which insect is it?

Какое это насекомое?



1b Choose an insect. Write questions and answers. Ask your friend to match them

and guess. Выберите одно насекомое. Напишите вопросы и ответы. Попросите друга найти правильные ответы и назвать насекомых.

e.g. 1 *Are you small? Yes, I am.*

2 What colour ... ?

4 How many ... ?

3 Do you have ... ?

5 What can ... ?

➔ Напишите на стр 34.

Unit 6 We are small.**Lesson 2 A hungry caterpillar****4a Complete the table.**

- 1) butterfly 2) grasshopper 3) ladybird 4) spider
5) mosquito 6) ant 7) bee 8) caterpillar

fast	slow
e.g. 1	3

**Homework****1 Write sentences about the caterpillar.**

Напишите предложения о гусенице.

e.g. *On Monday, the caterpillar eats one red apple.*

1 On Monday, / one red apple. / the caterpillar / eats

2 it eats / On Tuesday, / two yellow pears.

3 three purple plums. / On Wednesday, / it eats

4 four red strawberries. / it eats / On Thursday,

5 On Friday, / five oranges. / it eats

6 a lot of food. / On Saturday, / it eats

2 Write what the insects can do.

➔ Напишите на стр 34.

Unit 6 We are small.

Lesson 3 Small – smaller – the smallest

3b Look and write.

(A)



(B)



Homework

1 Write what the birds like eating.

Напишите, что любят птицы клевать (есть).
penguins eagles swallows peacocks

fish, insects, corn, birds

e.g. Penguins like eating fish.

2 Write what the birds can and cannot do.

Напишите, что умеют делать птицы, а чего не умеют.

Unit 6 We are small.**Lesson 4 Project**

3a Work in groups. Look and write about birds.

birds	country	size	colour	food	can do	cannot do
sparrow	Uzbekistan	small, smaller than swallows	black, white and grey	insects: caterpillars ...	fly, sing, hop, swim	run, climb, walk
eagle	Uzbekistan	big and strong, bigger than roosters	black, brown	snakes, birds, hares, chicks	fly, run, walk, hop	climb, swim, sing
peacock	Uzbekistan	big and strong, bigger than roosters	blue, green and white	corn, grass	fly, run, walk	climb, swim, sing
ostrich	Africa	big, tall and strong, the biggest bird	black and white	corn, grass	run, walk, jump, hop	fly, climb, swim, sing
penguin	Antarctica	big, tall and strong, smaller than ostriches	black and white	fish	run, walk, hop, swim	fly, climb, sing

**Homework**

Revise Unit 6 and get ready for the revision.

Повторите Unit 6 и подготовьтесь к уроку повторения.

Unit 6 We are small.

Lesson 1 Butterfly, fly!



Homework

1b Write questions and answers. Ask your friend to match them and find the insect.

Lesson 2 A hungry caterpillar



Homework

2 Write what the insects can do.

Напишите, что умеют делать насекомые.

jump, run, swim,
climb, fly, walk,
hop, bite



e.g. *The ladybird can fly and walk.*

Unit 6 We are small.

Lesson 3 Small – smaller – the smallest

**Homework****2 Write what the birds can and cannot do.**

Напишите, что умеют делать птицы, а чего не умеют.

	run	fly	swim	climb	hop	sing	walk
ostrich	✓	x	x	x	x	x	✓
peacock	✓	✓	x	x	✓	x	✓
swallow	x	✓	✓	✓	x	✓	✓
eagle	✓	✓	x	x	✓	x	✓
penguin	x	x	✓	x	✓	x	✓
sparrow	x	✓	✓	✓	✓	✓	x

e.g. *Ostriches can run and walk. They cannot fly, swim, climb, hop and sing.*

Progress check 3

1

Match.

The sun	falls.
The rain	blows.
The wind	shines.
The snow	pours.

2

Choose the correct answer.

- 1 Ostrich is _____ bird.
a) big b) bigger than c) the biggest
- 2 The caterpillar is _____ the ant.
a) slow b) slower than c) the slowest
- 3 In Uzbekistan it _____ rains in spring.
It is _____ hot in summer.
a) often / always
b) never / often
c) usually / sometimes

3

Write four insects and birds you like.

4

Listen and tick.



Unit 7 We are big animals.

Lesson 1 That's a hippo.

2c Look, read and match.

strong
fast
slow
small

big
funny
stripes
spots
dangerous




Homework

1a Read, draw and write.

Прочитайте, нарисуйте и напишите.

I'm big, strong and dangerous. I have strong legs and a long tail. I'm brown, black and white. I have black spots. I can walk, run, climb trees and kill!



1b Draw and write a puzzle.

Нарисуйте и напишите загадку.


I'm _____.

I have _____.

I can _____.

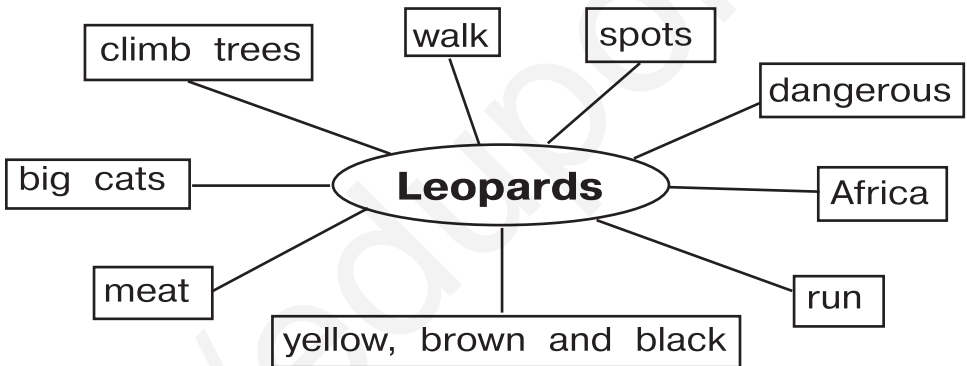
Unit 7 We are big animals.

Lesson 2 They're big cats.



e.g. 1c,

5 Look and complete the sentences.



Leopards are big cats.
 They are _____
 They have _____
 They live in _____
 They eat _____
 They can _____

 **Homework** /  Page 41


Unit 7 We are big animals.

Lesson 3 Don't touch them!

2b Look, listen and complete.

Zone_____	lions	leopards
Zone_____	hippos	crocodiles
Zone_____	elephants	giraffes
Zone_____	tigers	monkeys

3 Look and write.



These are _____. They are funny and friendly.
 These are _____. They are big and dangerous.
 They can swim, walk and run.
 Those are _____. They are the biggest animals.
 Those are _____. They are the smallest birds.
 They are beautiful.
 Those are _____. They are the biggest monkeys.

5 ✨ Look and write four sentences.

e.g. These are chairs. Those are windows.



Homework



Page 40

Unit 7 We are big animals.

Lesson 3 Don't touch them!



Homework

insects birds

Look at the picture and complete the sentences. Посмотрите и допишите предложения.



- 1 These are *grasshoppers*. They are *insects*.
- 2 These are _____ . They are _____ .
- 3 Those _____ . They are _____ .
- 4 Those _____ . They _____ .

Lesson 4 Project



Homework

Revise Unit 7 and get ready for the revision.

Повторите Unit 7 и подготовьтесь к уроку повторения.

Lesson 2 They're big cats.



Homework

1 Look, read and write.

Посмотрите, прочитайте и напишите.

- 1 This giraffe is young.
- 2 It is small.
- 3 It is short.
- 4 It is not strong.
- 5 Her tail is short.



- 1 This giraffe is **old**.
- 2 It is _____.
- 3 It is _____.
- 4 It is _____.
- 5 Her tail _____.

2 Draw and write about an animal.

Нарисуйте любое животное и напишите о нём.



- _____ are _____
- They have _____
- They live in _____
- They eat _____
- They can _____

Unit 8 Hobby

Lesson 1 Do you like dancing?

3 Look, listen and write.

Murod, Madina,
Kate, Alex

- 1) She likes sport. Her name's _____.
- 2) He likes cooking. His name's _____.
- 3) He likes planting flowers. His name's _____.
- 4) She likes music. Her name's _____.

5 Listen and complete the sentences.

Jessica is _____. She lives in London. Her favourite season is _____. Her hobby is _____. She goes skiing on _____ and _____. She likes playing _____ games too.



Homework

Complete the sentences. Закончите предложения.

e.g. I like *planting flowers*.

- 1 I like _____
- 2 My mum likes _____
- 3 My dad likes _____
- 4 My grandad _____
- 5 My granny _____

Unit 8 Hobby

Lesson 2 “Happy days” club

2 Look, read and write.

1 Tom likes sport. His hobby is _____.

2 Sally likes playing chess. Her hobby is _____

_____.

3 Look, read and match.

interesting	играть в шахматы
club	интересный
play chess	чемпион
champion	кружок, клуб

5 Read and complete the card.

“Happy Days” Club Card

Name: _____

Birthday: _____

School: _____

Class: _____

Teacher: _____

Hobby: _____

Favourite sport: _____



Homework

Copy “Happy days” Club card in Activity 5. Write about yourself. Перепишите клубную карточку “Happy days” из задания 5 и напишите о себе.

Unit 8 Hobby

Lesson 3 Can you do kurash?

2 Look, read and match.

e.g. 1c

3a Look and write three questions.

swim	do kurash	play tennis
dance	do karate	play football
sing	do taekwondo	play basketball

e.g. Can you swim? Can you do kurash? Can you play tennis?



Homework

Complete the sentences. Use the words from the box.

Закончите предложения, используя слова из таблицы.

swim	do kurash	play tennis
dance	do karate	play football
sing	do taekwondo	play basketball

My uncle can _____

My aunt can _____

My cousin can _____

My _____

My _____

Unit 8 Hobby

Lesson 4 Project

3a Work in groups of 5. Play “Find someone who ...”.

		name
1		
2		
3		
4		
5		



Homework

1 Complete the sentences. Допишите предложения.

Our group has _____ girls and _____ boys.

Our first favourite hobby is _____.

_____ boys and girls like it.

Our second favourite hobby is _____.

_____ boys and girls like it.

Our third favourite hobby is _____.

_____ boys and girls like it.

2 Revise Unit 8 and get ready for the revision.

Повторите Unit 8 и подготовьтесь к уроку повторения.

Progress Check 4

1 Look and complete the sentences.

strong, small, fast, big,
funny, dangerous

e.g. *It is a lion. It is big and strong.*

It is a hippo. It is _____

It is a mandrill. It is _____

It is a hyena. It is _____

It is a leopard. It is _____

2 Read and match.

Spider monkeys are

Mandrills are

Hippos are

Leopards

Zebras

Leopards can

climb the trees.

have spots.

have stripes.

the biggest monkeys.

big and funny.

small and friendly.

3 Complete the sentences.

My hobby is _____

This is my dad. His hobby is _____

This is my mum. Her hobby is _____

Unit 9 On the telephone

Lesson 1 What's your telephone number?



Homework

- 1 Read and match.** Прочитайте и найдите подходящий по смыслу перевод.

telephone	мобильный телефон
mobile phone	телефон
What's your telephone number?	Какой номер вашего мобильного телефона?
What's your mobile phone number?	Какой номер вашего телефона?

- 2 Write the dialogue in order.**

Составьте диалог.

- (1) **Ring, ring.**
- (2) **Guli:** Bye-bye.
- (3) **Guli:** I'm sorry. He's not at home now.
- (4) **Ali:** When's he at home?
- (5) **Guli:** Hello.
- (6) **Ali:** What's his mobile phone number?
- (7) **Guli:** At four o'clock.
- (8) **Ali:** Hello. Is Anvar there?
- (9) **Guli:** 5743839.
- (10) **Ali:** Thanks. Bye.

e.g. 1, 5

Unit 9 On the telephone

Lesson 2 Can I talk to Jasur, please?

1a Work in pairs. Read and match.

e.g. *1b*

2b Listen again and circle the correct word.

Zumrad phones *a) Jasur b) Botir c) Zumrad.*

Jasur and Zumrad are friends at *a) sports club b) school c) chess club.*

Jasur and Zumrad are *a) sisters b) brothers c) friends.*



Homework

1 Complete the dialogue. Допишите диалог.

Ring, ring. Madina: Hello.

Murod: Hi. Can I talk to Nilufar, please?

Madina: _____ me, who's this?

Murod: _____. I'm _____ friend from school.

Madina: Sorry, _____ not at home.

Murod: What's _____ mobile phone number?

Madina: It's _____.

Murod: Thanks, bye.

Madina: OK, _____.

2 Complete the sentences. Закончите предложения.

I am at home now. My mother is _____.

My father is _____.

My sister _____

_____. My little brother _____

_____.

Unit 9 On the telephone

Lesson 3 I'm talking on the phone.

3a Look, read and match.

e.g. *1e*



Homework

1 Read and draw.


Прочитайте и нарисуйте.

There is a playground. A boy is flying a kite. Two girls are jumping a rope. This is me. I am playing with a dog.



2 Look and write sentences. Посмотрите картину и напишите предложения.

cap, T-shirt,
skirt, trainers,
hat, shirt, dress,
trousers, shorts,
tights, jeans,
sunglasses



e.g. 1) *The girl is wearing a purple hat and a purple dress.*

- 2) _____
- 3) _____
- 4) _____
- 5) _____

Unit 9 On the telephone

Lesson 4 Project

2a Work in 2/4 groups. Discuss and write your text.

Group A: You are Rashid. You and your friends (Malika, Sanjar and Iroda) are in Registan Square in Samarkand. Write what you are doing now. Begin with: *We are in Registan Square with ...*

Group B: You are Farrukh. You are at home in Tashkent. Write what you are doing at home now. Begin with: *I am at home. ...*



Homework

Revise Unit 9 and get ready for the revision.

Повторите Unit 9 и подготовьтесь к уроку повторения.

Unit 10 Plants

Lesson 1 Water, forest, mountain, desert

3c Listen and write.

flower, animal, bird, insect, tree, fish, plant, bear

desert	water	mountain



Homework

Complete the table. Заполните таблицу.

Insects: butterfly, grasshopper, ladybird, mosquito, ant, caterpillar

Birds: sparrow, eagle, peacock, swallow, ostrich, penguin, humming bird, duck, parrot

Animals: goat, elephant, monkey, tiger, bear, frog, crocodile, hare, wolf

forest	desert	water	mountain
e.g. <i>bear, wolf</i>			

Unit 10 Plants


Lesson 2 Trees and flowers



Homework

1 Read, complete and colour the picture.

Прочитайте, допишите предложения и раскрасьте рисунок.



leaves, need,
flower

This is a tulip. It is small. The _____ is red and beautiful. The _____ are big and green. You can see it in spring. We have tulips on mountains and in our gardens. They _____ water, air and sun to live.

2  Draw a flower on the third page of your booklet and write about it.

Нарисуйте цветок на 3-й странице буклета и напишите о нём.

Unit 10 Plants


Lesson 3 What's in your garden?



Homework

1 Read, complete and colour the picture.

Прочитайте, допишите предложения и раскрасьте рисунок.



tall, strong,
big, small,
green

This is a willow tree. It is _____ and _____.
The leaves are _____ and _____. The
branches are not _____. We have willows on
mountains, in forests and in our gardens. They
need water, air and sun to live.

2 Draw an apple tree in your booklet and write about it.

Нарисуйте яблоню в буклете и напишите о ней.

Unit 10 Plants

Lesson 4 Project

3a Read, complete and colour.



air
mountains
water
forests
gardens
sun

This is a fir tree. It is big. The branches are long. It is always green. We have fir trees on _____, in _____ and in our _____.
Fir trees need _____, _____ and _____ to live.




Homework

Revise Unit 10 and get ready for the revision.

Повторите Unit 10 и подготовьтесь к уроку повторения.

Progress Check 5

1 Look at the pictures and write.



The boys (take photos) **e.g.** The boys are taking photos.

Vasila and Adiba (talk on the phone) _____

The teacher (look at Vasila) _____

Lola (look at the trees and flowers) _____

Lola (eat an ice-cream) _____

Progress Check 5



2 Read and complete the table.

- 1) tulip 2) sparrow 3) sunflower 4) eagle 5) peacock
 6) swallow 7) ostrich 8) goat 9) humming bird
 10) penguin 11) butterfly 12) elephant 13) parrot
 14) monkey 15) grasshopper 16) mulberry 17) tiger
 18) bear 19) ant 20) duck 21) crocodile 22) ladybird
 23) mosquito 24) rose 25) lion 26) zebra 27) giraffe
 28) horse 29) wolf 30) caterpillar 31) willow 32) fir

animals	birds	insects	trees and flowers
8	2	11	1

3 Listen and write 1, 2, 3, 4.









Unit 11 Health and hygiene

Lesson 1 Brush your teeth.

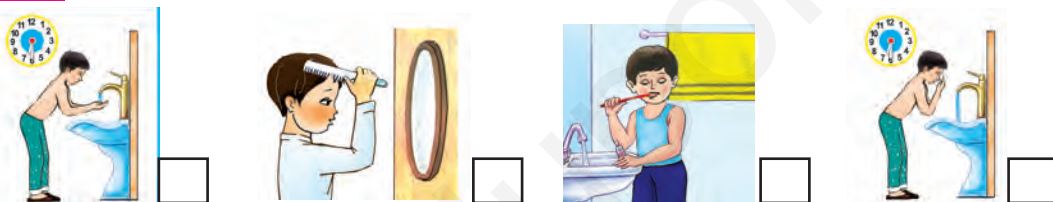
2a Look, read and match.

1 face, 2 eye,
3 nose, 4 ear, 5 hair,
6 head, 7 hand,
8 leg

а рука,
б волосы, с нога,
d ухо, е глаз,
f голова, j лицо,
h нос

e.g. 1j

4a Listen, repeat and number the pictures.



Homework

1 Write three sentences. Напишите три предложения.

I	am	tall short	
	have	black brown long short	hair eyes

e.g. *I am short. I have black hair. I have brown eyes.*

2 Write about a girl/boy. Do not write the name. Напишите о мальчике (девочке). Не пишите имя.

e.g. *He is tall. He has brown hair. His eyes are black.*

Unit 11 Health and hygiene

Lesson 2 I love swimming.

2a Look, read and match.

shampoo	зубная паста
soap	гель
gel	зубная щётка
tooth paste	шампунь
tooth brush	расчёска
comb	мыло

4 Listen and complete the sentences.


- 1) Sherzod is a champion in _____.
- 2) He swims in the morning on _____ and _____.
- 3) He swims in the evening on _____ and _____.



Homework

- 1 Write three sentences. Напишите три предложения.

e.g. *I wash my hands with gel.* _____

- 2  What is in your bathroom? Complete the table. Что есть у вас в ванной? Заполните таблицу.

shampoo	✓
gel	
soap	
tooth paste	
tooth brush	

Unit 11 Health and hygiene

Lesson 3 Healthy, unhealthy



Homework

1 Complete the table. Заполните таблицу.

apples, pears, tomatoes, water, Cola, Fanta, lemons, honey, carrots, swimming, brushing teeth, playing computer games, watching TV, sweets

healthy	unhealthy
e.g. apples	

2 Look at the picture and write.

Посмотрите на рисунок и напишите предложения.



e.g. This is our bathroom.
There is a big mirror, ...

My dad is combing...

Unit 11 Health and hygiene

Lesson 4 Project

2 Look, read and write.

Don't eat _____

Don't drink _____

Eat _____

Drink _____



Homework

1 Complete the sentences. Закончите предложения.

I wash my face with _____

I brush my teeth _____

I wash my hands _____

2 Revise Unit 11 and get ready for the revision.


Повторите Unit 11 и подготовьтесь к уроку повторения.

Unit 12 Transport

Lesson 1 I like my bike.

5 Look and read. Draw and write.

This is my bike. It is pink and white. I like my bike. It is beautiful.





Homework

Draw and write. Нарисуйте и напишите.
e.g. *It is a motorbike. It is red. It is fast.*



Unit 12 Transport

Lesson 3 I go to school by minivan.

3a Look and write three sentences.

I We They	go to school	by bus. by minivan. by car.
He She	goes to school	by bike. on foot.

e.g. *I go to school by bus.*

My friend *goes to school*

My teacher _____

4a Work in groups. Play “Find someone who”.

e.g. *I go to school on foot.*

	name	by bus	by bike	by minivan	on foot
1					
2					
3					
4					



Homework



Page 65

Unit 12 Transport

Lesson 4 Project

3 Make a class graph.



Homework

1 Complete the sentences. Допишите предложения.

There are _____ pupils in our class. We have _____ boys and _____ girls. _____ boys and _____ girls go to school

2 Revise Unit 12 and get ready for the revision.

Повторите Unit 12 и подготовьтесь к уроку повторения.

Unit 12 Transport

Lesson 3 I go to school by minivan.



Homework

- 1 Complete the sentences. Use the words from the box.** Закончите предложения, используя выражения из таблицы.

I We They	go to school	by bus. by minivan. by car.
He She	goes to school	by bike. on foot.

My friends go to school _____

My sister _____

My cousin _____

My _____

My _____

- 2 Write the sentences.** Напишите предложения.

1) I go / by bus. / to school

2) on foot / My friends / go to school.

3) by minivan / go to school. / My cousins

4) goes to school / by bike. / My sister

5) My brother / by motorbike. / goes to school

Progress Check 6

1 Complete the sentences.

- 1 Planes are faster than _____.
- 2 Trains are faster than _____.
- 3 Horses are slower than _____.
- 4 Bikes are slower than _____.

2 Choose the correct word.



- | | | |
|----------------|----------------|----------------|
| a) fast | a) fast | a) fast |
| b) faster | b) faster | b) faster |
| c) the fastest | c) the fastest | c) the fastest |

3 Listen and put ✓.

	by bike	by bus	by minivan	on foot
Sanjar				
Kamol				
Sevara				
Nilufar				



4 Complete the sentences.

- 1 I go to school _____.
- 2 My friend goes to school _____.
- 3 My cousins go to school _____.
- 4 My teacher goes to school _____.

Unit 13 We live in Uzbekistan.

Lesson 1 My uncle lives in Bukhara.

6 ✨ **Look and write.**



e.g. *money, a rucksack,*



Homework



Page 71

Unit 13 We live in Uzbekistan.

Lesson 2 Our village is beautiful.

3a Draw the place you live.



Homework

Write about your village/town/city.

Use the words in the cloud. Напишите о своей деревне, городе, используя слова из облачка.



I live in _____.

There is a _____.

Unit 13 We live in Uzbekistan.

Lesson 3 What's in your street?

3a Work in pairs. Look, read and find the place.



Homework

You are going to your aunt. What do you take? Вы собираетесь к тётке. Что вы с собой возьмёте?



e.g. I take a rucksack,

Unit 13 We live in Uzbekistan.

Lesson 4 Project



Homework

Draw your bedroom. Write five sentences.

Нарисуйте спальню. Напишите 5 предложений.

on, under, next to, between,
opposite, on the left,
on the right

e.g. *This is my bedroom. There is a table next to the door.*

Unit 13 We live in Uzbekistan.

Lesson 1 My uncle lives in Bukhara.



Homework

1 Complete the sentences. Допишите предложения.

e.g. 1 I live a) the village.

a) in b) on c) at

2 Our village _____ beautiful.

a) am b) is c) are

3 My aunt _____ a doctor.

a) am b) is c) are

4 She _____ in school.

a) working b) work c) works

5 I _____ a cousin.

a) have b) has

6 My cousin _____ a parrot.

a) have b) has

2 Write the sentences. Напишите предложения.

My uncle a farmer is e.g. My uncle is a farmer.

works He on a farm. _____

There many are on animals the farm.

Sundays. uncle I my on help

Unit 14 The world of stories

Lesson 1 Cartoons

5 Look at the pictures and match.

e.g. 1f

6 Read, guess and write.

1 I like climbing. I'm a _____

2 I like meat. I'm a _____

3 I like corn. I'm a _____

4 I like grass. I'm a _____



Homework

Draw the hero of your favourite cartoon. Write the name of the cartoon. Нарисуйте героя вашего любимого мультфильма. Напишите название мультфильма.

Unit 14 The world of stories

Lesson 3 The old man and his sons

4 Complete the sentence. cannot, three, The old man, fight, break

- 1 _____ has three sons.
- 2 The old man has _____ sticks.
- 3 His sons always _____ .
- 4 The old man asks his sons to _____ three sticks.
- 5 His sons _____ break three sticks.



Homework

Write your own story. Напишите свой рассказ.

Unit 14 The world of stories

Lesson 4 Project

2b Write a story.



e.g. Group 1: *A boy has a dog and a donkey. The boy likes his ...*

Progress Check 7

1 Look and complete with: **in, under, between, next to, on.**

- 1) The eagle is _____ the tree.
- 2) The sparrow is _____ the swallow.
- 3) The swallow is _____ the sparrow and humming bird.
- 4) The ants are _____ the table.
- 5) The ostrich is _____ the table.
- 6) The ladybird is _____ the table.



Progress Check 7

2 Look, read and draw.

- 1) Go straight. Turn right. Go straight. Turn left. You are next to the library.
- 2) Go straight. Go to House 2. Turn right. Go straight. Turn left. You are next to House 3.



3 Listen and put ✓.

	Bu-khara	Samar-kand	Tash-kent	reading books	watching TV	playing computer games
farmer						
teacher						
pupil						

Progress Check 8

4 Look and write.

These are _____

These are _____

Those are _____

Those are _____



5 Read and underline.

This is my hippo/lion.
 It has a big/small head.
 It has long/short legs.
 It has a big mouth/eyes.
 It has small ears/a mouth.

6 Complete the telephone talk.

- Hello. Can I _____ to Mary, please?
- Hello. Excuse _____, who's this?
- I'm Tom. Do _____ want to go to the zoo?
- When?
- _____ Sunday.
- OK.



Kids' English: учебное издание. 3 класс для школ общ. сред.образ. С. Хан [и другие]. — Ташкент: «Узбекистан», 2020. — С. 80.

ISBN 978-9943-28-334-3

УДК 811.111(075)
ББК 81.2Англ

O'quv nashri

Svetlana Xan, Lutfullo Jo'rayev, Klara Inogamova

Kids' English

Oltinchi nashri

Ta'lim rus tilida olib boriladigan umumiy o'rta ta'lim maktablarining
3-sinfi uchun mashq daftari

(Rus tilida)

Переводчик *Л. Джураев*

Художники: *Б. Зуфаров, И. Йулдашев*

Редакторы: *Н. Нурматова, Ю. Шопен*

Дизайнер и художественный редактор *Х. Кутлуков*

Технические редакторы: *Т. Харитоновна, Л. Хижова*

Корректор *В. Исаева*

Младший редактор *М. Салимова*

Компьютерная верстка *Г. Кулназарова*

Издательская лицензия AI № 158, 14.08.2009.

Подписано в печать 14 мая 2020 года. Формат 70x90¹/₁₆.

Бумага офсетная. Гарнитура «Pragmatica KRKP». Печать офсетная. Кегль 14, 12.

Условно-печатных листов 5,85. Учетно-издательских листов 6,72.

Тираж 71470. Заказ № 20-198.

Издательско-полиграфический творческий дом «УЗБЕКИСТАН»

Агентства информации и массовых коммуникаций

при Администрации Президента Республики Узбекистан

100011, г. Ташкент, ул. Навои, 30.

Телефон: (371) 244-87-55, 244-87-20.

Факс: (371) 244-37-81, 244-38-10.

e-mail: uzbekistan@iptd-uzbekistan.uz

www.iptd-uzbekistan.uz

Kids' English: учебное издание. 3 класс для школ общ. К 40 сред.образ. С. Хан [и другие]. — Ташкент: «Узбекистан», 2020. — С. 80.

ISBN 978-9943-28-334-3

УДК 811.111(075)
ББК 81.2Англ

O'quv nashri

Svetlana Xan, Lutfullo Jo'rayev, Klara Inogamova

Kids' English

Oltinchi nashri

Ta'lim rus tilida olib boriladigan umumiy o'rta ta'lim maktablarining 3-sinfi uchun mashq daftari

(Rus tilida)

Переводчик *Л. Джураев*

Художники: *Б. Зуфаров, И. Йулдашев*

Редакторы: *Н. Нурматова, Ю. Шопен*

Дизайнер и художественный редактор *Х. Кутлуков*

Технические редакторы: *Т. Харитоновна, Л. Хижова*

Корректор *В. Исаева*

Младший редактор *М. Салимова*

Компьютерная верстка *Г. Кулназарова*

Издательская лицензия AI № 158, 14.08.2009.

Подписано в печать 14 мая 2020 года. Формат 70x90¹/₁₆.

Бумага офсетная. Гарнитура «Pragmatica KRKP». Печать офсетная. Кегль 14, 12.

Условно-печатных листов 5,85. Учетно-издательских листов 6,72.

Тираж 6652. Заказ № 20-199.

Издательско-полиграфический творческий дом «УЗБЕКИСТАН»

Агентства информации и массовых коммуникаций

при Администрации Президента Республики Узбекистан

100011, г. Ташкент, ул. Навои, 30.

Телефон: (371) 244-87-55, 244-87-20.

Факс: (371) 244-37-81, 244-38-10.

e-mail: uzbekistan@iptd-uzbekistan.uz

www.iptd-uzbekistan.uz