

# O'ZBEK TILI

## Mashq daftari

*Ta'lim rus va qardosh tillarda olib boriladigan umumiy o'рта ta'lim maktablarining 2-sinfi uchun mashq daftari*

O'zbekiston Respublikasi Xalq ta'limi vazirligi  
nashrga tavsiya etgan

# 2



UO'K 811.512.133(075.3)

KBK 81.2(5O'zb)ya72

O' 16

### Tuzuvchilar:

*Dilafruz Xidoyatova*

*Iroda Bakirova*

*Fayoza Raxmatova*

*Namoz Rasulov*

*Nargisa Yuldasheva*

### Taqrizchilar:

M. Qurbonova – O'zMU jurnalistika fakulteti o'zbek tilshunosligi kafedrasini mudiri, filologiya fanlari doktori, professor.

M. Saparniyazova – Alisher Navoiy nomidagi Toshkent davlat o'zbek tili va adabiyoti universiteti o'zbek tili va adabiyoti fakulteti o'zbek tili kafedrasini dotsenti, filologiya fanlari nomzodi.

G. Kebaituli – Xitoy Xalq Respublikasi Markaziy millatlar universiteti o'zbek tili fani o'qituvchisi.

R. To'laganova – Toshkent shahri Olmazor tumanidagi 191-maktabning o'zbek tili fani o'qituvchisi.

*Respublika maqsadli kitob jamg'armasi mablag'lari hisobidan chop etildi.*

O'zbek tili mashq daftari 2-sinf [Matn] : / D. Xidoyatova [va boshq.]. – Toshkent: Respublika ta'lim markazi, 2021. – 96 b.

Original maket va dizayn konsepsiyasi  
Respublika ta'lim markazi tomonidan ishlandi.

## Shartli belgilar:



– bo'yang



– savollarga javob bering



– o'qing



– e'tibor bering



– yozing




– o'ylang va toping

ISBN 978-9943-7157-4-5

© Respublika ta'lim markazi, 2021

# Assalomu alaykum!





o

B

F

K

Aa



A A

A A

a a

a a

Aa


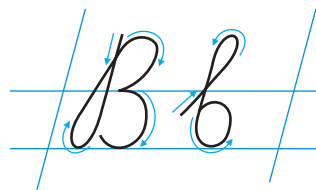
Aa

aa

aa



Bb



B	B				
B	B				
b	b				
b	b				
Bb					
Bb					
Ba					
ab					




o

B

F

K

Dd



D D

D D

d d

d d

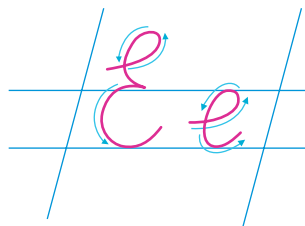
Dd

Dd

Dd

dada

Ee




Handwriting practice grid with blue lines. The first row contains a cursive 'e' followed by a dashed 'e' for tracing. The second row contains a cursive 'e' followed by a dashed 'e'. The third row contains a cursive 'e' followed by a dashed 'e'. The fourth row contains a cursive 'e' followed by a dashed 'e'. The fifth row contains a cursive 'e' followed by a dashed 'e'. The sixth row contains a cursive 'e' followed by a dashed 'e'. The seventh row contains the text 'eb-be'. The eighth row contains the text 'ed-de'.

o

B

F

K



Bu — ... .



Aa			
Bb			

**B** Va alaykum assalom!

**A** Assalomu alaykum!




Salom! Yaxshiman.


Salom! Yaxshimisan?

Xayr. Ko'rishguncha.


Xayr.



Ff

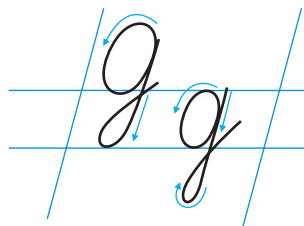


Bu kim?  
Bu nima?



F	F				
F	F				
f	f				
f	f				
Ff					
Ff					
Ff					
f					
f					

Gg



g g

g g

g g

g g

gg

gg

ga

ega

o

B

g

F

K



# Hh



Bu kim? ●

Bu nima? ●

H H

H H

h h

h h


Hh

Hh

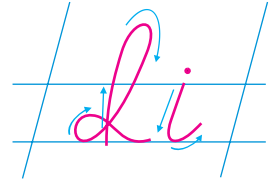
Ha

eh

li



2



Handwriting practice grid with blue lines. The first column contains the following cursive letters and words for tracing:

- Row 1: l l
- Row 2: l l
- Row 3: i i
- Row 4: i i
- Row 5: li
- Row 6: li
- Row 7: li
- Row 8: Behi


o

B

F

K

# Mening oilam




Bu kim?


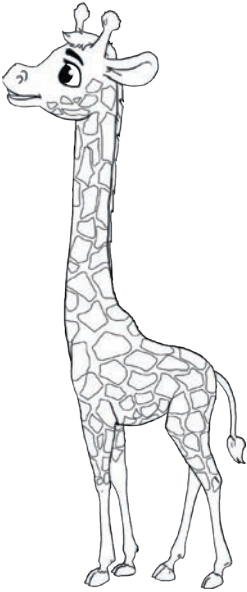




Bu – mening ... .




Jj



Handwriting practice grid with cursive letters 'Jj' and 'ij' written in the first column for tracing.

Kk



K	K			
K	K			
k	k			
k	k			
Kk				
Kk				
ikki				
Aka				

Li



L L

l l

l l

Ll

El

la

fil

dala



Mm



Malika

dala

Akmal

kamalak

Kim?



M M

m m

m m

Mm

kim

Akmal

kamalak

Malika

o

B

z

F

K



## Bizning oila

Bizning oila katta  
\_\_\_\_\_, inoq, albatta.  
Bor buvam, buvijonim –  
Hammaga mehribonim...  
\_\_\_\_\_, onam va opam,  
Yana bor \_\_\_\_\_, ukam.  
O‘zaro hurmatdamiz,  
Oilamiz mustahkam.

*Muhiddin Omon*







# Nn



Kim?



Nima?



Nigina

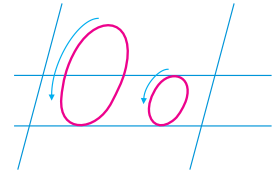


Handwriting practice grid with blue lines and slanted columns. The first column contains the following cursive words:

- N N
- N N
- n n
- n n
- Nn
- non
- delfin
- Nigina



Oo



b	o	d	o	m	o	l	m	a
m	b	a	n	a	n	n	o	k
a	e	d	a	d	a	n	a	k
l	d	a	h	i	l	o	l	a
i	a	o	n	a	o	l	i	m
k	n	i	g	i	n	a	i	n
a	a	k	a	m	o	l	a	h



O O

O O

o o

o o

Oo




ona

oila anor

Odil, olma ol.



Pp



P	P		
P	P		
p	p		
p	p		
Pp	Pp		
ip			
Pilla			
panda			

# Qq



qand

qalam

Qobil



Handwriting practice area with a grid of four horizontal lines and four diagonal slanted lines. The first column contains the following letters and words in cursive script:

- Q Q
- Q Q
- q q
- q q
- Qq
- oq
- qor
- qalroq

o

B



F

K





A large grid of blue lines for handwriting practice, consisting of 10 columns and 10 rows.



-im

**Mening**

-m



o

B

F

K

# Rr

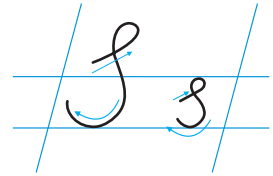
*R r*



Handwriting practice lines on a grid background:

- Row 1: *R R*
- Row 2: *R R*
- Row 3: *r r*
- Row 4: *r r*
- Row 5: *Rr*
- Row 6: *radio*
- Row 7: *anor*
- Row 8: *ari*

Ss



Ss

Rr



S S

S S

s s

s s

Ss

sigir

rasm

rassom


o

B

F

K

Tt



Handwriting practice grid with the following text on the left side:

T T

T T

t t

t t


Tt

ota

toj

tipratikan

Uu



U U			
U U			
u u			
u u			
U u			
uch			
ukki			
tulki			



o

B

F

K

Vv



V V

V V

v v

v v

Vv

varrak

palov

Vatan



Xx

X x



X X

X X

x x

x x

X x

xat

xona

Bashtiyor

o

B


z

F

K









Assalomu alaykum  
Mening ismim \_\_\_\_\_

Assalomu alaykum  
Mening ismim \_\_\_\_\_

Mening yoshim \_\_\_ da  
Men o'quvchiman.

Mening yoshim \_\_\_ da  
Men o'quvchiman.







Aa Bb Ee Dd

A series of blue horizontal lines for handwriting practice, with vertical lines forming columns for each letter.

Ў

В

F


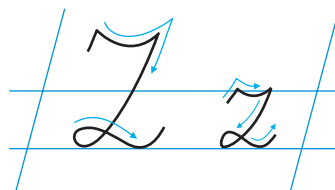
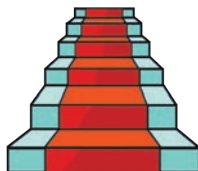
K

Yy



Handwriting practice lines for the letter 'y'. The first row shows two examples of the lowercase letter 'y' written in cursive. The following rows are empty for practice. Below the lines, the words 'yetti', 'yostiq', 'yurak', 'maydon', and 'Yodgor' are written in cursive script.

Zz



Z Z

Z Z

z z

z z

zirak

zebra

Zar qadrini zargar bilar.

o

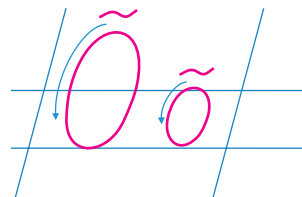
B

F

K



Ō ō



Ō	ō				
Ō	ō				
ō	ō				
ō	ō				
ōt					
tōrt					
ōlka					
Ōzbekiston					

G'g'



g

g

g

g

gani gildirakni gizillatib  
gildiratdi.





# Ranglar



qizil

yashil

ko'k

oq

qora

sariq




qizil olma



ko'k...



oq...



qora...

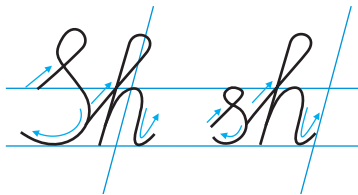


sariq...




yashil...

# Sh sh



*shokolad*



**-lar**



*Sh Sh*

*Sh Sh*

*sh sh*

*sh sh*

*sham*

*shaxmat*

*sharshara*


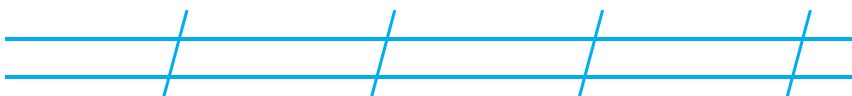

o

B

F

K

Ch ch



Ch

Ch


ch

ch

choy

chelak

ng



ng				
ng				
ming				
teng				
singil				
bodring				

o

B

F

K

# ' tutuq belgisi



o'rik  
g'oz



a'lo  
ta'lim

o'rik, g'oz  
a'lo, ta'lim



Ra'no  
a'lo  
E'ziza  
she'r





Anor,

A large grid of blue lines for handwriting practice, consisting of 10 columns and 10 rows of slanted lines.

o

B

F

K



1



2



4



3



5



*bir*

*ikki*

*uch*

*to'rt*

*bech*

*olti*

*yetti*

*sakkis*

*to'qqiz*


*on*



6



9



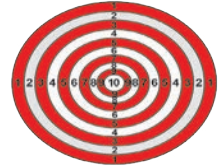
8



7



10



bitta bayroq

ikkita limon

uchta

tört

besh



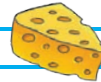
olti

yetti

sakkiz

tōqqiz

ōn





stol + -da



dengiz + -da



aeroport + -da



qalamdon + -da




kasalxona + -da



*Kitob stolda.*

Handwriting practice grid with blue lines and a dashed red line on the left side.



*Mening ismim ... .*

A large area of blue-lined handwriting practice paper with a grid pattern.

o

B

F

K



Bor

Sinfda ... bor.



Yo'q

Sinfda ... yo'q.

*Sinfda doska bor.*

*Sinfda velosiped yo'q.*





qish  
bahor  
yoz  
kuz

o

B

F

K

Sana: \_\_\_\_\_



**Bahor**

**Yoz**

**Kuz**

**Qish**

Bu — { bahor  
yoz  
kuz  
qish } fasli.



Handwriting practice grid with 10 rows and 4 columns.



Bir yilda 4 fasl bor. Bular – bahor, yoz, kuz va qish. Bahor da \_\_\_\_\_ ko'p yog'adi. Mart, aprel, may – \_\_\_\_\_ oylari. \_\_\_\_\_ da \_\_\_\_\_ qizdiradi. Iyun, iyul, avgust – \_\_\_\_\_ oylari. \_\_\_\_\_ da \_\_\_\_\_ bo'ladi. Sentyabr, oktyabr, noyabr – \_\_\_\_\_ oylari. \_\_\_\_\_ da \_\_\_\_\_ yog'adi. Dekabr, yanvar, fevral – \_\_\_\_\_ oylari.

Sana: \_\_\_\_\_



yanvar



iyul



fevral



mart



avgust



sentyabr



oktyabr



aprel



dekabr



noyabr



iyun



may



Yanvar, fevral,

\_\_\_\_\_

\_\_\_\_\_

\_\_\_\_\_

\_\_\_\_\_

\_\_\_\_\_

\_\_\_\_\_

\_\_\_\_\_

\_\_\_\_\_

\_\_\_\_\_

\_\_\_\_\_

Sana: \_\_\_\_\_



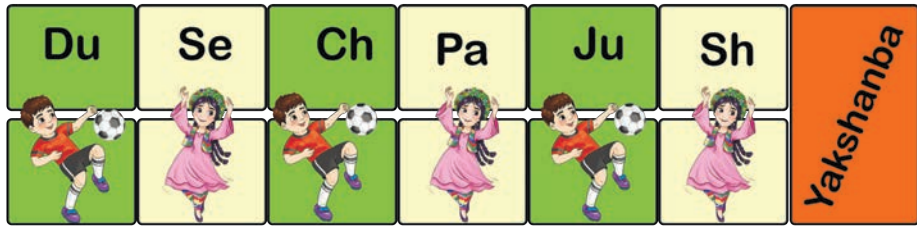
Dushanba,  
Seshanba,  
Chorshanba, payshanba  
Keyin juma va shanba,  
Oxiri – yakshanba.



*Dushanba,*



Sana: \_\_\_\_\_



Men \_\_\_\_\_, \_\_\_\_\_ va \_\_\_\_\_ kunlari futbol to'garagiga boryapman. Singlimning ismi Xadicha. U \_\_\_\_\_, \_\_\_\_\_ va \_\_\_\_\_ kunlari raqs to'garagiga boryapti. \_\_\_\_\_ – oilamizda dam olish kuni.



Sen dushanba kuni qayerga borasan?

Handwriting practice area with a grid of blue lines.

Sana: \_\_\_\_\_



\_\_\_\_\_



\_\_\_\_\_



\_\_\_\_\_



\_\_\_\_\_



\_\_\_\_\_



\_\_\_\_\_



Men, sen,  
\_\_\_\_\_  
\_\_\_\_\_  
\_\_\_\_\_  
\_\_\_\_\_  
\_\_\_\_\_

o

B

F

K

Sana: \_\_\_\_\_



Men



Sen



U

~~o'qimoq~~

+

-yap

man.

san.

ti.



Men yozuyapman.

Sen

U

Men bo'uyap... .

Sen

U

Sana: \_\_\_\_\_



Biz



Siz



Ular

o'qimoq + -yap

miz.

siz.

ti (lar).



Biz ..... yapmiz.

Siz ..... yapsiz.

Ular

Biz eshitmoq

Siz

Ular

Sana: \_\_\_\_\_

**Qani,  
keldik!**




1. *Men yozuyman.*

Handwriting practice area with blue horizontal lines and slanted vertical lines.



Sana: \_\_\_\_\_



**Yetdik!**

o

B


F

K



Sana: \_\_\_\_\_

## Mevali salat uchun:



3 ta olma

Yogimli ishtaha!

Sana: \_\_\_\_\_



*Baq-lajon,*

Handwriting practice grid with blue lines and slanted vertical lines.

Sana: \_\_\_\_\_



Tarvuz katta.



Pomidor kichik.



qovoq



sholg'om



qovun



baqlajon



kartoshka



lavlagi



karam



piyoz

**katta**

**kichik**

*tarvuz*

Sana: \_\_\_\_\_



## O'rmonda

O'rmonda yovvoyi \_\_\_\_\_lar yashaydi.  
Bular – \_\_\_\_\_,  
\_\_\_\_\_, \_\_\_\_\_, \_\_\_\_\_,  
\_\_\_\_\_, \_\_\_\_\_, \_\_\_\_\_.

Yovvoyi hayvonlarni hayvonot bog'ida ham ko'rishimiz mumkin.



Sana: \_\_\_\_\_



## O'rmon qahramonlari

Fil nima qilyapti? ...

U \_\_\_\_\_.



Sher nima qilyapti? ...

U \_\_\_\_\_.

Olmaxon nima qilyapti? ...

U \_\_\_\_\_.

Kenguru nima qilyapti? ...

U \_\_\_\_\_.



	Ha	Yo'q
Sher chaqgon.		●
Kenguru mehribon.		
Olmaxon dono.		
Fil kuchli.		

*Yo'q, sher dono.*

Sana: \_\_\_\_\_



**Yoqadi**

**Yoqmaydi**

	Mushuk	Qo'y	It	Ot	Sigir	Echki	Tovuq
Odina	●		●		●		●
Akbar	●		●	●		●	
Bobo		●	●		●		
Buvi	●			●		●	



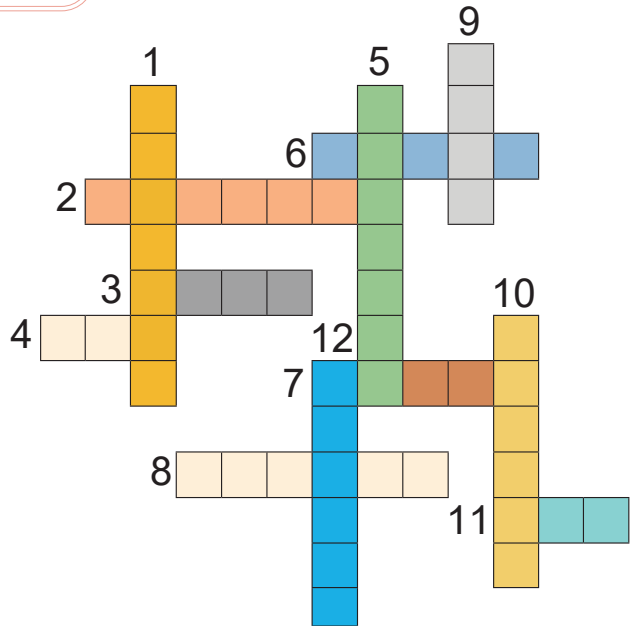
Odinaga mushuk, tovuq yoqadi. It va sigir yoqmaydi. Akbarga \_\_\_\_\_, \_\_\_\_\_ yoqadi. \_\_\_\_\_ va \_\_\_\_\_ yoqmaydi. Boboga \_\_\_\_\_, \_\_\_\_\_ yoqadi. \_\_\_\_\_ yoqmaydi. Buvi-ga \_\_\_\_\_, \_\_\_\_\_ yoqadi. \_\_\_\_\_ yoqmaydi.

Sizga qanday hayvon yoqadi?

Sana: \_\_\_\_\_



1. yo'lbars
2. olmaxon
3. ayiq
4. sher
5. kenguru
6. zebra
7. tulki
8. maymun
9. bo'ri
10. jirafa
11. fil
12. timsoh



### Uy hayvonlari


### Yovvoyi hayvonlar


Sana: \_\_\_\_\_



Tun. Hamma uxlayapti. Lekin tulki va \_\_\_\_\_ uxlamayapti. Chunki ularning qorni och. Ular uy parrandalariga hujum qilishdi. \_\_\_\_\_ lar bezovtalanib, shovqin sola boshlashdi. Chol va kampir bu voqeadan biroz kechroq xabar topishdi. \_\_\_\_\_ va bo'rini quvib yubordi.



*tulki, bo'ri, tovuq, it*



1. Rasmda qanday voqea tasvirlangan?
2. Voqeada qaysi payt aks etgan?
3. It nima qilyapti?
4. Qanday hayvonlar qatnashgan?



Handwriting practice lines consisting of 10 horizontal blue lines and 5 vertical blue lines forming a grid.

Sana: \_\_\_\_\_



\_\_\_\_\_



\_\_\_\_\_

\_\_\_\_\_



\_\_\_\_\_



\_\_\_\_\_



\_\_\_\_\_



\_\_\_\_\_



\_\_\_\_\_

\_\_\_\_\_



Men \_\_\_\_\_ . Men sut, go'sht mahsulotlari, \_\_\_\_\_ va \_\_\_\_\_ saqlayapman. Men esa \_\_\_\_\_ . Men ovqat pishiryapman. Mana bu \_\_\_\_\_ . U suvni qaynatyapti. \_\_\_\_\_ esa bizning do'stlarimiz. Biz insonlarga kerakli yordamchilarmiz.

o



B

F

K



Sana: \_\_\_\_\_



Elektr choynak qayerda? *Elektr choynak stol ustida.*  
 Changyutkich qayerda? \_\_\_\_\_

Mevalar qayerda? \_\_\_\_\_

! Kir yuvish mashinasi qayerda? \_\_\_\_\_

T	h	r	h	x	d	a	z	m	o	l	l	s	d
E	r	m	u	z	l	a	t	k	i	ch	c	d	t
l	k	j	h	g	t	e	l	e	v	i	z	o	r
f	t	e	u	j	h	n	o	e	l	e	k	t	r
ch	o	y	n	a	k	s	r	m	d	g	u	b	n
g	e	r	t	y	u	i	o	p	a	s	g	a	z
p	l	i	t	a	s	i	g	f	d	s	a	r	r
a	d	f	ch	a	ng	y	u	t	k	i	ch	s	y

Sana: \_\_\_\_\_



Bu – bizning \_\_\_\_\_. Oshxonamiz-  
da \_\_\_\_\_, \_\_\_\_\_, \_\_\_\_\_,  
\_\_\_\_\_ bor.  
Onam \_\_\_\_\_ oldida. Ular osh  
pishiryaptilar. Men onamga yordam beryapman.  
Ukam Anvar \_\_\_\_\_ ko‘ryapti.



1. Oshxonada nimalar bor? \_\_\_\_\_  
\_\_\_\_\_
2. Ona qayerda turibdi? U nima qilyapti? \_\_\_\_\_  
\_\_\_\_\_
3. Anvar qayerda? \_\_\_\_\_  
\_\_\_\_\_
4. Anvar nima qilyapti? \_\_\_\_\_  
\_\_\_\_\_

Sana: \_\_\_\_\_



**MUMKIN EMAS**



**MUMKIN**



*mumkin*



Sana: \_\_\_\_\_



- A. \_\_\_\_\_
- B. \_\_\_\_\_
- D. \_\_\_\_\_
- E. \_\_\_\_\_

o

B

F

K



Sana: \_\_\_\_\_



Akmal \_\_\_\_\_ da qushni rasmga  
 olyapti. Uning onasi \_\_\_\_\_ da gap-  
 lashyapti. Nigora va Nodira favvora yonida  
 \_\_\_\_\_ da kitob o'qiyaptilar. Farrux  
 \_\_\_\_\_ da dars tayyorlayapti. Feruza  
 \_\_\_\_\_ da musiqa tinglayapti.



Sana: \_\_\_\_\_



Biz texnika do'konidamiz. Bu yerda \_\_\_\_\_,  
 \_\_\_\_\_, \_\_\_\_\_, \_\_\_\_\_,  
 \_\_\_\_\_ va \_\_\_\_\_ lar sotiladi. Dadam  
 kompyuter tanlayaptilar. Men \_\_\_\_\_ ko'r-  
 yapman.

– Dada menga bu soat yoqdi. U qadamlarni sanaydi.

– Zo'r soat ekan-ku!

– Ha, uning nomi ham “\_\_\_\_\_ soat”!

Dadajon, olib berasizmi?

– Yaxshi o'qiganing uchun olib beraman.

– Rahmat, dadajon.

Sana: \_\_\_\_\_



Birinchi \_\_\_\_\_ 5 qavatli uy kattali-  
gida bo'lgan. Hozirgi kompyuterlar qulay. Birinchi  
\_\_\_\_\_ 100 yil avval yaratilgan. Hozirgi  
mobil telefonlarning vazifalari ko'p. Ilk telefon  
quti shaklida bo'lgan. U \_\_\_\_\_  
150 yil oldin ixtiro qilingan. Bu qurilmaning haj-  
mi katta xonaga teng bo'lgan.

Raqamli fotoapparat esa lavhalarini surat-  
ga oladi. Eng qizig'i, zamonaviy telefon –  
\_\_\_\_\_ va \_\_\_\_\_ vazi-  
fasini bajaryapti.



Handwriting practice lines consisting of a grid of blue lines.

Sana: \_\_\_\_\_



Handwriting practice lines consisting of a grid of blue lines.



Sana: \_\_\_\_\_




\_\_\_\_\_



\_\_\_\_\_



\_\_\_\_\_



\_\_\_\_\_

Sana: \_\_\_\_\_



1. Chum-chum \_\_\_\_\_  
Chumolining \_\_\_\_\_

2. Men futbolga bor \_\_\_\_\_ .

3. \_\_\_\_\_, \_\_\_\_\_, \_\_\_\_\_,  
\_\_\_\_\_, juma, \_\_\_\_\_, \_\_\_\_\_ –

hafta kunlari.

4. Bir yilda \_\_\_\_\_ fasl bor.

5. Mening yoshim \_\_\_\_\_ .

6. **8** \_\_\_\_\_ va **9** \_\_\_\_\_

raqamlarini so‘z bilan yozing.

7. “Tubsiz dengiz”, – \_\_\_\_\_,  
\_\_\_\_\_ dedingizmi?



asal

nrao,  
2413

beih,  
1243

qoraby,  
654213

Laas,  
4132

sasah,  
32451

faijra,  
542136

mdozla  
415362



Sana: \_\_\_\_\_



1. Ulug'bek necha yoshda? \_\_\_\_\_  
\_\_\_\_\_. Uning ixtirosi – \_\_\_\_\_.

2. Mitchel necha yoshda? \_\_\_\_\_  
\_\_\_\_\_. Uning ixtirosi – \_\_\_\_\_.

3. Aleks necha yoshda? \_\_\_\_\_  
\_\_\_\_\_. Uning ixtirosi – \_\_\_\_\_.

4. Siz qaysi ixtirochilarni bilasiz? \_\_\_\_\_  
\_\_\_\_\_.

Sana: \_\_\_\_\_



Boba bog'dan chiqyapti.

Sana: \_\_\_\_\_



Bog'bon

O'quvchi



Xaridor  
Delfin  
Quyov



qayerdan  
chiqyapti?

bog'cha



in  
do'kon  
dengiz  
o'rmon

-dan  
chiqyapti.

*Nigina bog'chadan chiqyapti.*

Handwriting practice grid with blue lines and a dashed red line on the left side.

radiomenfotoapparatvaflesh  
vi tkichkelyapmiz  
shimtelevizorkutubx  
onadanso



Blank handwriting practice lines.



Ulug'bek Saidov \_\_\_\_\_dagi  
46-maktab o'quvchisi. Uning yoshi \_\_\_\_\_  
da. \_\_\_\_\_ – ixtirochi bola. U \_\_\_\_\_  
\_\_\_\_\_ kepka, o'zgacha changyut-  
kich va elektron cho'tkani ixtiro qilgan.



Siz nimani ixtiro qilmoqchisiz?

Blank handwriting practice lines.

Sana: \_\_\_\_\_

## Qo'lbola "ratsiya"



– Salom. Yaxshimisan?

–

– Bu – men ...

–

–

–

–



**1.** Berilgan soʻzlar ishtirokida matn tuzing.

Kuzda, olma, bozor, bogʻbon, mevalar, savatga, teryapmiz.

**2.** Berilgan soʻzlarga mazmunan mos juftni belgilang.

① olma, ② qizil, ③ it, ④ yanvar, ⑤ ustida, ⑥ maktab, ⑦ gʻoz, ⑧ yoʻlbars, ⑨ fotoapparat, ⑩ sakkiz, ⑪ bobo, ⑫ shamol.

① behi, ○ sariq, ○ tovuq, ○ fil, ○ mushuk, ○ telefon, ○ dekabr, ○ yetti, ○ tagida, ○ ota, ○ bogʻcha, ○ yomgʻir.



**3.** Ranglarda predmetlarni birlashtirib chiqing.

qand      [ ]      tuxum      [ ]      [ ]

[ ]      oq      [ ]      [ ]      qizil      gul

[ ]      [ ]      olcha      [ ]



#### 4. Gaplarni to'ldiring.



- 1) Men darsga ketyap... .
- 2) Uchta bola o'ynayap... .
- 3) Menda ... bor.
- 4) Samolyot (qayerda?) uchyapti.
- 5) Bu kishi mening ota... .

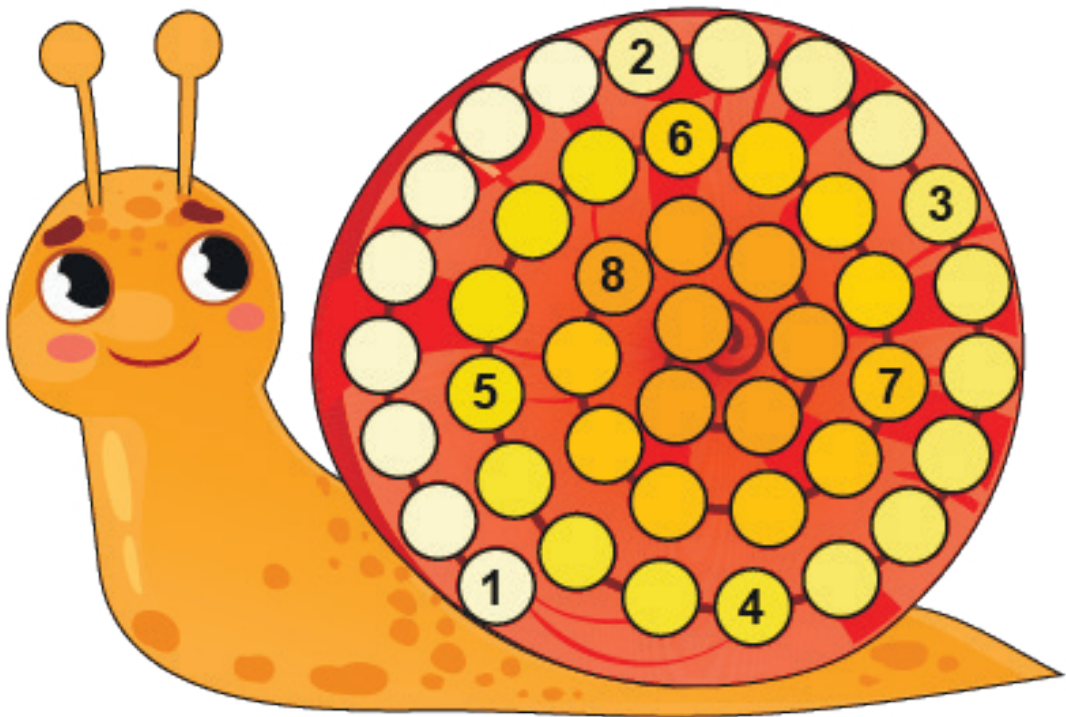
Blank handwriting practice lines consisting of horizontal blue lines and slanted vertical blue lines forming a grid.



#### 5. Chaynvord

1. Usti tosh, osti tosh,  
O'rtasida jondor bosh.
2. Teg-teg, desam – tegmaydi.  
Tegma, desam – tegadi.
3. Qat-qat qatlama,  
Aqling bo'lsa tashlama.

4. Aka-uka yashaydi,  
Bir-birini ko'rmaydi.
5. Suvda cho'kmaydi,  
O'tda yonmaydi.
6. Gulsiz bo'lar mevasi,  
Shirin-shakar donasi.
7. Qat-qat to'nli,  
Qarich bo'yli.
8. Tap-tap etadi,  
Ursam uchib ketadi.







**7.** k harfi bilan tugaydigan soʻzlarni toping va tarjimasini ona tilingizda yozing.

		k					
			k				
				k			
					k		
						k	



**8.** Seshanba kuni raqs toʻgaragiga bordim. Bugun chorshanba. Suzishga boraman. Ertaga dam olaman.

Men qaysi kuni dam olaman?

Handwriting practice lines consisting of a grid of blue lines.

o

B

F

K

O‘zbek tili mashq daftari 2-sinf [Matn]: mashq daftari /D.Xidoyatova [va boshq.]. – Toshkent: Respublika ta‘lim markazi, 2021. – 96 b.

ISBN 978-9943-7157-4-5

UO‘K 811.512.133(075.3)  
КБК 81.2(5O‘zb)ya72

*O‘quv nashri*

# O‘ZBEK TILI

*Ta‘lim rus va qardosh tillarda olib boriladigan umumiy o‘rta ta‘lim maktablarining 2-sinfi uchun mashq daftari*

Rassom ***Ixvoldin Salohitdinov***

Muharrir *Orifjon Madvaliyev*

Badiiy muharrir *Sarvar Farmonov*

Texnik muharrir *Akmal Sulaymonov*

Dizayner *Dilmurod Mulla-Axunov*

Sahifalovchi *Feruza Hasanova*

Bosishga 07.06.2021-yilda ruxsat etildi. Bichimi 70x90 1/16.

Arial garniturası. Kegli 18 shponli. Ofset bosma.

Shartli bosma tabog‘i 7,02. Nashriyot-hisob tabog‘i 8,22.

Adadi 608 220 nusxa. Buyurtma № \_\_\_\_.

“O‘zbekiston” MCHJ nashriyot-matbaa ijodiy uyida chop etildi.

100011. Toshkent, Navoiy ko‘chasi, 30.

Telefon: (371) 244-87-55, 244-87-20.

Faks: (371) 244-37-81, 244-38-10.

e-mail: [uzbekistan@iptd-uzbekistan.uz](mailto:uzbekistan@iptd-uzbekistan.uz)

[www.iptd-uzbekistan.uz](http://www.iptd-uzbekistan.uz)



O'ZBEKISTON RESPUBLIKASI  
XALQ TA'LIMI VAZIRLIGI



\_\_\_\_-maktabning 2-"\_\_" sinf o'quvchisi





o'zbek tili fanidan alifbo va imlo  
savodxonligini o'zlashtirgani uchun



**SERTIFIKAT**



bilan taqdirlanadi.



O'zbek tili fani o'qituvchisi \_\_\_\_\_

