

X.R. SANAKULOV, D.P. XODIYEVA, A.R. SANAKULOVA

TEKNOLOGIYA

Umumiy o'rtta ta'lim maktablarining
2-sinfi uchun darslik

*O'zbekiston Respublikasi Xalq ta'limi
vazirligi tasdiqlagan*

To'ldirilgan ikkinchi nashr



«SHARQ» NASHRIYOT-MATBAA
AKSIYADORLIK kompaniyasi
BOSH TAHRIRIYATI
TOSHKENT – 2018

UO'K: 372.831(075)

KBK 74.263

S–30

Shartli belgilar:

-  – topshiriq
-  – savol
-  – eslatma
-  – maqollar
-  – kasblar haqida ma'lumot
-  – uyda bajaring

S–30 **Sanakulov, X.** va boshq.

Texnologiya: 2-sinf uchun darslik / X.R. Sanakulov, D.P. Xodiyeva, A.R. Sanakulova. – T.: «Sharq», 2018. – 80 b.

I. 1,2. Muallifdosh.

ISBN 978-9943-26-800-5

UO'K: 372.831(075)

KBK 74.263

**Respublika maqsadli kitob jamg'armasi mablag'lari
hisobidan chop etildi.**

ISBN 978-9943-26-800-5

© X. Sanakulov, D. Xodiyeva, A. Sanakulova.

© «SHARQ» NMAK Bosh tahririyati, 2016, 2018.

KIRISH



Aziz o‘quvchi!

Siz ushbu darslik yordamida turli amaliy topshiriqlarni bajarishni o‘rganasiz.

Darslikda rangli qog‘ozdan har xil gullar, maketlar, tabriknomalar, turli ko‘rinishdagi o‘yinchoqlar, parranda va jonivorlar shaklini yasash, gazlamalardan ajoyib buyumlar tayyorlash usullari o‘rgatiladi. Ayni paytda applikatsiya va mozaika usulida ishlash va boshqa turli qo‘l ishlarini bajarish jarayonlari ham ko‘rsatib berilgan.

Texnologiya darslarida berilgan amaliy ishlarni bosqichli bajarish bilan birga mavzudagi savol va topshiriqlarga to‘liq javob berishingiz, ishni sifatli bajarishingiz hamda xavfsizlik qoidalariga rioya qilishingiz lozim.

Aziz o‘quvchilar, atrofingizdagi sizni hayratga solayotgan barcha ezgu ishlar inson mehnati mahsulidir.

Shuningdek, turli kasb egalari va kasb-hunarga oid ma‘lumotlar bilan ham tanishasiz.

Unutmang, kelajakda o‘zingiz tanlagan kasb-hunarning mohir ustasi bo‘lishingizda ushbu darslik sizga yaqin ko‘makdosh bo‘ladi.

TEXNOLOGIYA DARSIDA BAJARILADIGAN ISHLARDAN NAMUNALAR





TEXNOLOGIYA DARSIDA XAVFSIZLIK QOIDALARI



Aziz o'quvchilar, texnologiya fani bevosita amaliy mashg'ulotlar orqali o'rganilgani bois, xavfsizlik qoidalariga amal qilishingiz talab etiladi.

XAVFSIZLIK QOIDALARI

1. Har bir o'quvchi faqat o'z ish joyida ishlashi lozim.

2. Agarda ish jamoa tarzida bajariladigan bo'lsa, o'quvchilar o'zlari uchun belgilab berilgan majburiyatlarini yaxshi bilishlari zarur.

3. Ish faqat o'qituvchining ruxsati bilan boshlanadi.

4. Ishni boshlashdan oldin, ish joyingizni tayyorlang, ish qurollarini to'g'ri va qulay joylashtiring: o'ng qo'l bilan ushlanadigan anjomlarni o'ng tomonga (qaychi, qalam, o'chirg'ich va hokazo), chap qo'l bilan ushlanadiganlari (qog'oz, yelim va boshqalar)ni

chap tomonga qo‘ying. Sanchiladigan, kesadigan anjomlarni hech qachon ikkita ish quroli orasiga qo‘ymang. Ularni doimo o‘z joyida, tartibli saqlang. Ish qurollarini o‘rinsiz ishlatmang.

5. Har doim ish joyingizni saranjom saqlang.

6. O‘tmas yoki yaroqsiz ish anjomlari bilan ishlamang.

7. Ish anjomlaridan foydalanganda, uni o‘qituvchi ko‘rsatganidek ushlang.

8. Ish anjomlarini asrang, ularni o‘z o‘rnida ishlating, foydalangandan so‘ng tozalab – yuvib, artib qo‘ying.

9. Belgilangan ishni yaxshiroq, chiroyliroq, tartibli bajarishga harakat qiling.

10. Dars davomida yaroqsiz holatga kelgan ish anjomlari to‘g‘risida o‘qituvchingizni xabardor qiling.

11. Ishni tugatishingiz bilan ish o‘rningizni tezda tozalab, tartibli qilib qo‘ying.

ISH QUROLLARIDAN FOYDALANISH QOIDALARI

QAYCHIDAN FOYDALANISH QOIDALARI

1. Qaychini belgilangan joyda, belgilangan holatda saqlang.
2. Qaychining uchini yuqoriga qaratib ushlamang.
3. Qaychini ishlatib bo'lgandan so'ng ochiq holda qoldirmang.
4. Qaychini yurib turganingizda ishlatmang.
5. Qaychini faqat yopilgan holda uchidan ushlab o'rtog'ingizga uzating.
6. Qaychini ishlatayotganda qirqish chizig'i yo'nalishini hamda materialni ushlab turgan chap qo'l barmoqlarini kuzatib turing.
7. Yaroqsiz qaychini ishlatmang, uni o'qituvchingizga topshiring.

BIGIZDAN FOYDALANISH QOIDALARI

1. Avvalo bigiz bilan ishlaganingizda ushtozingiz yoki ota-onangiz ko'magiga tayaning.
2. Bigizni o'rinsiz ishlatmang.

3. Sirti silliq va sirpanchiq bo'lgan qattiq buyumlarni bigiz bilan teshmang.

4. Teshiladigan buyumni qo'lingizda ushla-mang, uni stol, taglik ustiga qo'yib teshing.

PICHOQ BILAN ISHLASH QOIDALARI

1. Kanselyariya pichog'idan o'qituvchingiz yordamida foydalaning.

2. Kanselyariya pichog'ini o'qituvchi ko'r-satganidek ishlating, kesayotganda qattiq bosmang.

IGNA BILAN ISHLASH QOIDALARI

1. Ignani ishlatib bo'lgach, maxsus yostiq-chaga sanchib qo'ying.

2. Ignani hech qachon og'zingizga sol-mang.

3. Ortiqcha ignalarni maxsus igna idishda saqlang.

4. Ishdan oldin va ishdan keyin ignalarni sanab ko'ring, yetishmagan ignalarni, albat-ta, toping.

TABIY URUG'LARDAN APPLIKATSIYA USULIDA NAQSH TUZISH



Poliz ekinlarining urug'laridan foydalanishdan oldin ularni yaxshilab tozalash va quritib olish kerak.



qovoq



qovun



tarvuz



Urug'larni yelimlashdan oldin naqsh shaklini chizib oling.




1




2




3



1



2


 Kartonni ishga tayyorlang va to'g'ri chiziqlar chizing. Unga urug'lardan naqshlar soling.



3



4

 Sabzavot va meva turlarini sanab bering.

!

Bu naqshlarni mustaqil yasang.



?

Naqshlarni tuzishda qaysi tabiiy urug'lardan foydalanilgan?





URUG'LARDAN KUZGI GULLAR SHAKLINI YASASH



Gulchilik bilan shug'ullanuvchilar nozik didli va nafosatli qalb sohiblari sanaladi. Chunki ular bir-biridan chiroyli, turli-tuman gullar yetishtirib, barchaning dilini xushnud etadilar.



1



2



3



Gul nimaning urug'idan tayyorlangan?



Urug'larni avval bo'yab, qurigan-dan so'ng tasvirlarga ketma-ket yelimlab chiqing.





TABIY MATERIALLARDAN HAYVONLAR SHAKLINI YASASH



Kerakli materiallarni tayyorlab oling.



1



2




3



4

14



Namunada ko'rsatilgan xo'roz shaklini mustaqil yasang.





Mustaqil bajarib ko'ring.



Barglarning rangini to'g'ri tanlang.



PARRANDA SHAKLINI YASASH



1



2

! Barglarning rangini to'g'ri tanlang.



3




4



5



? Qanday uy parrandalarini bilasiz?

 Tabiiy va turli materiallardan foydalanib, mustaqil yasab ko'ring.



1



2



3



 Parrandalar to'g'risida ma'lumot to'plang.



4



«TABIAT MANZARASI»NI TAYYORLASH



! Daraxt shaklini chizib oling, sabzavot va meva urug'larini ketma-ketlikda yelimlab chiqing.





BOG‘BON VALI

Bog‘bon bo‘lishga
Ahd qildi Vali,
«Ko‘chatlar ekin
Bahor mahali»
So‘zini oqlab
Ko‘chatlar ekdi.

Ko‘chatlar ko‘klab,
Qaddini tutdi.
Yoz o‘tdi, Vali
Ketdi qayoqqa?
Ko‘chat aylandi
Quruq tayoqqa.

Dildora Tojiyeva



TUXUM PO'CHOQLARIDAN HAJMDOR O'YINCHOQLAR YASASH



Ota-onangiz, aka-opangiz yordamida bajaring.



Tuxumni o'yinchoq yasashga tayyorlang.



Tuxumni ehtiyotlik bilan igna yordamida teshib oling.



Tuxumning ichidagi suyuqlikni puflash orqali toza idishga bo'shatib oling.



4




5

! Tozalangan tuxum po'chog'ini iliq suvga chayib oling va quriting.



6



? Tuxum po'chog'idan nimalar yasay olasiz?


🏠 Mustaqil yasang.



1-nazorat ishi

Turli materialdan naqsh tuzing



 Gilamdo'z kasbi haqida ma'lumot to'plang.



PLASTILINDAN KOMPOZITSIYA TUZISH




1



2



3

 Kompozitsiya detallarini bosqich-
ma-bosqich tayyorlab oling.



4



5



6



7



8



Xonqizi kompozitsiyasini tuzing.



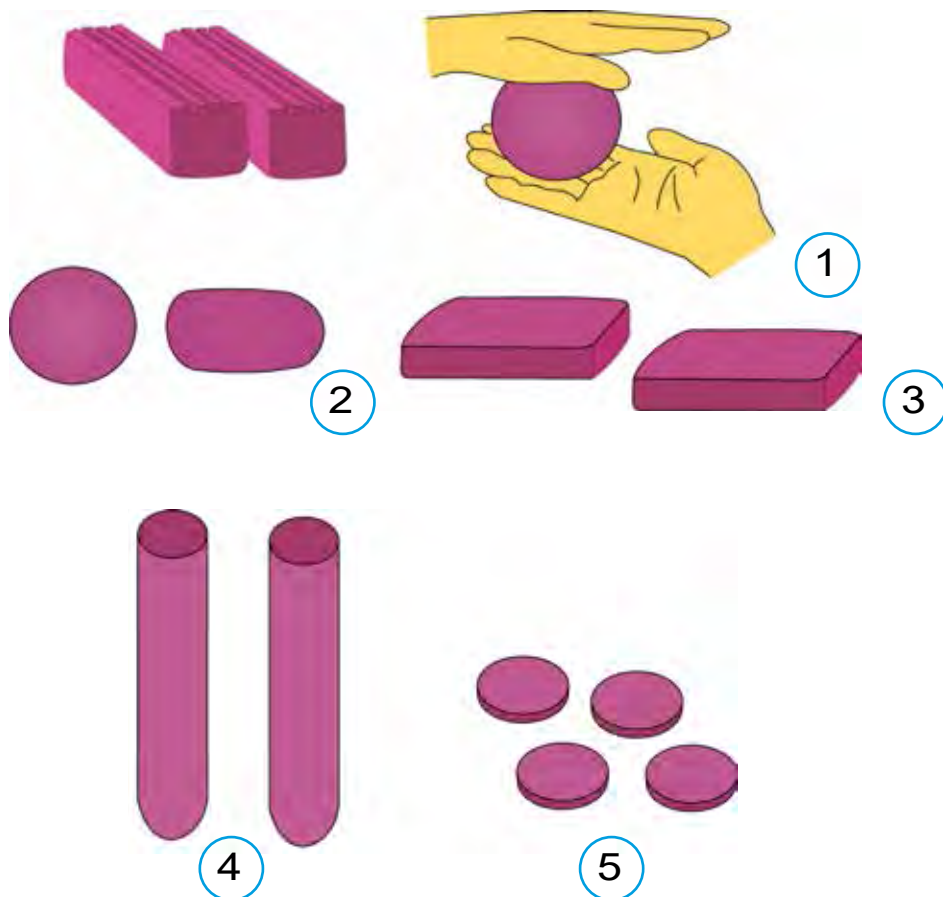
25



Mustaqil yasab ko'ring.



PLASTILINDAN UY JIHOZLARINI YASANG



?

Uy jihozlarini yasaydigan kasb ega-sini bilasizmi?




Hunar, hunardan rizqing unar.



6



7



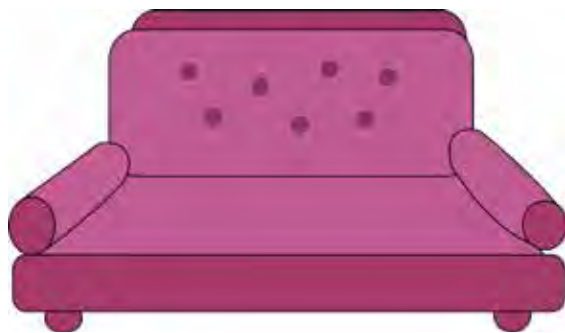
8



Hunaring bo'lsa qo'lingda,
Non topilar yo'lingda.



Ish quroling soz bo'lsa,
Mashaqqating oz bo'lur.



Mustaqil yasab ko'ring.




Yana qanday uy jihozlarini
yasashni bilasiz?



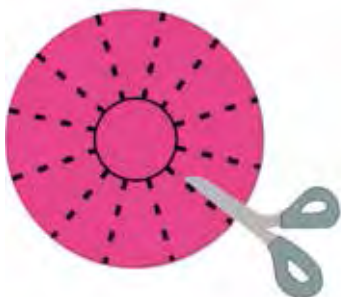
TURLI QOG'OZLARDAN NILUFAR GULINI QURISH- YASASH



1



2



3




4



5

30



! Nilufar guli gulbarglari o'lchamlari ketma-ketligini to'g'ri joylashtiring.



 **Mustaqil yasab ko'ring.**




1




2



3



4



5



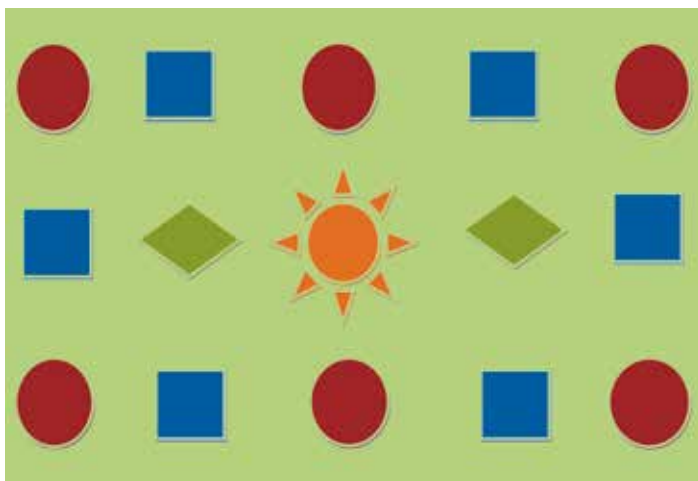
6




32



QOG'OZDAN APPLIKATSIYA USULIDA NAQSH TUZISH




Ranglarni to'g'ri tanlang.



**11-12-
darslar**

**MOZAIKA USULIDA
HAYVON SHAKLINI YASASH**




! Qog'ozni qo'lda yirtish usulida maydalang.
Oq qog'ozga hayvon shaklini chizing.



3




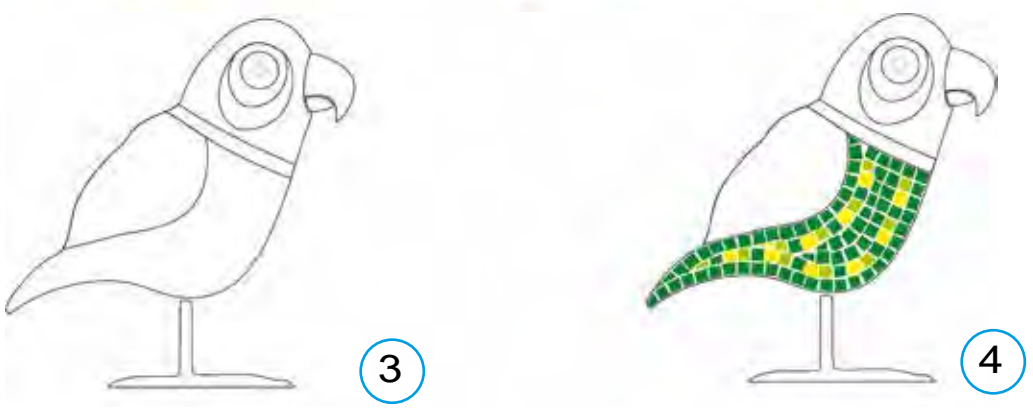
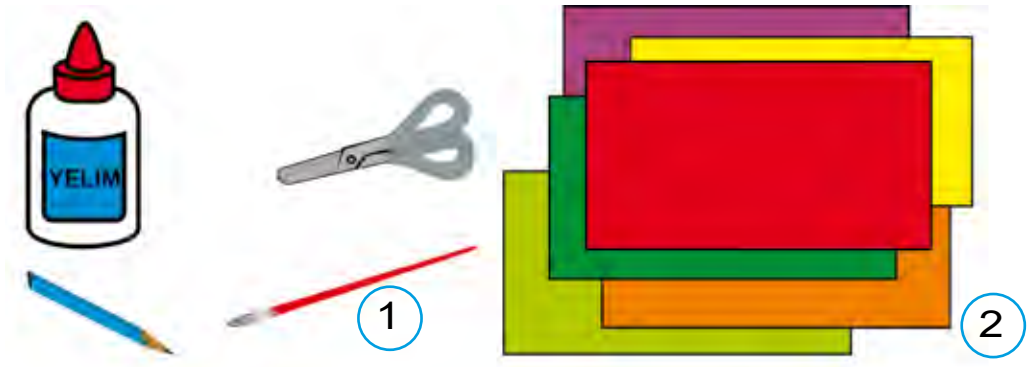
4

 Shakl qismlariga yelim surting.
Rangli qog'oz bo'laklarini tanlab,
ketma-ketlikda yopishtiring.



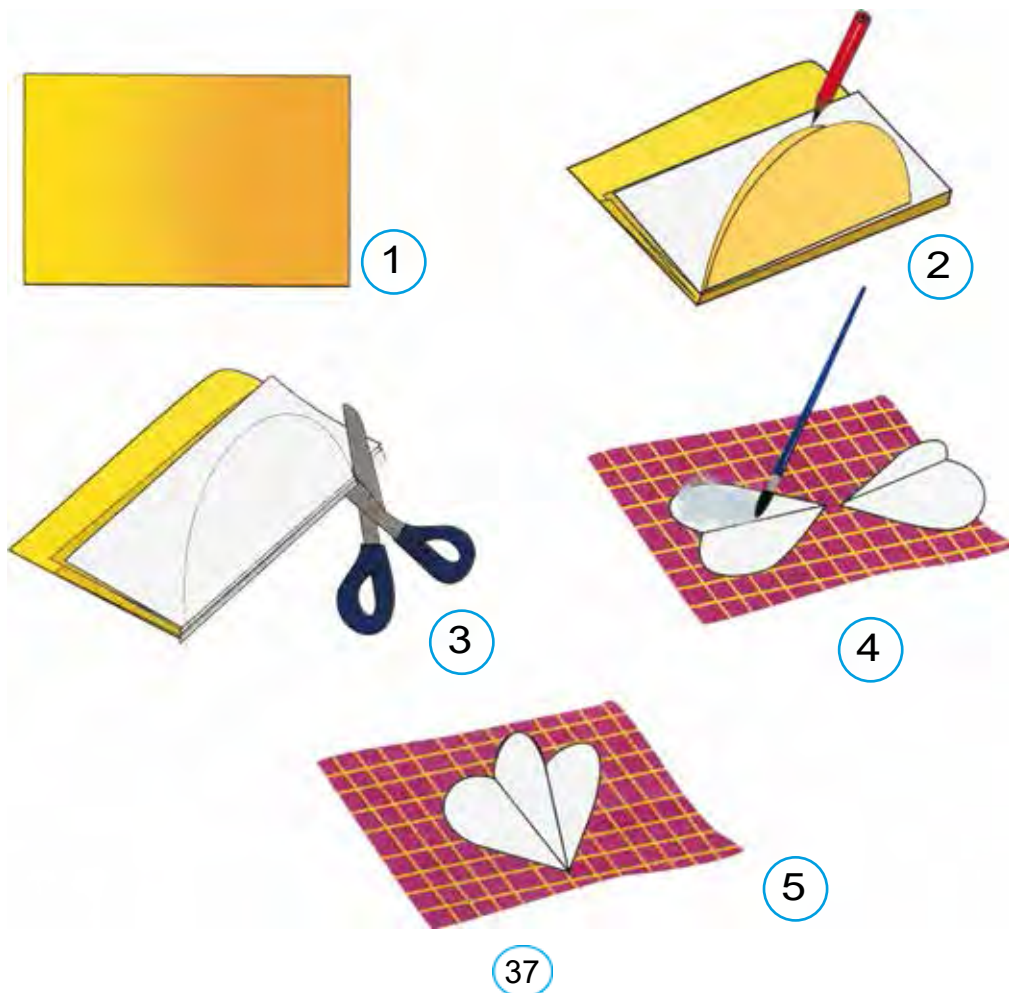
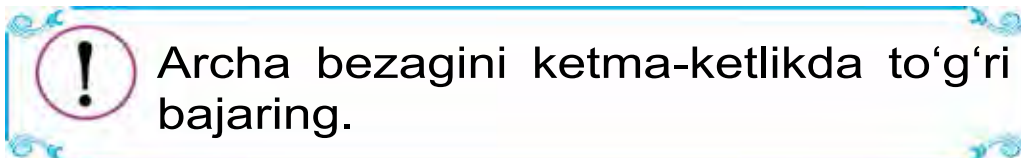
 Qush shaklini mustaqil yasang.

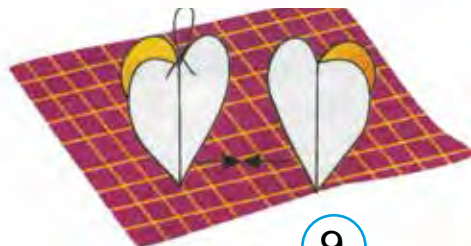
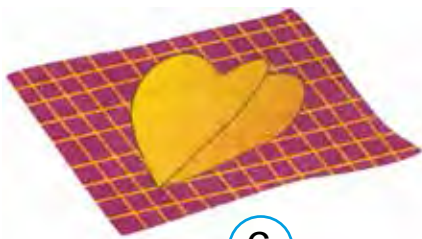
 Mozaika usulida qush shaklini yasash.





RANGLI QOG‘OZLARDAN ARCHA BEZAKLARINI YASASH



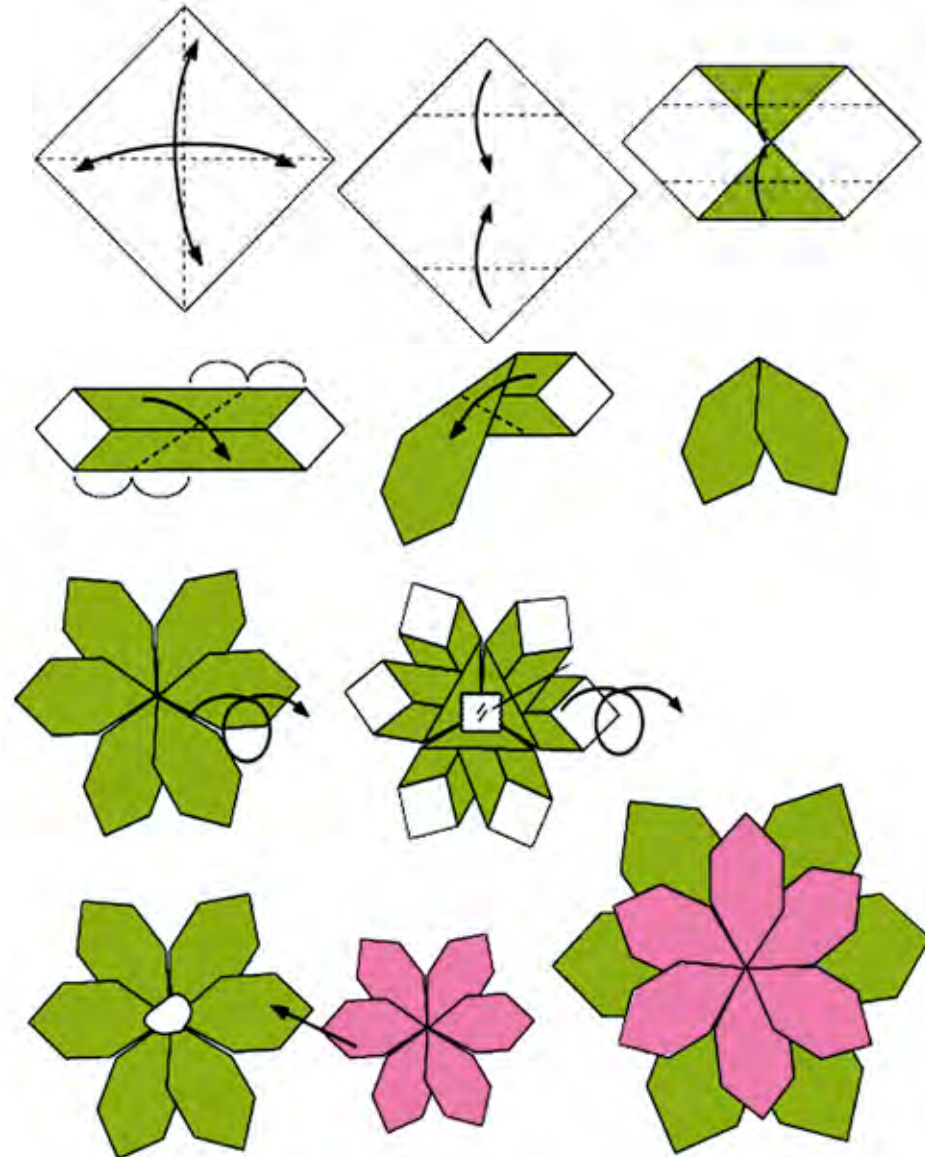


 Uyingizdagi archani o'zingiz bezatishga harakat qiling.




2-nazorat ishi

! Turli rangli qog'ozlardan buklash usulida gul shaklini yasang.





RANGLI QOG'OZDAN QUSH SHAKLINI YASASH

 Qog'ozni buklash va qirqish usulida qush shaklini yasang.



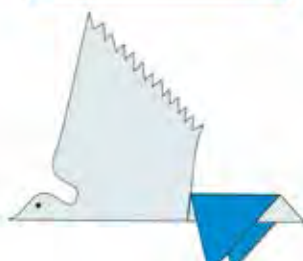
1



2




3



4




 Qushning dum qismidagi rangli uch-burchakni past tomonga tortsangiz, qush qanotlari harakatga keladi.

40



Buklash usulida yasab ko'ring.



Oqqush haqida qanday ertak bilasiz?

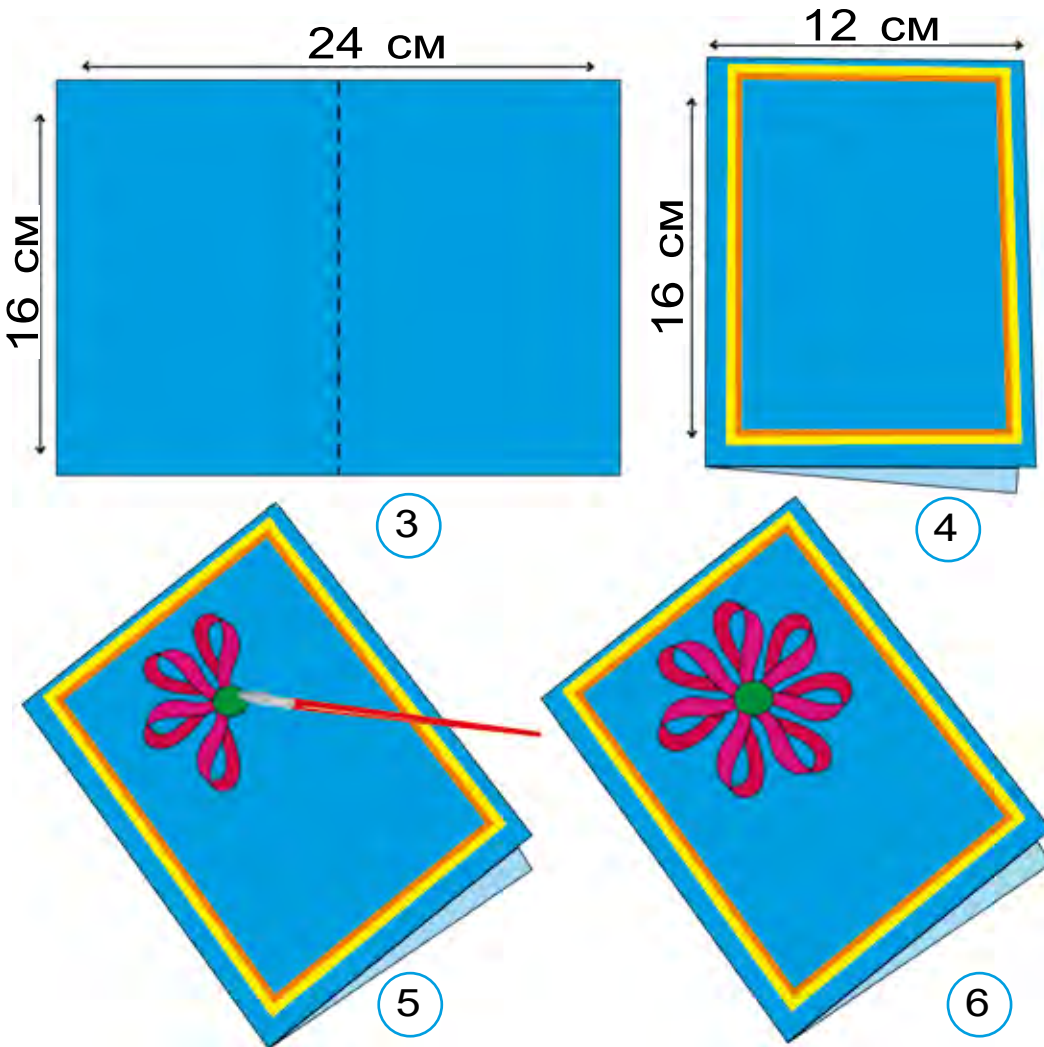


APLIKATSIYA USULIDA TABRIKNOMA TAYYORLASH


 Kerakli ish jihozlarini tayyorlab oling.




? Yil fasllarida qanday bayramlar nishonlanadi?



! Bayramlarga atalgan she'r ayting.

 Onajoningizga dil izhoringizni bayon qilishni unutmang!



 Bahor faslida qanday taomlar tayyorlanadi?



MOZAIKA USULIDA ERTAK QAHRAMONLARINI YASASH



Olma urug'i



Qovoq urug'i



Tarvuz urug'i

Poliz ekinlari urug'laridan xo'rozni birgalikda yasaymiz!





2



3

 Urug'larni tartib bilan joylashtiring.



4



5



6



Qog'oz va urug'lardan foydalanib mustaqil bajarib ko'ring.

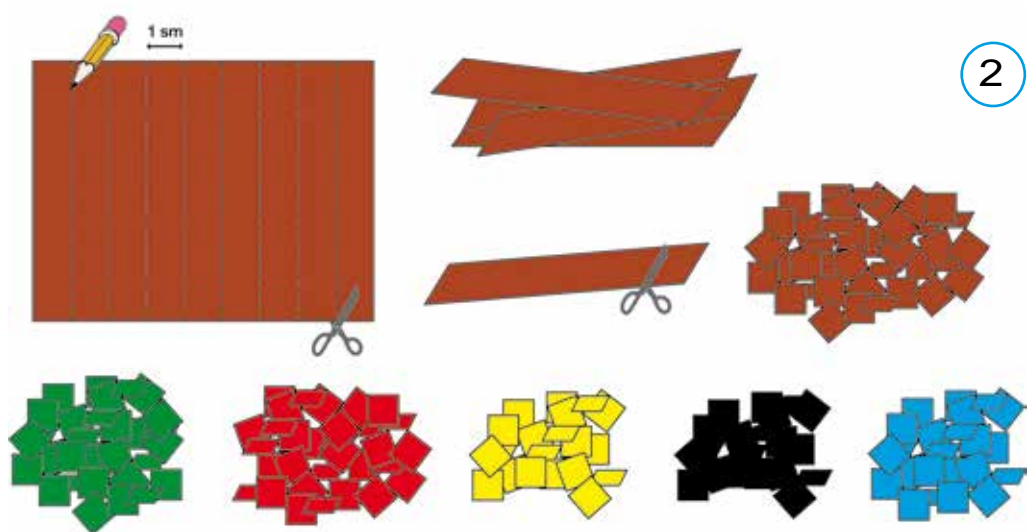


47



1

! Ayiqchaga mos qog'oz bo'laklarini tayyorlab oling.



2



Mozaika ishini tartibli bajaring.



3



4



Ayiq nimani sevib iste'mol qiladi?



5




6

49



HUNARMAND USTALAR. PLASTILINDAN O'YINCHOQLAR YASASH

 Hunarmandchilik azal-azaldan shakllanib kelgan.

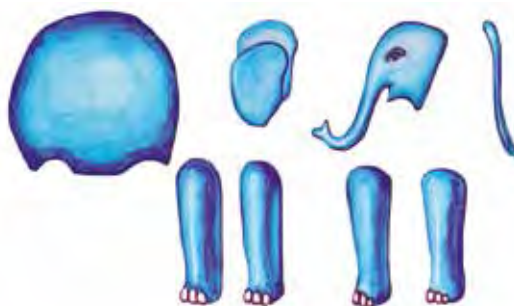
Hunarmandchilik qo'l mehnati bilan mahsulotlar tayyorlaydigan kasblarning umumiy nomi.

Samarqand, Buxoro, Xiva, Qo'qon kabi shaharlarda hunarmandchilikning dastlabki sopol buyumlar yaratish va to'qimachilik turlari vujudga kelgan.

Kulolchilik, gilamdo'zlik, zargarlik va boshqa hunarmandchilik turlari mavjud.



1



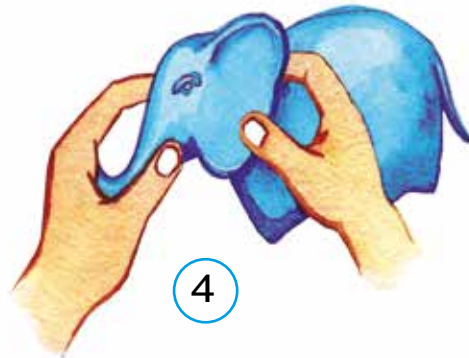
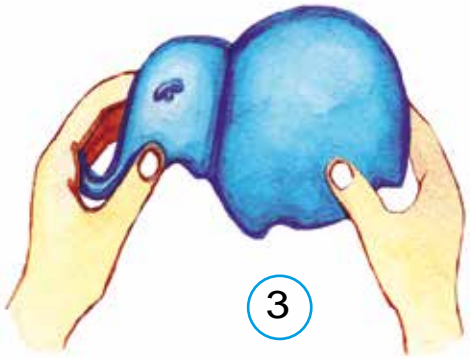


2

 Plastilinga to'g'ri ishlov bering.

?

Fillar haqida nimalar bilasiz?

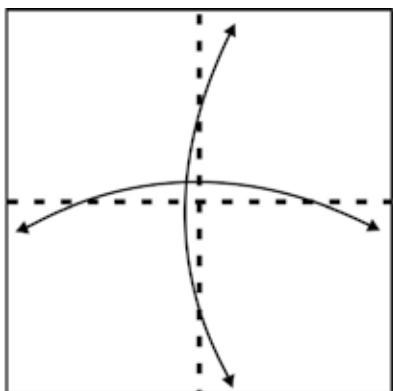


?

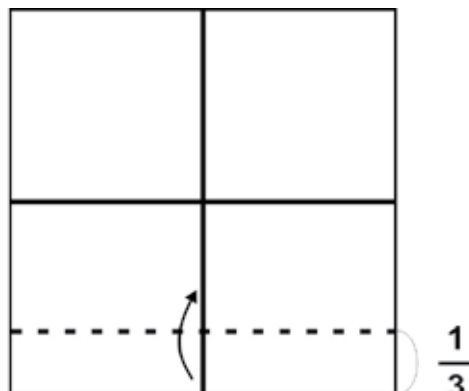
Fillar qanday o'lkalarda yashaydi?



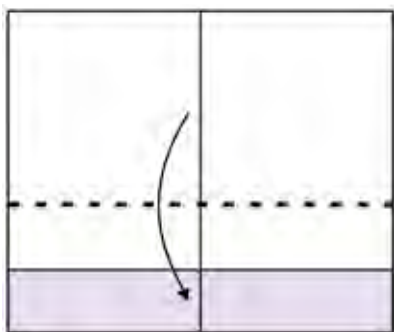
QOG'OZDAN KICHIK HAJMDAGI MEBELLARNI QURISH-YASASH



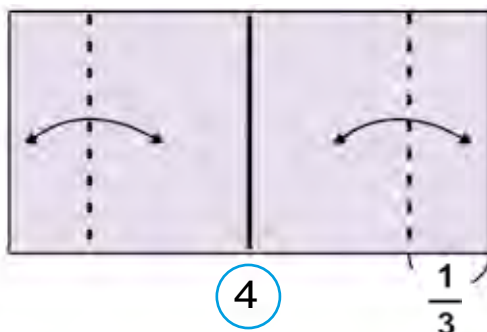
1



2



3

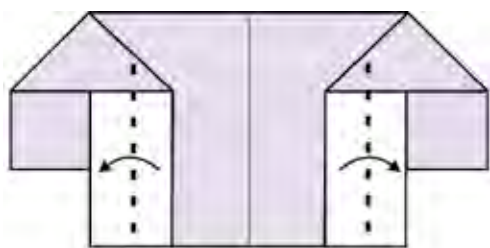


4

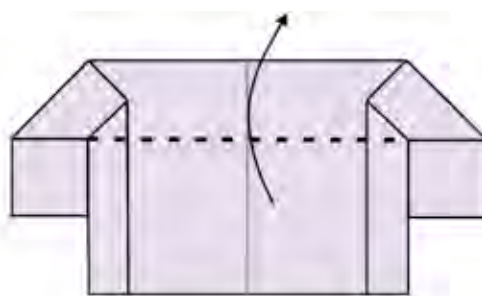


5



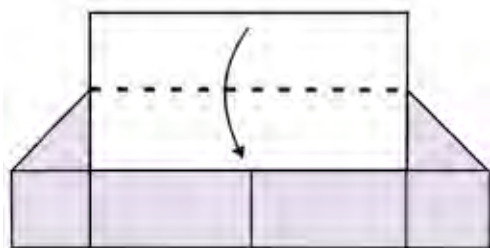


6




7

! Mebellarning buklash chiziqlarini to'g'ri buklang.

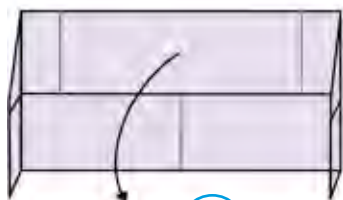


8

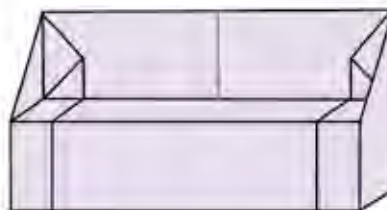


9

! Mebellarga mos ranglarni tanlang.



10

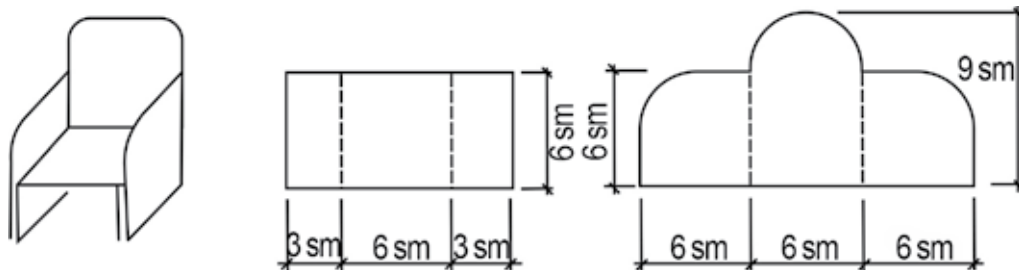


11

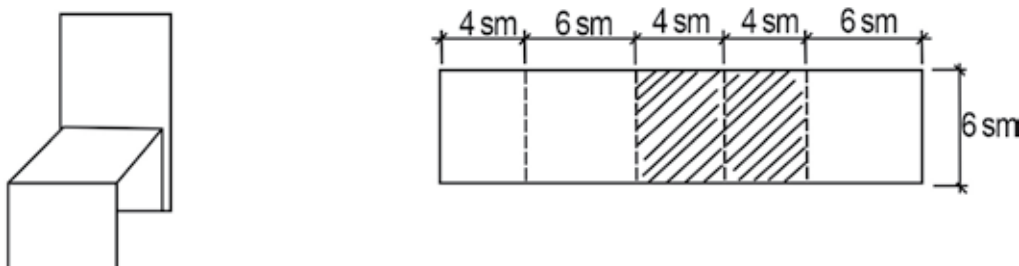
53

Kreslo yasang

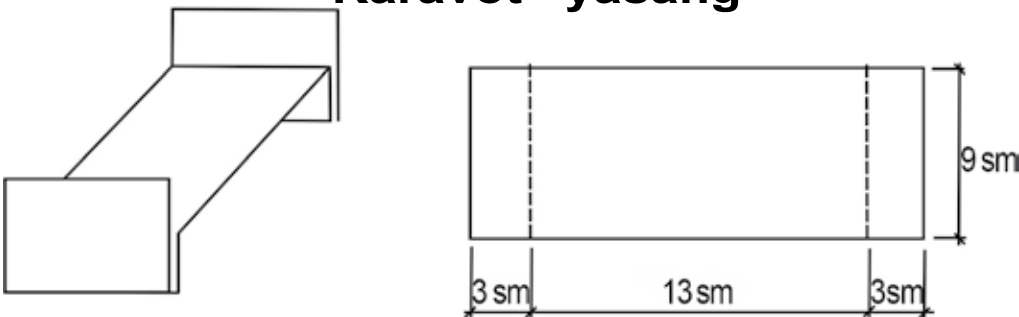
! Berilgan chizmalar va o'lchamlar asosida kreslo yasang.



! O'lchamlarni olishda xatolikka yo'l qo'ymang.



Karavot yasang





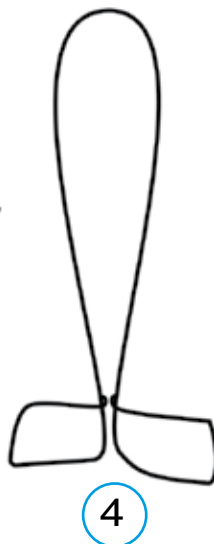
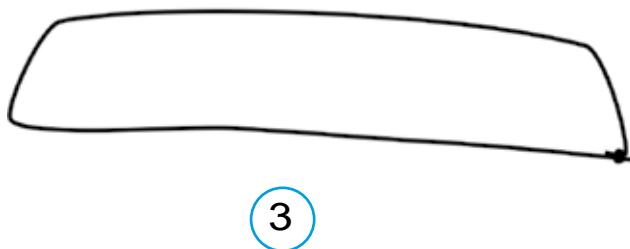
YUMSHOQ SIMDAN KONTURLI O'YINCHOQLAR YASASH



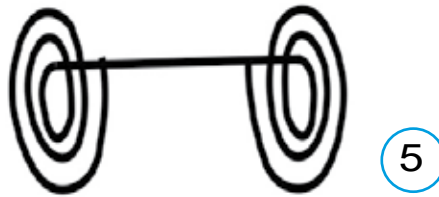
Yumshoq sim tanlab oling.



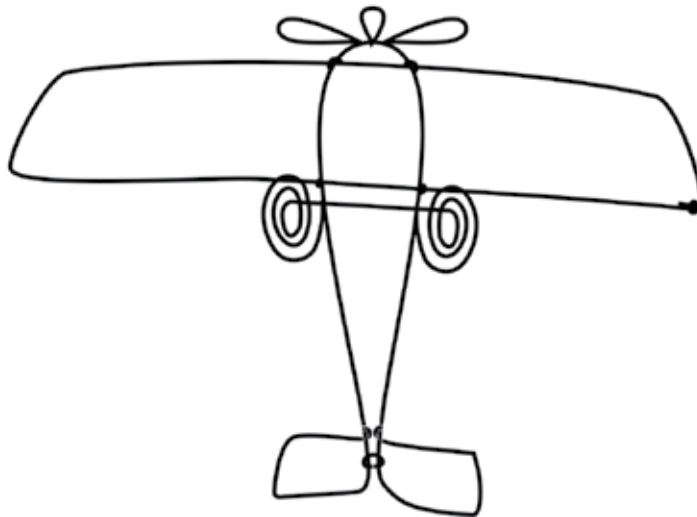
Samolyotning parragini yasab oling.



 Qanoti, dumi va oyoq qismini yasang.

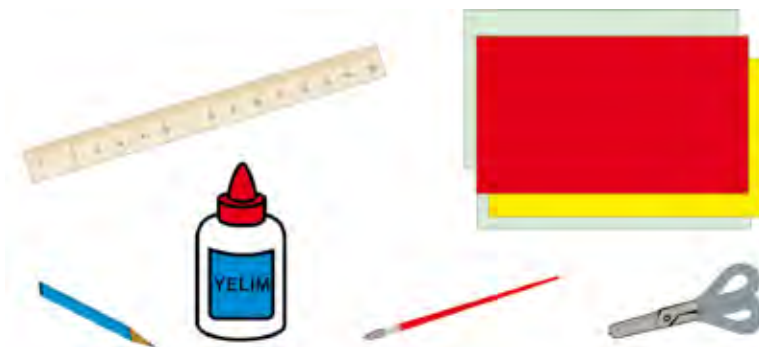



 Samolyotning barcha qismlarini tutashtirib chiqing.






8-MART BAYRAMIGA TABRIKNOMA TAYYORLASH



 Kerakli ish jihozlarini tayyorlab oling.



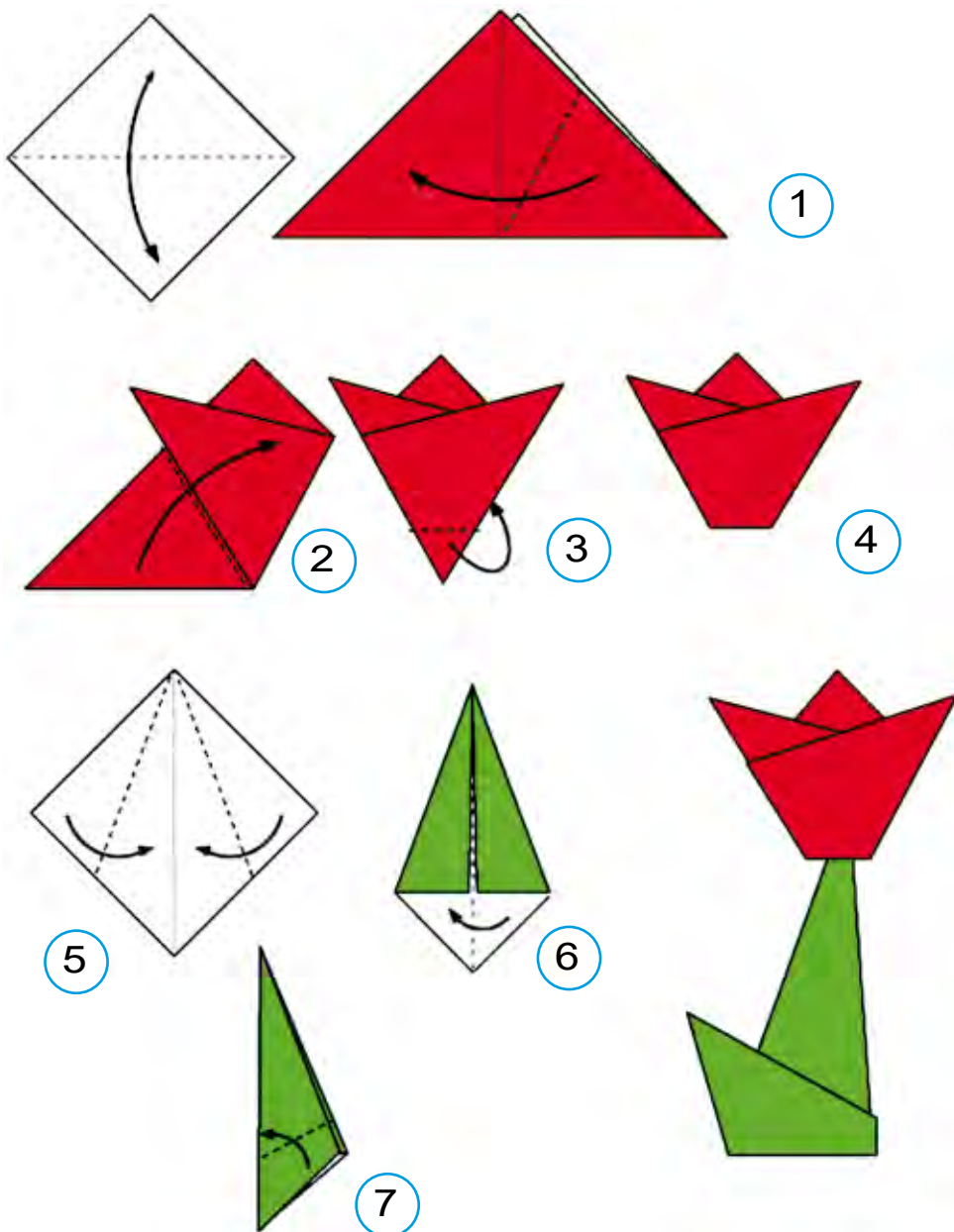
 Tabriknoma qismlarini chizing va qirqib oling.



! Tabriknomaga bezak bering.




3-nazorat ishi





«BAHORGI GULDASTA» KOMPOZITSIYASINI QURISH-YASASH

? Bahorda qanday gullar ochiladi?



1



2



3



4

! Rangli qog'ozlardan shakllar yasashni diqqat bilan bajaring.



5




6




7



8



9




10

 Rangli qog'ozlardan bir qancha gul yaproqlarini yasab oling.



11



12


 Gul yaproqlarini tartibli joylashtiring va simlarga to'g'ri mahkamlang.



62



NAVRO'Z BAYRAMIGA BEZAKLAR TAYYORLASH



1




2



3

 Navro'z bayrami haqida she'r yod oling.



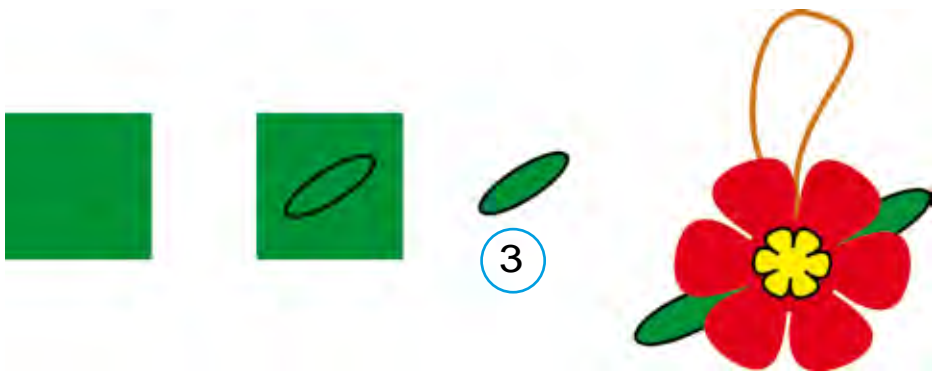
 Osmo gulni mustaqil yasang.



1



2



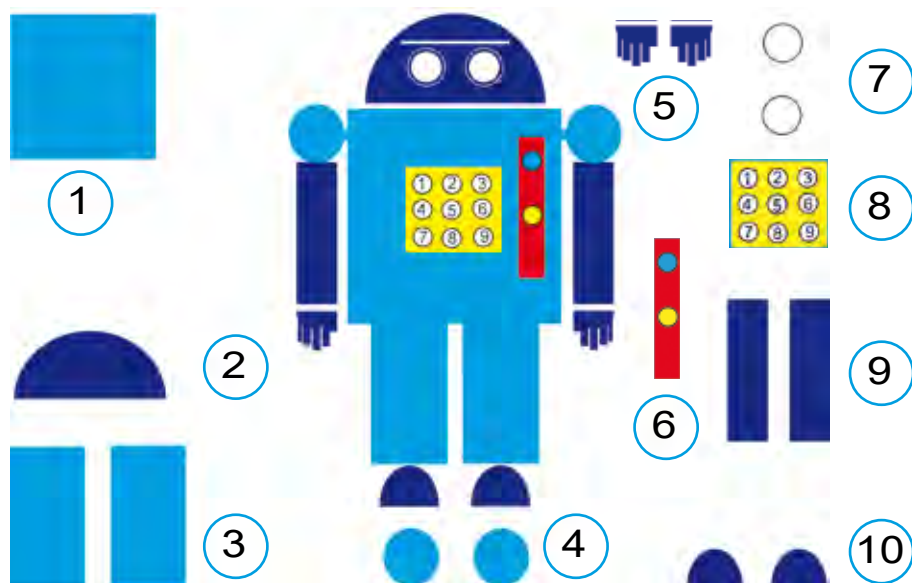
3

 Gul turlarini sanab bering.



GEOMETRIK SHAKLLARDAN ROBOT YASASH

 Kartonga robot qismlarini ketma-ketlikda yelimgang.




Geometrik shakllar
Bizlar bilan fikrlar.
Kvadrat va to'rtburchak,
Doira, romb, uchburchak.

Tursunboy Adashboyev



TIKUVCHILIK KASBI

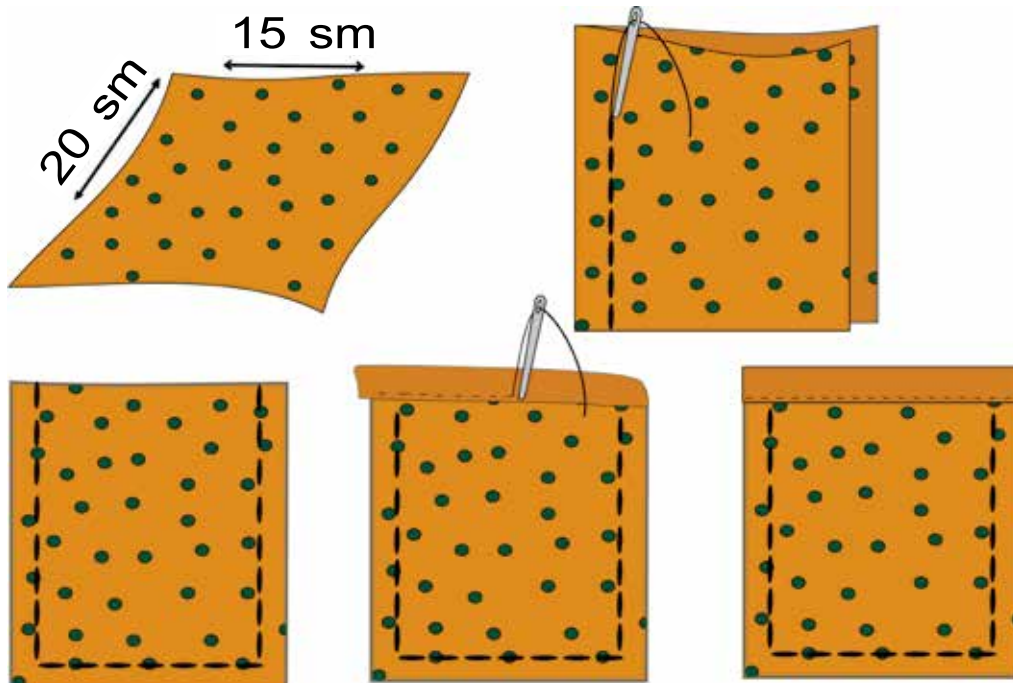
 Tikish uchun ish quollarini tayyorlab oling.



TO'G'RI CHOK TIKISH



Ignadan foydalanish qoidalariga rioya qiling!



Tikuvchi turli anjom va buyumlar-ni tikib tayyorlaydi. Uning mehna-ti insonlarni zavqlantiradi. Shuning uchun bu kasb-hunar qadrlidir.



? Yana qanday chok turlarini bilasiz?



GAZLAMAGA TUGMACHA TIKISH



 Tugmaga mos rangdagi ip tan-
lashni unutmang.



1



2



3



4



5



6

69

! Tugmalarni tikishda ipni tugun qilish va mahkamlashda o'qituvchi ko'rsatmasiga amal qiling.



🏠 Tugmadan tayyorlangan tasvirlarni mustaqil yasang.

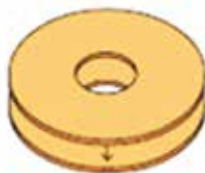




TURLI QALINLIKDAGI IPLARDAN O'YINCHOQLAR YASASH



1



2



Kartondan 2 dona halqa tayyorlab oling.



3



4



Halqaga iplarni o'rab chiqing.



5



6




Halqaga o'ralgan ipni o'rta qismidan qirqib chiqing.



7



8


 O'yinchoqqa mos ko'z, quloq, tumshuq, oyoq qismini tayyorlab oling.



9



10

 Qismlarni ketma-ketlikda ipga yelimlab chiqing.

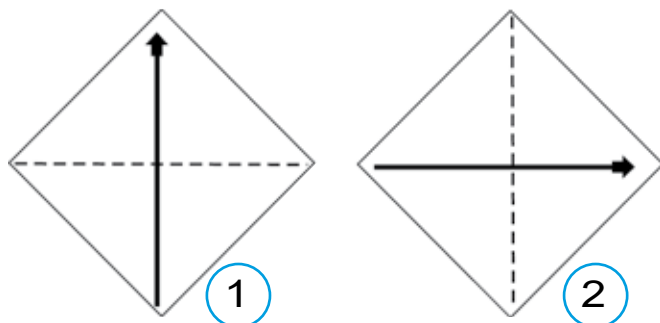


11

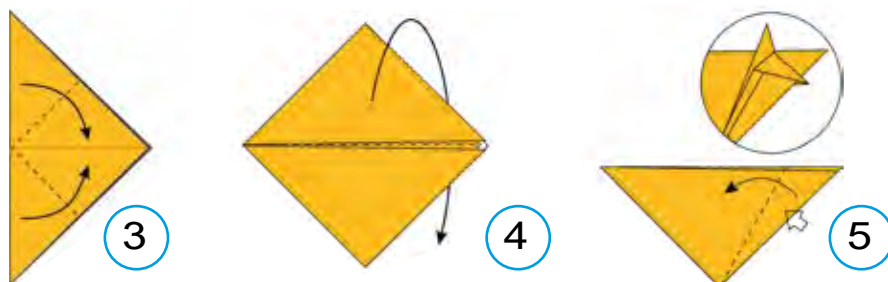


72

4-nazorat ishi



! Kvadrat shaklini tayyorlaysiz.

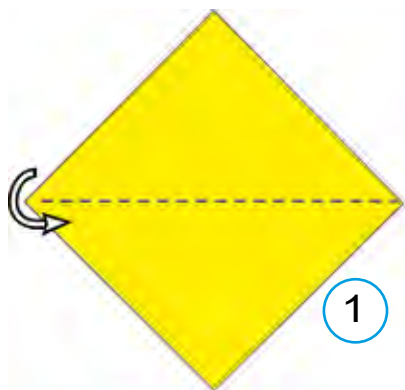


! Qog'ozni ketma-ketlikda buklab yasaysiz.

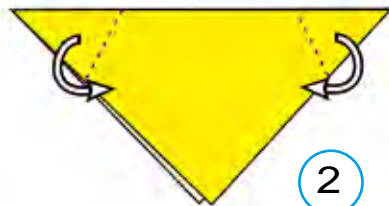




Mustaqil yasang.



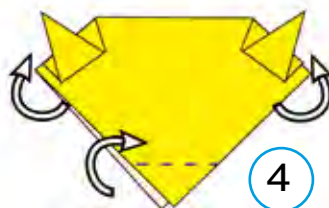
1



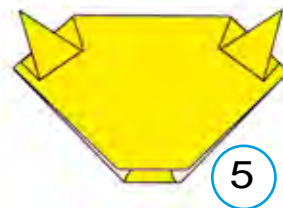
2




3



4



5



Uy hayvonlariga qaysi jonivorlar kiradi?



GAZLAMA BO'LAKLARIDAN GUL APPLIKATSIYASINI YASASH



Gulning rasmini chizib oling.
Mato qiyqimlarini rasm ustiga ketma-
ketlikda yelimlab chiqing.



1



2



Ishni bosqichma-bosqich bajaring.



3




Gazlamadan turli buyumlar tikadi-
gan kasb egalari kimlar?



4



5



Tikuvchi ko'p ter to'kar,
Matodan buyum tikar.
Yubka, shim-u kamzulcha,
Sarafan, xalat, nimcha.
Kavsar Turdiyeva

MUNDARIJA

Kirish.....	3
Texnologiya darsida bajariladigan ishlardan namunalar	4
1-dars. Texnologiya darsida xavfsizlik qoidalari	5
2-dars. Urug‘lardan kuzgi gullar shaklini yasash	12
3-dars. Tabiiy materiallardan hayvonlar shaklini yasash.	14
4-dars. Parranda shaklini yasash	17
5-dars. «Tabiat» manzarasini qurish-yasash.....	19
6-dars. Tuxum po‘choqlaridan hajmdor o‘yinchoqlar yasash	21
1-nazorat ishi	23
7–8-darslar. Plastilindan kompozitsiya tuzish	24
9-dars. Turli qog‘ozlardan nilufar gulini qurish-yasash	30
10-dars. Qog‘ozdan applikatsiya usulida naqsh tuzish	33
11–12-darslar. Mozaika usulida hayvon va qushlar shaklini yasash.....	34
13–14-darslar. Rangli qog‘ozlardan archa bezaklarini yasash.....	37
2-nazorat ishi	39
15-dars. Uchiriladigan qog‘oz qush yasash	40
16-dars. Applikatsiya usulida tabriknoma tayyorlash	42
17-dars. Mozaika usulida ertak qahramonlarini yasash	45

18-dars. Hunarmand ustalar. Plastilindan o‘yinchoqlar yasash	50
19-dars. Qog‘ozdan kichik hajmdagi mebellarni qurish-yasash	52
20-dars. Yumshoq sim yordamida konturli o‘yinchoqlar yasash	55
21-dars. 8-mart bayramiga tabriknoma tayyorlash.....	57
3-nazorat ishi	59
22–23-darslar. «Bahorgi guldasta» kompozitsiyasini qurish-yasash	60
24-dars. Navro‘z bayramiga bezaklar tayyorlash ..	63
25–26-darslar. Geometrik shakllardan robot yasash	65
27-dars. Tikuvchilik kasbi	66
28-dars. Gazlamaga tugmacha tikish	69
29-dars. Turli qalinlikdagi iplardan o‘yinchoqlar yasash	71
4-nazorat ishi	73
30-dars. Gazlama bo‘laklaridan gul applikatsiyasini yasash	75

O'quv nashri

Xamrakul SANAKULOV,
Dilrabo XODIYEVA, Aziza SANAKULOVA

TEXNOLOGIYA

Umumiy o'rta ta'lim maktablarining 2-sinfi uchun darslik

*O'zbekiston Respublikasi Xalq ta'limi
vazirligi tasdiqlagan*

To'ldirilgan ikkinchi nashr

«Sharq» nashriyot-matbaa
aksiyadorlik kompaniyasi
Bosh tahririyati
Toshkent – 2018

Muharrir *R. Nafasov*
Badiiy muharrir *K. Nurmanov*
Sahifalovchi *M. Atxamova*
Musahhih *M. Ziyamuhamedova*

Nashr litsenziyasi AI № 201, 28.08.2011-y.

Bosishga ruxsat etildi 18.04.2018. Bichimi 70x90^{1/16}.
«Arial» garniturası. Kegli 16 shponli. Ofset bosma.
Shartli bosma tabog'i 5,85. Nashriyot-hisob tabog'i 6,0.
Adadi 490375 nusxa. Buyurtma raqami № 129.

**«Sharq» nashriyot-matbaa aksiyadorlik kompaniyasi bosmaxonasi,
100000, Toshkent shahri, «Buyuk Turon» ko'chasi, 41.**

Ijaraga berilgan darslik holatini ko'rsatuvchi jadval

T/r	O'quvchining ismi, familiyasi	O'quv yili	Darslikning olingandagi holati	Sinf rahbarining imzosi	Darslikning topshirilgan-dagi holati	Sinf rahbarining imzosi
1						
2						
3						
4						
5						
6						

Darslik ijaraga berilganda va o'quv yili yakunida qaytarib olinganda yuqoridagi jadval sinf rahbari tomonidan quyidagi baholash mezonlariga asosan to'ldiriladi:

Yangi	Darslikning foydalanishga birinchi marotaba berilgandagi holati.
Yaxshi	Muqova butun, darslikning asosiy qismidan ajralmagan. Barcha varaqlari mavjud, yirtilmagan, ko'chmagan, betlarida yozuv va chiziqalar yo'q.
Qoniqarli	Muqova ezilgan, birmuncha chizilib, chetlari yedirilgan, darslikning asosiy qismidan ajralish holati bor, foydalanuvchi tomonidan qoniqarli ta'mirlangan. Ko'chgan varaqlari qayta ta'mirlangan, ayrim betlariga chizilgan.
Qoniqarsiz	Muqova chizilgan, u yirtilgan, asosiy qismidan ajralgan yoki butunlay yo'q, qoniqarsiz ta'mirlangan. Betlari yirtilgan, varaqlari yetishmaydi, chizib, bo'yab tashlangan, darslikni tiklab bo'lmaydi.

O'quv nashri

Xamrakul SANAKULOV,
Dilrabo XODIYEVA, Aziza SANAKULOVA

TEXNOLOGIYA

Umumiy o'rta ta'lim maktablarining 2-sinfi uchun darslik

*O'zbekiston Respublikasi Xalq ta'limi
vazirligi tasdiqlagan*

To'ldirilgan ikkinchi nashr

«Sharq» nashriyot-matbaa
aksiyadorlik kompaniyasi
Bosh tahririyati
Toshkent – 2018

Muharrir *R. Nafasov*
Badiiy muharrir *K. Nurmanov*
Sahifalovchi *M. Atxamova*
Musahhih *M. Ziyamuhamedova*

Nashr litsenziyasi AI № 201, 28.08.2011-y.

Bosishga ruxsat etildi 18.04.2018. Bichimi 70x90^{1/16}.
«Arial» garniturası. Keglı 16 shponlı. Ofset bosma.
Shartlı bosma tabog'i 5,85. Nashriyot-hisob tabog'i 6,0.
Adadi 61071 nusxa. Buyurtma raqami № 129-A.

**«Sharq» nashriyot-matbaa aksiyadorlik kompaniyasi bosmaxonasi,
100000, Toshkent shahri, «Buyuk Turon» ko'chasi, 41.**