

Kids' English

2

*Рекомендовано
Министерством народного образования
Республики Узбекистан в качестве
рабочей тетради для учащихся 2 класса
школ общего среднего образования*

Издание седьмое, переработанное



ТАШКЕНТ
«УЗБЕКИСТАН»
2020

УДК 811.111(075)
ББК 81.2Англ
К 40

К 40 **Kids' English:** учебное издание. 2 класс для шк. общ. сред. образ. С. Хан [и другие]. — Ташкент: «Узбекистан», 2020. — 80 с.

ISBN 978-9943-28-150-9

УДК 811.111(075)
ББК 81.2Англ

O'quv nashri

**Svetlana Xan, Lutfullo Jo'rayev,
Klara Inogamova, Oysara Maxsudova**

Kids' English

To'ldirilgan va qayta ishlangan yettinchi nashri

Ta'lim rus tilida olib boriladigan umumiy o'rta ta'lim maktablarining 2-sinfi uchun mashq daftari

(rus tilida)

Переводчик *Л. Джураев*

Художники: *Ю. Габзалилов, И. Холжужаев, Ф. Искандаров,
Р. Зуфаров, Б. Зуфаров, И. Юлдашев*

Дизайнер и художественный редактор *Х. Кутлуков*

Редакторы: *Н. Нурматова, Ю. Шопен*

Технические редакторы: *Т. Харитоновна, Л. Хижова*

Корректоры: *К. Иногамова, В. Исаева*

Младший редактор *М. Салимова*

Компьютерная верстка *К. Голдобина*

Издательская лицензия АИ № 158, 14.08.2009.

Подписано в печать 14 мая 2020 года. Формат 70×90^{1/16}. Бумага офсетная.

Гарнитура «Pragmatica». Кегль 16, 14. Печать офсетная. Условно-печатных листов 5,85.

Учетно-издательских листов 6,72. Тираж 72 417. Заказ №20-186.

Издательско-полиграфический творческий дом «УЗБЕКИСТАН»

Агентства информации и массовых коммуникаций

при Администрации Президента Республики Узбекистан.

100011, г. Ташкент, ул. Навои, 30.

Телефон: (371) 244-87-55, 244-87-20. Факс: (371) 244-37-81, 244-38-10.

e-mail: uzbekistan@iptd-uzbekistan.uz www.iptd-uzbekistan.uz

**Издано на средства Республиканского
целевого книжного фонда.**

ISBN 978-9943-28-150-9

© С. Хан и др., 2014–2020

© ИПТД «УЗБЕКИСТАН», 2014–2020

My name _____

My class _____




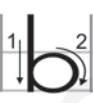












My school _____



Unit 1 All around me

Lesson 1 A – apricot, B – bee ...

4 Write the letters.

5a  **Look, count and match.**



3

4

7

10



Homework / Домашнее задание

1 Write the letters. Напишите буквы.

Aa Bb

AB

ab ab

baa baa

2 Colour, count and match.

























Раскрасьте, посчитайте и соедините.



Unit 1 All around me

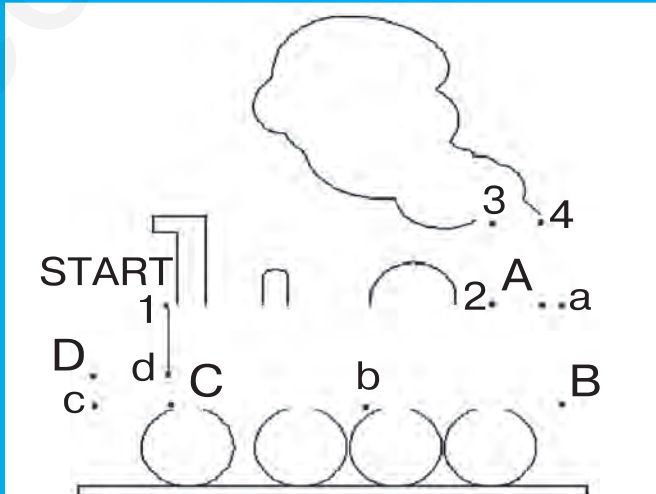
Lesson 2 I have ...

4 Write the letters.

 **Connect the numbers and letters. Colour and say.**

Соедините цифры и буквы. Раскрасьте и назовите.



START 1

2 A a

3 4

B b

C c

d



Bb Dd
Aa Cc



Homework / Домашнее задание

1 Write the letters. Напишите буквы.

Cc Dd

CD

cd cd

ab ab

dad dad

2 Match big and small letters.

Соедините большие и маленькие буквы.

A

B

C

D

b

a

c

d

Unit 1 All around me

Lesson 3 This is my friend.

5 Write the letters.

1 2 3 4	E E	2 e e e
E e	E e	
1 2 3	F F	1 2 f f f
F f	F f	

abcdefghijklmnopqrstuvwxyz



Circle the odd one out.

Выделите лишнее.

1



2



3



4





Bb Dd Ff
Aa Cc Ee



Homework / Домашнее задание

1 Write the letters. Напишите буквы.

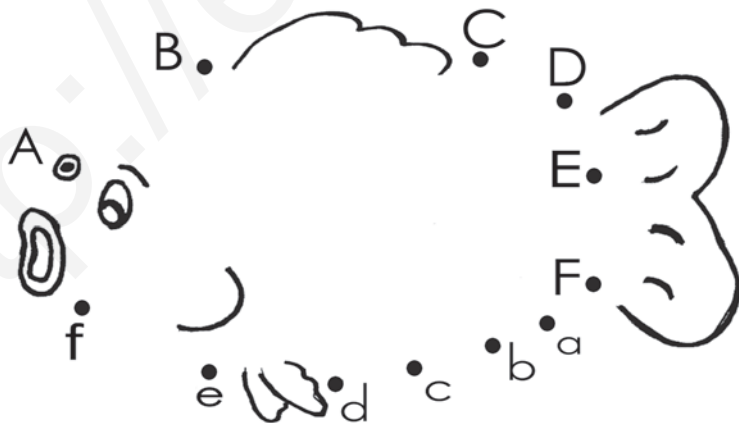
E	e	
F	f	

Aa Bb

Cc Dd

Ee Ff

2 Connect the letters. Colour and say.
Соедините буквы. Раскрасьте и назовите.



Unit 1 All around me

Lesson 4 Let's play!

3 Write the letters.

4 Play "Bingo".
Сыграйте в игру "Bingo".



Colour Bingo

Toy Bingo



Homework / Домашнее задание

1 Write the letters. Напишите буквы.

Gg

Hh

gh gh


2 Write the words. Напишите слова.

bag bag

dad dad

3 Draw your bag. Colour and write.

Нарисуйте свой портфель. Раскрасьте и подпишите.



Unit 2 Days of the week

Lesson 1 I can ...

3 Write the letters.

Handwriting practice lines for the letter 'i'. The first row shows uppercase 'I' and lowercase 'i' with stroke order arrows and numbers (1 for the main stroke, 2 for the dot on 'i'). The second row shows 'I' and 'i' with dashed outlines for tracing. The third row shows uppercase 'J' and lowercase 'j' with stroke order arrows and numbers (1 for the main stroke, 2 for the hook on 'j'). The fourth row shows 'J' and 'j' with dashed outlines for tracing. The fifth row shows 'g' and 'ji' with dashed outlines for tracing.



Handwriting practice lines for uppercase letters A, B, C, D, E, F, G, H, I, J. Each letter is shown in a solid font followed by a dashed outline for tracing.

Handwriting practice lines for the word 'big'. The word is written in a large, bold font, followed by a dashed outline for tracing.



Homework

1 Write the letters. Напишите буквы.

I	i	
J	j	
I	J	
i	j	

2 Write the words. Напишите слова.

Hi

big

a big bag

a bee

bad

Unit 2 Days of the week


Lesson 2 What's your favourite day?

4 Write the letters.

6 Write, draw and colour.



Напишите, нарисуйте и раскрасьте.



I l k b k b

I like black



Spelling dictation. Буквенный диктант.



Bb Dd Ff Hh Jj Ll
Aa Cc Ee Gg Ii Kk



Homework

1 Write the letters. Напишите буквы.

K	k	
L	l	
K	L	
k	l	

2 Read and match.
Прочитайте и соедините.

	bag		cake	
		leg		chick
bee				
head		ball		hen

Unit 2 Days of the week

Lesson 3 Sunday, Monday ...

3 Write the letters.

Handwriting practice for uppercase M and lowercase m. The first row shows stroke order for M (1: down, 2: up, 3: down, 4: up) and m (1: down, 2: curve, 3: up) with dashed lines for tracing. The second row shows solid letters M and m. The third row shows stroke order for uppercase N (1: down, 2: diagonal down, 3: diagonal up) and lowercase n (1: down, 2: curve) with dashed lines for tracing. The fourth row shows solid letters N and n.

★ Look and write.

12	13	14		16		18		20
20		18		16				

	13		15		17		19	
	19		17		15			

Spelling dictation



Homework

1 Write the letters. Напишите буквы.

M	m	
N	n	
M	N	

m n

2 Write the words. Напишите слова.

mime mime

nine nine

fine fine

name name


banana banana

hen hen

Unit 2 Days of the week

Lesson 4 Let's play!

3 Read and match.



Find the words.

b	l	a	c	k
a	b	i	g	h
l	a	a	n	e
l	g	l	d	n
m	b	e	e	k
c	l	g	h	i

leg
bad
big
hen
ball ✓
bag
black
bee
hi



Homework

1 Look and write.

Посмотрите и напишите.

labl-ball

ckhic -

daeh-

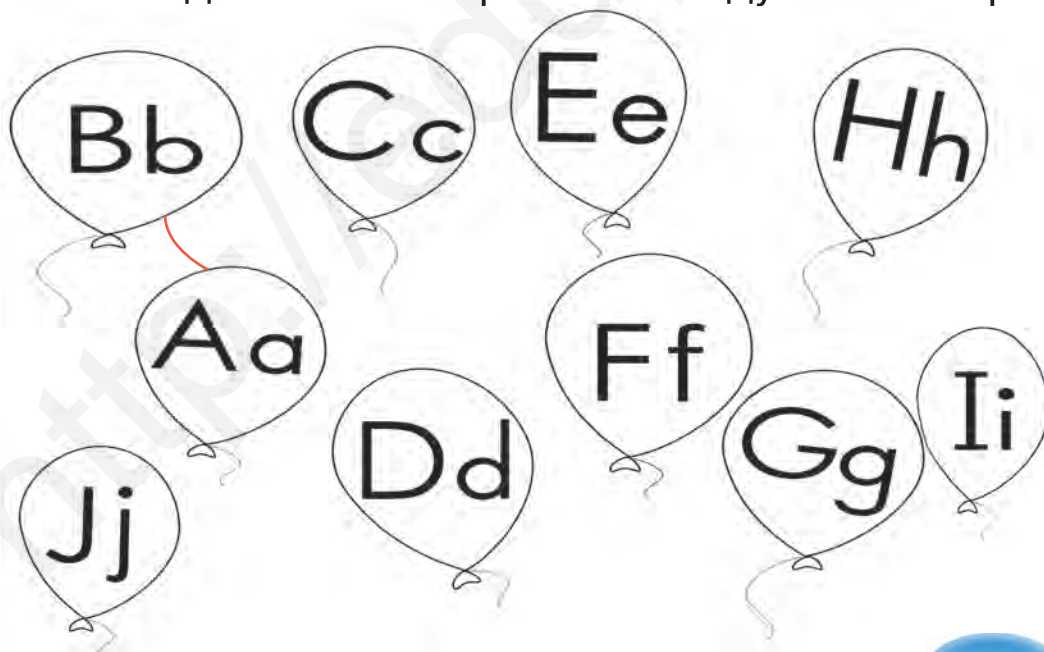
acblk -

annaab-

abg-

2 Draw a line. Colour the balloons.




Соедините. Раскрасьте воздушные шары.



Unit 3 My free time

Lesson 1 I like ...

2a Look, listen and tick.

					
Zumrad					
Jasur					
Anna					
Olim					
Lola					

4 Write the letters.

Handwriting practice for uppercase 'O' and lowercase 'o'. The first row shows a solid 'O' with a counter-clockwise arrow and the number '1', followed by two dashed 'O's for tracing. To the right, a solid 'o' with a counter-clockwise arrow and the number '1' is followed by two dashed 'o's for tracing.

The second row shows a solid 'O' and a solid 'o' for independent writing.

Handwriting practice for uppercase 'P' and lowercase 'p'. The first row shows a solid 'P' with arrows and numbers '1' and '2' indicating stroke order, followed by two dashed 'P's for tracing. To the right, a solid 'p' with arrows and numbers '1' and '2' is followed by two dashed 'p's for tracing.

The second row shows a solid 'P' and a solid 'p' for independent writing.

Spelling dictation

Three horizontal lines for writing the words dictated during the spelling dictation exercise.



Homework

1 Write the letters. Напишите буквы.

Oo	
Pp	
pop	
open	

2 Look and match.
Посмотрите и соедините.

plane pen
jam dog
pencil doll
pencil doll





Unit 3 My free time

Lesson 2 On Sunday we ...

3 Write the letters.

Handwriting practice grid for letters Q, q, R, r. The grid consists of four rows of lines. The first row shows the stroke order for uppercase Q and lowercase q. The second row shows the letters Q and q. The third row shows the stroke order for uppercase R and lowercase r. The fourth row shows the letters R and r. Below the grid, the letters 'qr' are written on a line, followed by several blank lines for practice.

★ Read and colour.

I like red  I like orange 
 I like green  I like pink 



Homework

1 Write the letters. Напишите буквы.

Qq


Rr

QR

qr

2 Read and colour. Прочитайте и раскрасьте.

- 1 = red
- 2 = green
- 3 = pink
- 4 = orange



Write. Напишите.

I _____ ice-cream.

Unit 3 My free time

Lesson 3 What's that?

3 Write the letters.

Write.



train



lion



parrot



tiger

Spelling dictation



Bb Dd Ff Hh Jj Ll Nn Pp Rr Tt
Aa Cc Ee Gg Ii Kk Mm Oo Qq Ss



Homework

1 Write the letters. Напишите буквы.

S s

T t

S s T t

kite kite

2 Write the sentences.

Напишите предложения.



That's a rooster.

That's a

That'

That'

Unit 3 My free time

Lesson 4 Let's play!

3 Write the letters.

↓ 1 U ↑	UUU	↓ 1 u ↑	uuu
Uu			
1 ↓ V /2	VVV	1 ↓ v /2	vvv
Vv			



a pumpkin

a cucumber

4a Work in pairs. Make sentences.

I have

pumpkins.

I like

eight.

That is

a blue plane.

She is

a cucumber.



Homework

1 Write the letters. Напишите буквы.

U	u	
V	v	
U	V	
U	V	

2 Read and complete.
Прочитайте и допишите.



cold



hot

I like summer. It's _____ in
summer.

Unit 4 My hobby

Lesson 1 I collect trains.

2b Read, draw and write.



Hi. My name is Amir.
I like football and cars.
I collect cars.



Hello. My name is Odina.
I like tennis and dolls.
I collect dolls.



Hello. My name is _____
I like _____
I collect _____

3 Write the letters.



Bb Dd Ff Hh Jj Ll Nn Pp Rr Tt Vv Xx
Aa Cc Ee Gg Ii Kk Mm Oo Qq Ss Uu Ww



Homework

1 Write the letters. Напишите буквы.

W w

X x

WX

wx

2 Look, read, draw and write.


Посмотрите, прочитайте, нарисуйте и напишите.



What's this?



It's a cow.
It's big.
It's brown.



What's _____

It's _____

It's _____

Unit 4 My hobby

Lesson 2 What's your hobby?

4 Write the letters.

Handwriting practice for uppercase Y and lowercase y. The first row shows a solid 'Y' with stroke order arrows (1: top-left to middle, 2: top-right to middle, 3: middle to bottom) and dashed 'Y's for tracing. The second row shows a solid 'y' with stroke order arrows (1: top to middle, 2: middle to bottom) and dashed 'y's for tracing.

Handwriting practice for uppercase Z and lowercase z. The first row shows a solid 'Z' with stroke order arrows (1: top horizontal, 2: top-left to bottom-right, 3: bottom horizontal) and dashed 'Z's for tracing. The second row shows a solid 'z' with stroke order arrows (1: top horizontal, 2: top-left to bottom-right) and dashed 'z's for tracing.

Handwriting practice for uppercase YZ and lowercase yz. The first row shows 'YZ' and 'yz' on a set of three horizontal lines. The second row shows 'YZ yz' on a set of three horizontal lines.

 zebra zebra
yellow

Spelling dictation



Homework


1 Write the letters. Напишите буквы.

Y	y		
Z	z		
y	z		

2 Match and colour.







Найдите соответствующий рисунок и раскрасьте.

1. a pink mouse
2. a black train
3. a green plane
4. a grey teddy bear
5. a blue car
6. a purple ball
7. a red rabbit
8. a yellow doll
9. a white dog
10. a red duck



Unit 4 My hobby
Lesson 3 I have eight planes.

2a Look, listen and write.

	<input type="text" value="8"/>		<input type="text"/>
Zumrad		Jasur	
	<input type="text"/>		<input type="text"/>
Lucy		Zarina	
	<input type="text"/>		<input type="text"/>
Harry		Umid	

2c Complete the sentences.

☀ Допишите предложения.

Zumrad has **eight** planes.

Lucy has _____ dolls.

Harry has _____ cars.

Jasur has _____ kites.

Zarina has _____ teddy bears.

Umid has _____ trains.



Homework

1 Think and write.

Подумайте и напишите.

one, two, three _____

five, four, _____

two, four, _____

one, three, _____

2 Write the numbers.

Напишите цифры.

1 one _____
 2 _____
 3 _____
 4 _____
 5 _____

6 _____
 7 _____
 8 _____
 9 _____
 10 _____

one
 two
 three
 four
 five
 six
 seven
 eight
 nine
 ten

Unit 4 My hobby

Lesson 4 Let's play!

2c Look and complete.



Aa Bb _ _ _ _ Gg
Hh _ _ _ _ Ll _ _ _ _ Pp
Qq _ _ _ Tt _ _ Vv
Ww Xx Yy and _ _

This is called the alphabet,
Which we never must forget.



Bb Dd Ff Hh Jj Ll Nn Pp Rr Tt Vv Xx Zz
Aa Cc Ee Gg Ii Kk Mm Oo Qq Ss Uu Ww Yy

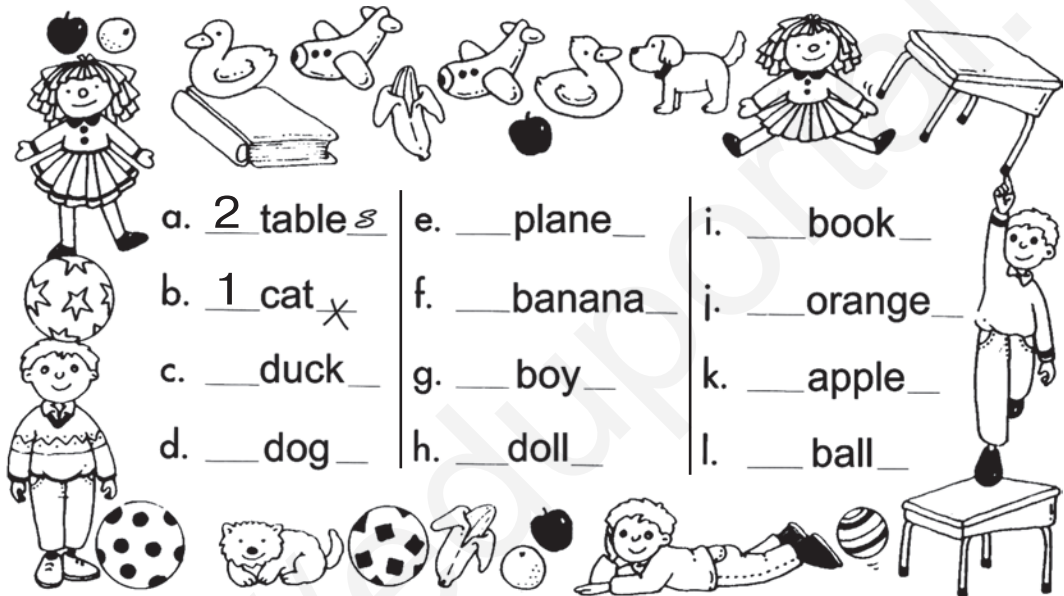


Homework

1

Count and write.

Посчитайте и напишите.



a. 2 table s

e. ___ plane ___

i. ___ book ___

b. 1 cat x

f. ___ banana ___

j. ___ orange ___

c. ___ duck ___

g. ___ boy ___

k. ___ apple ___

d. ___ dog ___

h. ___ doll ___

l. ___ ball ___

2

Complete the sentences.

Допишите предложения.

My name is _____.

My family name is _____.

My hobby is _____.

Progress Check 1

1 Listen and write the numbers.

black pens 3 green pens red pens
 pink pens copybooks rulers

2 Write the letters.

e.g. D d F _ G _ J _ E _ C _
 _ u _ q _ i _ b _ r

3 Complete and translate.

e.g. Monday – понедельник
 Wed_esday _____ Sat_rday _____ S_nday
 _____ Tu_sday _____ Thu_sday _____

4 Read and match.

This is _____ is nine.
 My name is _____ name?
 His name is _____ Bekzod.
 What's your _____ Sohiba.
 Eight plus one _____ ten trains.
 I have _____ my bag.

Unit 5 My day off

Lesson 1 We like playing tag.

4 Write the sentences.

e.g. I like playing tag.

like/playing/We/see-saw _____

playing/They/like/hopscotch _____

watching TV/I/like _____

games/like/I/playing _____



Homework

1 Write three sentences.

Напишите три предложения.

e.g. I like playing tag. _____

2 Look and write.

Посмотрите и напишите.



Girls like ... _____

Boys like ... _____

Unit 5 My day off

Lesson 2 Do you like ...?

3a Listen and tick.

		Sanjar	Lola	Temur
1	Do you like playing tag?			
2	Do you like playing football?			
3	Do you like playing hopscotch?			
4	Do you like watching TV?			

3b Complete the sentences.

Sanjar, Lola and Temur like playing _____.

Lola and Temur like playing _____.

Sanjar and Lola like _____.



Homework

Write the sentences.

Напишите предложения.

tag./like/I/playing

e.g. I like playing tag.

watching TV./We/like

like/you/Do/jumping?

swimming?/like/they/Do

Unit 5 My day off

Lesson 3 I don't like ...

2b Look, read and match.

honey	→	ЛЕНИВЫЙ
lazy		ЦВЕТОК
flower	→	МЁД



3b Read and match.

grass		bees
water		rabbits
corn		hens
honey	→	goats
carrots		cows
cabbage		ducks
		horses



Homework

Look at 3b. Complete the sentences.

Посмотрите на 3b. Допишите предложения.

Bees like _____	They don't like _____
Hens like _____	They don't like _____
Cows like _____	They don't like _____
Goats like _____	They don't like _____

Unit 5 My day off




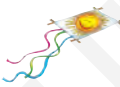

Lesson 4 Let's play!



Homework

1 Read and write.

Прочитайте и напишите.

Hello! My name is _____ .  I'm _____
 years old. I have a _____ 
 and a _____ .  I like them. I like
 flying _____ .  I don't like _____
 days. 

2 Complete the sentences.

Допишите предложения.

- 1 I like playing _____ .
- 2 My friends like _____ .
- 3 My mum and dad like _____ .
- 4 My _____ .

Unit 6 School things

Lesson 1 Eleven, twelve ...

2b  Write the numbers.

three _____ 3 _____

four _____

six _____

nine _____

twelve _____

thirteen _____

seventeen _____

eighteen _____

 Match.

nineteen	13
eight	11
seven	4
thirteen	19
eleven	8
four	7
ten	3
three	15
fifteen	10

Note: An arrow points from 'thirteen' to '19'.



Homework

Look and write. Посмотрите и напишите.

5 _____ five _____

6 _____

9 _____

10 _____

12 _____

14 _____

15 _____

20 _____

Unit 6 School things

Lesson 2 We have ...

5a Work in groups of 4. Play “We have ...”.

	blue	pink	red	green	yellow
pens					
pencils					
bags					
erasers					



Homework

Look, read and write about Malika.

Посмотрите, прочитайте и напишите о Малике.

	red	pink	green	yellow
sharpener			✓	
eraser	✓			
pen				✓
bag		✓		

e.g. Malika has a red eraser.

Unit 6 School things

Lesson 3 Can I have a pen, please?

2 Write the words in the right column.

album, bag, pen, sharpener, apple, book, pencil, eraser

a	a bag,
an	an album,

3b  **Look and complete.**

Can I have a _____ ?

Can I have an _____ ?



Homework

Write the answers. Напишите ответы.

Can I have a  , please? Yes. Here you are.

Can I have an  ? No, sorry.

Can I have a  , please? _____

Can I have a  ? _____

Can I have a  ? _____

Can I have a  , please? _____

Unit 6 School things

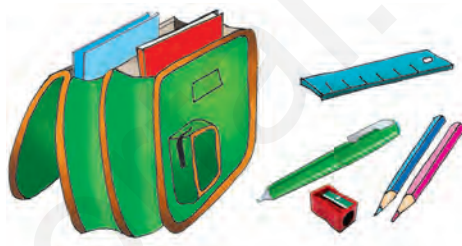
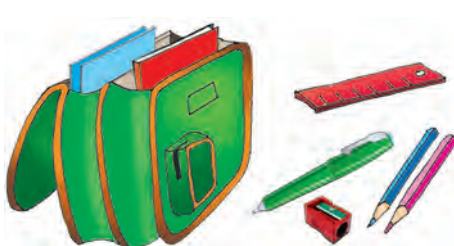
Lesson 4 Let's play!



Homework

1 Look and write.

Посмотрите и напишите.



e.g. I have a green pen, a red ruler ...

2 Write what you have in your bag.

Напишите, что есть у вас в портфеле.

e.g. I have a sharpener.

Progress check 2

1 Write **a** or **an**.

- e.g. 1 **a** pencil. 4 ... banana
 2 ... eraser 5 ... cabbage
 3 ... apple 6 ... album



2 Listen and tick.

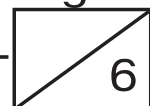
- | | | | | | |
|----|-------------------------------------|----|--------------------------|----|--------------------------|
| 11 | <input checked="" type="checkbox"/> | 14 | <input type="checkbox"/> | 17 | <input type="checkbox"/> |
| 12 | <input type="checkbox"/> | 15 | <input type="checkbox"/> | 18 | <input type="checkbox"/> |
| 13 | <input type="checkbox"/> | 16 | <input type="checkbox"/> | 19 | <input type="checkbox"/> |



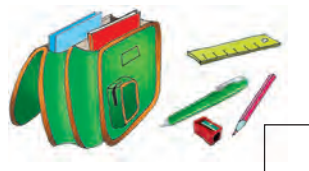
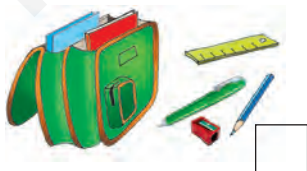
3 Write.

	swimming	running	playing tag	jumping
Malika	✓	×	✓	×
Alisher	×	✓	×	✓
Sardor	✓	×	×	✓
Nigina	×	✓	✓	×

e.g. Malika and Sardor like swimming.



4 Listen and tick.

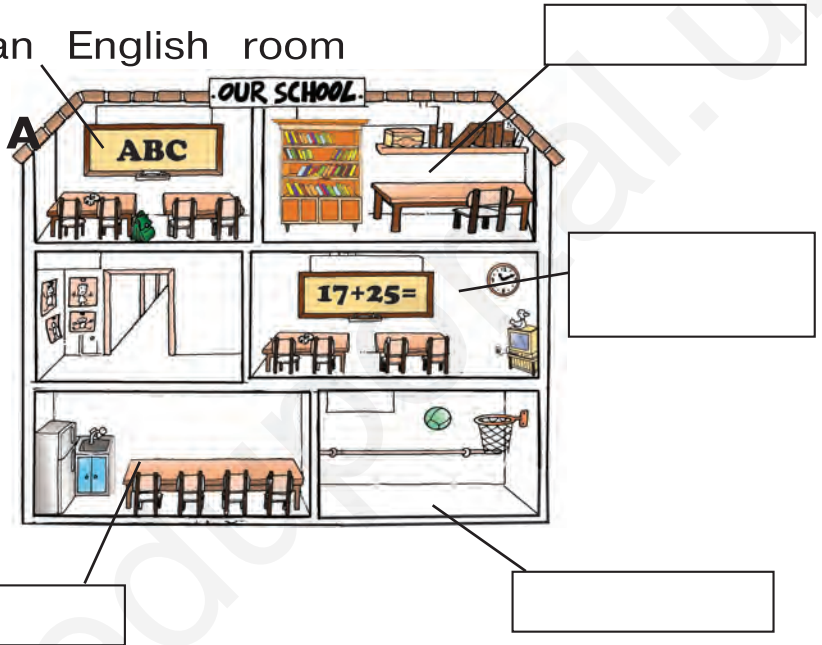


Unit 7 My school

Lesson 1 Our school is big.

4b Work in pairs. Look and write.

e.g. an English room



Homework

Complete the sentences.

Допишите предложения.

big, small,
library, gym,
canteen

Our school is


We have

I like

Unit 7 My school

Lesson 2 The door is brown.

5 Look and complete.



6 Look and write.

This is our class. The walls are _____.
The door is _____. The windows
are _____. The board is _____.
The desks are _____.



Homework

Write three sentences about your school.

Напишите три предложения о своей школе.

Unit 7 My school

Lesson 3 Is this ...?

4 ✨ **Look and complete.**

Is this a dog? _____?

Yes. It's ... _____.

Is that a balloon? _____.

No, it's ... _____.



Homework

Write four sentences.

Напишите четыре предложения.

Our classroom is ... _____

We have ... _____

big small
window door
desk

Unit 7 My school

Lesson 4 Let's play!

**Homework**

Find 11 words and write.

Найдите и напишите 11 слов.

C	B	A	L	L	D	X	L	U	G
O	S	F	L	O	O	R	E	N	Y
T	C	L	A	S	S	R	O	O	M
G	H	D	E	S	K	E	H	Z	V
B	O	R	L	I	B	R	A	R	Y
I	O	T	W	D	O	O	R	I	H
P	L	A	Y	G	R	O	U	N	D
B	L	A	C	K	B	O	A	R	D

school,

Unit 8 Time

Lesson 1 In the morning

3a Read and complete the table.

in the morning	in the afternoon	in the evening
e.g. 1		

5 ✨ Write three sentences.



Homework

1a Look and write.

Посмотрите и напишите.

in the morning	in the afternoon	in the evening
----------------	------------------	----------------



I play football



I go to school



I watch TV

1b Look and colour.

Посмотрите и раскрасьте.

Unit 8 Time

Lesson 2 It's 2 o'clock.

3 Listen, repeat and write the time.



1



2



3



4



5



6

1 It's twelve o'clock.

2 It's twelve thirty.

3 It's _____

4 It's _____

5 It's _____


6 It's _____



Homework

Complete the clocks and write the time.

Дорисуйте часы и напишите время.

1.00  It's one o'clock _____.

1.30  _____.

3.00  _____.

3.30  _____.

Unit 8 Time

Lesson 3 What's the time, Mr Wolf?

2 Work in pairs. Ask and complete.



5 ✨ Write three sentences.

breakfast, English, watch TV

e.g. I have breakfast at 7.30.



Homework

Match. Соедините.

- | | | |
|------|---|-----------------|
| 4.30 | ↘ | a) six o'clock |
| 6.00 | | b) seven thirty |
| 7.30 | | c) two thirty |
| 2.30 | | d) nine o'clock |
| 8.30 | | e) four thirty |
| 9.00 | | f) eight thirty |

Unit 8 Time

Lesson 4 Let's play!



Homework

- 1 Complete the sentences with *at, in, on*.** Допишите предложения с предлогами *at, in, on*.

- 1 I go to school on Monday.
- 2 Breakfast is _____ seven o'clock.
- 3 My English class is _____ the morning.
- 4 We have breakfast _____ ten thirty.
- 5 My favourite cartoon is _____ Tuesday.
- 6 _____ Sunday I get up _____ 9.00.

2 Read and draw the clocks.

Прочитайте и дорисуйте часы.

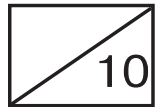
Hello. My name is Aziza. I am 9. I go to school on Monday, Tuesday, Wednesday, Thursday, Friday and Saturday. I get up at 7. I brush my teeth at 7.30 and have breakfast at 8 o'clock. I go to school at 8.30. At 3.30 I watch TV. I play games with friends at 4.00.



Progress Check 3

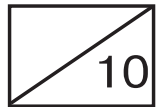
1 Listen and complete the sentences.

This is our class. We like our class.
 The walls are _____. The door is
 _____. The desks are _____.
 The board is _____. The floor is
 _____.



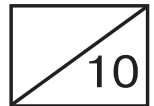
2 Read and complete.

Hello. My name is _____. I am ____.
 I go to school on _____,
 _____, _____,
 _____ and _____. I like
 _____ books.



3 Read and answer the questions.

When do you go to school?
 What's your favourite classroom?
 What colour are the walls?
 What colour is the door?
 What colour is your desk?



Unit 9 School subjects

Lesson 1 My favourite subject

2a Look, read and match.

e.g. maths English reading
 PE Uzbek Russian
 art music

4a Look and write.

e.g.

Thursday	
Maths	
Reading	
English	
Music	



Homework

Write your school timetable.

Напишите своё расписание уроков.

Mon	Tue	Wed	Thur	Fri	Sat

Unit 9 School subjects

Lesson 2 Sevara likes maths.

1 Look, say and write.

Sevara has (have) breakfast at 7. She _____ (go) to school at 7.30. She _____ (play) games at 4. She _____ (read) books at 5.30. She _____ (watch TV) at 9.

3a Work in groups of 4. Ask and write.

e.g. **A:** I get up at 7.30. And you?

B: I get up at 7.

	me			
get up				
have breakfast				
watch TV				



Homework

Complete the sentences.

Допишите предложения.

- 1 Diana lives (live) in London.
- 2 She _____ (go) to school.
- 3 She _____ (get up) at 6.30.
- 4 She _____ (have) breakfast at 7.
- 5 She _____ (like) reading and PE.

Unit 9 School subjects

Lesson 3 Sevara doesn't like ...

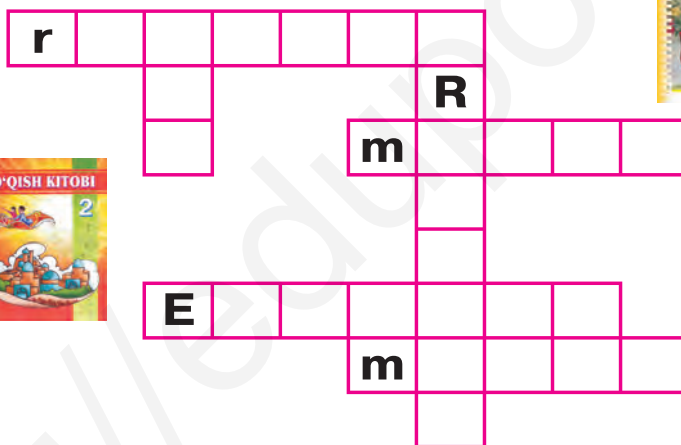
4a Play "Do you like ... ?"

	me			
English				
Maths				
Art				



Homework

1 Do the crossword.



2 Write two sentences about your favourite subject.

Напишите два предложения о своём любимом предмете.

e.g. I like English. We speak English at English lessons.

Unit 9 School subjects

Lesson 4 Let's play!



Homework

Read and write true sentences.

Прочитайте и напишите правильные предложения.

My name is Sevara. I live in Samarkand. I get up at 6. I have breakfast at 7. I go to school at 7.30. I like English. We speak, write, read and sing songs at English lessons. We have English on Tuesday and Friday. They are my favourite days. I don't like Monday and Wednesday. We have music. I don't like music!

1 She lives in Tashkent.

e.g. She doesn't live in Tashkent.

2 She gets up at 6.30.

3 She has breakfast at 7.30.

4 She goes to school at 8.

5 She likes music lessons.

Unit 10 Months

Lesson 1 January, February ...

1b Write in order.

1 January, ○ April, ○ August, ○ May, ○ February,
○ November, ○ July, ○ October, ○ March, ○ June,
○ September, 12 December



Homework

1 Write the months. Напишите месяцы.

<p>Months that start with 'J' e.g. June.</p>	<p>Months that have 30 days e.g. April</p>
<p>Months that end with 'r' e.g. December</p>	<p>Months that have 31 days e.g. January</p>

2 Write the months. Напишите месяцы.

_ _ p t _ _ _ _ _ , _ _ c _
 _ _ b _ _ , _ _ p _ _ _ _ , _ _ _ _ c
 _ _ m _ _ _ _ , _ _ _ _ g _ _ _ _ .

Unit 10 Months

Lesson 2 There are 30 days in ...

3b Look and complete.

- | | |
|-----------------|-----------------|
| 21 twenty-one | 27 twenty-seven |
| 22 twenty-two | 28 twenty-_____ |
| 23 twenty-three | 29 twenty-nine |
| 24 twenty-_____ | 30 thirty |
| 25 twenty-five | 31 thirty-_____ |
| 26 twenty-_____ | |

4b Write three sentences.



Homework

1a Do the quiz. Отгадайте загадки.

- 1 It starts with 'D'. e.g. December
- 2 It starts with 'M' and has 3 letters.
- 3 It starts with 'A' and has 5 letters.
- 4 It starts with 'M' and has 5 letters.


1b Make a quiz as in 1a.

Составьте загадки, как в 1a.

Unit 10 Months

Lesson 3 What's your favourite ...?

4b Play "Our favourite season".





Homework

Draw and write. Нарисуйте и напишите.

My favourite season



Unit 10 Months

Lesson 4 Let's play!

3 Look, read and complete.

His birthday is in _____.

Her _____.



Homework

1 Read and match.

Прочитайте и соедините.

①

I'm six years old. It's my birthday.

②

I'm seven years old. It's my birthday cake.



2 Complete the sentences.

Допишите предложения.

My name is _____.

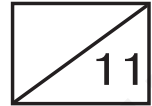
My favourite season is _____.

My favourite month is _____.

I have my birthday in _____.

Progress Check 4

1 Listen and write.



2 Write the numbers.

Fifteen **e.g.** 15

Twenty-seven

Thirty

Twenty-two

Thirteen



3 Write at, on, in.



I do not go to school Sundays.

I get up seven thirty. My birthday

is January.

4 Say four subjects you like.




Unit 11 Holidays

Lesson 1 I like presents.

2a Look, read and match.

Women's Day _____ c _____
Teachers' Day _____
Birthday _____

4b  Draw and write.





Homework /

Complete the sentences.

Допишите предложения.

This is my mum. Her birthday is _____

This is my _____. His birthday is _____.

This is _____. _____
birthday is _____.

Unit 11 Holidays

Lesson 2 It's in September.

2b Read and match.

eat	сажать
dance	танцевать
plant	День Земли
Earth day	есть, поедать

5 ✨ Complete the sentences.

Independence Day is in _____

Women's Day is in _____

Teachers' Day is _____



Homework

Complete the sentences.

Допишите предложения.

e.g. Navruz is in March.

Teachers' Day is _____.

Women's Day is _____.

My birthday _____

Unit 11 Holidays

Lesson 3 Happy Navruz!

3a Complete and read your story.

_____ is my favourite month.
In _____ we have _____.
We _____ and eat
_____. It's a lot
of _____!



Homework

Write about Navruz.

Напишите о Наврузе.

My favourite month is _____.
In Uzbekistan, we have _____.

We sing _____.
We eat special food — _____.
It's a lot of _____!

Unit 11 Holidays

Lesson 4 Let's play!

2 Play "Write in order".

Calendar order

e.g. New Year's Day — January, 1

ABC order

e.g. B — birthday,



Homework

Write about your favourite month/holiday. Напишите о своём любимом месяце/празднике.

Unit 12 My day

Lesson 1 I make my bed.

4 ✨ Look and write.

I		my	bed.
You	do (es)	your	morning exercises.
He	make (s)	his	face.
She	comb (s)	her	hands.
We	wash (es)	our	hair.
They		their	

e.g. I do my morning exercises.



Homework

Complete the sentences.

Допишите предложения.

- 1 _____ make my bed.
- 2 She combs _____ hair.
- 3 _____ wash our hands and face.
- 4 You do _____ morning exercises.

Unit 12 My day

Lesson 2 It's time ...

1b Look, read and match.



a



b



c

- 1 It's time to have lunch. _____
- 2 It's time to go to school. _____
- 3 It's time to get up. _____

3a Listen and draw the time.



4 ✨ Write the sentences.

- 6.30 e.g. It's time to get up. _____.
- 7.00 It's time to _____.
- 7.30 It's time to _____.
- 5.00 It's time to _____.



Homework /

Look at activity 4 and write.

Посмотрите на упражнение 4 и напишите.

- 2.00 It's time to _____.
- 4.00 _____.
- 7.00 _____.
- 9.00 _____.

Unit 12 My day

Lesson 3 You are late!

1b Look and write.



He is happy.



Homework

Find 6 words and write.

Найдите и запишите 6 слов.

T	I	R	E	D	D
O	H	A	P	P	Y
B	U	S	Y	S	S
G	N	A	E	L	K
B	G	D	L	A	B
I	R	T	W	T	O
P	Y	A	Y	E	R

e.g. tired

Unit 12 My day

Lesson 4 Let's play!



Homework

happy are
hungry
sad busy

1 Read and complete.

Прочитайте и допишите предложения.

How are you, Mr Kangaroo?

How _____ you?

How _____ you?

I am _____, I am _____,

I am a _____ kangaroo.

2 Read and complete.

Прочитайте и допишите предложения.

It's time to _____.

I go to school at _____.

I _____.

You _____.

He _____.

Progress check 5

1 Read and answer the questions.

1 What is your favourite holiday? _____

_____.

2 When is your birthday? _____

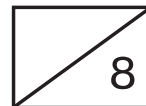
_____.

3 What special food do we eat at Navruz?

_____.

4 What is your favourite month? _____

_____.



2 Listen and complete.

Hello. My name's Asila. I'm _____.

I live in Andijan. I go to school in

the _____.

My favourite subject is

_____. I like holidays. My favourite holiday is _____.



Unit 13 Clothes

Lesson 1 She has a pink dress.

4b ✨ Write three sentences.

e.g. She has a blue skirt. _____



Homework

1 Colour and write.

Раскрасьте и напишите.



She has ...

He has ...

2 Write four sentences about your clothes.


Напишите четыре предложения о своей одежде.

e.g. I have a white cap.

Unit 13 Clothes

Lesson 2 Where are my shorts?

4 Play "Picture dictation".



5 ✨ Look and write.

skirts — a skirt	jeans — X



Homework

Look and write.

Посмотрите и напишите.

e.g. She has ...



Unit 13 Clothes

Lesson 3 Do you like your uniform?

3b Choose and complete.

Girls wear _____

Boys wear _____

4 ✨ Write the words in the right box.

shorts trousers skirt shirt dress
jeans blouse T-shirt hat cap

girls	girls and boys	boys



Homework

Write about your school uniform.

Напишите о своей школьной форме.

I like _____.

Girls wear _____.

Boys _____.

Unit 13 Clothes

Lesson 4 Let's play!

4 Work in pairs. Find five differences.

Picture A	Picture B
e.g. a white hat	a red hat
_____	_____
_____	_____
_____	_____
_____	_____
_____	_____



Homework

Complete the sentences.

Допишите предложения.

It is hot in summer. Girls wear _____

_____.

Boys wear _____

_____.

I _____

_____ in summer.

In spring I wear _____

_____.

Unit 14 The world of fairy tales

Lesson 1 I like cartoons.

2d Look and match.

- 1 What big eyes you have! d
- 2 What big ears you have!
- 3 What big teeth you have!
- 4 What a big nose you have!



(a)



(b)



(c)



(d)



Homework

Put the sentences in order.

Расставьте предложения по порядку.

- Granny, what big eyes you have!
- 1 Little Red Riding Hood goes to her granny.
- The wolf runs and eats granny up.
- Granny, what big teeth you have!
- She meets the wolf.

Unit 14 The world of fairy tales

Lesson 2 On the farm

3b Choose an animal and write.



Homework

Look and write about wild animals.

Посмотрите и напишите о диких животных.



e.g. Tigers are big cats.

They are black and yellow.

They can run, jump, swim and bite.

Unit 14 The world of fairy tales

Lesson 3 Let's go to Susambil!



Homework

1a Look and put the pictures in order. Посмотрите и расставьте рисунки по порядку.

e.g. 1 – d



1b Describe the pictures.

Опишите рисунки.

e.g. Mother likes Qimmat.
She doesn't like Zumrad.

Progress check 6

1 Choose the correct answer.

1 Her name's Guli. _____ likes cartoons.

a) she b) he c) we

2 My brother _____ eighteen.

a) am b) is c) are

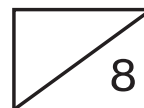
3 I have _____.

a) five book b) books five

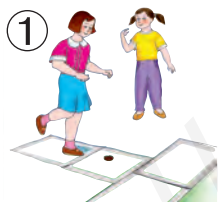
c) five books

4 I _____ to school on Sundays.

a) go b) don't go c) going



2 Look and match.

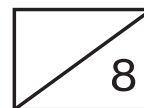


a) see-saw

b) sharpener

c) pencil case

d) hopscotch



3 Complete the sentences.

A: Can I _____ a pen?

B: No, _____.

A: Can I have a pen, _____?

B: Yes. Here _____ are.

