

Kids' English



Uliwma orta bilim beriw mektepleriniń 2-klass ushin sabaqlıq

Qayta islengen hám toliqtirilgan úshinshi basılım

Ózbekstan Respublikası Xalıq bilimlendiriw ministrligi tárepinen tastıyqlanğan



TASHKENT
«O'ZBEKISTON»
2018

UO'K 811.111(075)
KBK 81.2Ingl
K 40

Avtorlar usi oqiw-metodikaliq toplanini jaratiliwina biyminnnet jârdemleri hám qimbatli másláhátleri ushin Britaniya Keñesi direktori S. Maknaltige hám de Respublika bilimlendiriw orayı qánigelerine óz minnetdarshılıgın bildiredi.

Oqiw-metodikaliq toplanın sinawdan ótkeriwde qatnasqan respublikamızdıń barlıq mektep oqıtıwshıları hám oqıwshılarına hám de usı toplanı boyınsha 1—2-klaslardıń oqıtıwshıların tayarlawda qatnasqan trenerlerge, sonday-aq, Ullı Britaniya, Norvidj til úyretiw instituti akademiyasınıń direktori Rod Bolaytoǵa, IATEFL wákili Les Kirkxemge, Britaniya Keñesi joybar bas menedjeri Natalya Sarikovaǵa, inglis tilin úyretiw boyınsha xalıqaralıq másláhátshiler Uendi Arnold hám Bern Bryuerton hám de basqa pikir bildiriwshilerge ayırıqsha minnetdarshılıq bildiredi.

Avtorlar toparı

S.S. Xan, L.H. Jurayev, K.A. Inogamova, O.N. Maxsudova

Ilimiy másláhátshi:

M.T. Irisqulov

Ózbekstan Mámleketlik jáhán tilleri universiteti janındaǵı Shet tillerin oqıtıwdıń innovaciyalıq metodikaların rawajlandırıw Respublika ilimiy-ámeliy oraylıq bólim baslıǵı, professor

Arnawlı redaktor:

Bóribay Shaniyazov — f. i. kandidati, NMPInıń aǵa oqıtıwshısı;

Roza Rzaeva — NMPInıń aǵa oqıtıwshısı.

Alima Urazova — TITU Nókis filiali aǵa oqıtıwshısı.

Shártli belgiler:



— tırlap túsiniw yaki video shınıǵıwların orınlaw;



— oyın tárizdegi shınıǵıwlardı orınlaw;



— kúshli oqıwshılar yaki klaslar ushin qosımsha tapsırma;



— oqıwshılardıń belsendiligin asırıw ushin dene shınıǵıwlar;



— jumıs dápterine jazıw, súwretler soǵıw, boyaw hám t.b. ushin arnalǵan tapsırmalar;



— sóylew ámeliyatı ushin dialog teksti.

Respublika maqsetli kitap qorı qarjıları esabınan basıp shıǵarıldı.

© S. Xan hám basq., 2014, 2016, 2018
© «O'ZBEKISTON» NMIU, 2014, 2016, 2018
Qaraqalpaqsha awdarma
© «Bilim» baspası, 2016, 2018

ISBN 978-9943-28-126-4

Áziz oqıwshılar hám ata-analar!

Kids' English 2 oqıw-metodikalıq toplamı Ózbekstan Respublikası Prezidentiniń 2012-jıl 10-dekabrdegi «Shet tillerin úyreniw sistemasın jáne de jetilistiriw ilajları haqqındaǵı PQ-1875-sanlı qararında belgilengen talaplar hám wazıypalardan kelip shıqqan halda inglis tilin úyretiwdiń eń zamanagóy hám aldınǵı pedagogikalıq texnologiyalar hám de metodlar principiari tiykarında jaratıldı.

Oqıw-metodikalıq toplam Sabaqlıq, Jumıs dápteri, Multime-diya resursı hám de Oqıtıwshı ushın metodikalıq qollanbalardan ibarat bolıp, olar 2-klasqa endi qádem qoyǵan kishkene balalarımız inglis tilinde dáslepki sabaq alıwına bahalı járdem beretuǵın kóplegen qızıq hám ájayıp shınıǵıwlar, oınlar, qosıqlar hám t.b. lardı óz ishine alǵan. Olardı balalarımızǵa maqsetke muwapıq túrde jetkerip beriwde, álbette Siz áziz oqıtıwshılar hám ata-analardıń úlesi úlken.

2-klastan baslap oqıw, jazıw, tıńlap túsiniw hám sóylew tiykarında inglis tilin úyretiwge arnalǵan usı oqıw-metodikalıq toplam kemshiliksiz emes ekenligi tábiyiy. Sonıń ushın oqıw-metodikalıq toplam boyınsha bildiretuǵın pikirlerińiz biz avtorlar ushın bahalı.

Oqıw-metodikalıq toplam balalardı zeriktirmeydi, kerisinshe inglis tilin úyreniwge qızıǵıwshılıq oyatıw menen birge quwanış baǵıshlaydı degen úmittemiz.

Avtorlar

Units and Lessons		Pages
Unit 1 All around me		
Lesson 1	A – apricot, B – bee	6
Lesson 2	I have ...	8
Lesson 3	This is my friend.	10
Lesson 4	Let's play!	12
Unit 2 Days of the week		
Lesson 1	I can ...	14
Lesson 2	What's your favourite day?	16
Lesson 3	Sunday, Monday ...	18
Lesson 4	Let's play!	20
	Revision 1	21
Unit 3 My free time		
Lesson 1	I like ...	22
Lesson 2	On Sunday we ...	24
Lesson 3	What's that?	26
Lesson 4	Let's play!	28
Unit 4 My hobby		
Lesson 1	I collect trains.	30
Lesson 2	What's your hobby?	32
Lesson 3	I have eight planes.	34
Lesson 4	Let's play!	36
	Revision 2	37
Unit 5 My day off		
Lesson 1	We like playing tag.	38
Lesson 2	Do you like ...?	39
Lesson 3	I don't like ...	40
Lesson 4	Let's play!	41
Unit 6 School things		
Lesson 1	Eleven, twelve ...	42
Lesson 2	We have ...	43
Lesson 3	Can I have a pen, please?	44
Lesson 4	Let's play!	45
	Revision 3	46
	I can ...	46
Unit 7 My school		
Lesson 1	Our school is big.	47
Lesson 2	The door is brown.	48
Lesson 3	Is this ...?	49
Lesson 4	Let's play!	50
	Revision 4	51
	I can ...	52
Unit 8 Time		
Lesson 1	In the morning	53
Lesson 2	It's 2 o'clock.	54
Lesson 3	What's the time, Mr Wolf?	55

Units and Lessons		Pages
Lesson 4	Let's play!	56
	Revision 5	57
Unit 9 School subjects		
Lesson 1	My favourite subject	58
Lesson 2	Sevara likes maths.	59
Lesson 3	Sevara doesn't like ...	60
Lesson 4	Let's play!	61
	Revision 6	62
	I can ...	63
Unit 10 Months		
Lesson 1	January, February ...	64
Lesson 2	There are 30 days in ...	65
Lesson 3	What's your favourite ...?	66
Lesson 4	Let's play!	67
	Revision 7	68
Unit 11 Holidays		
Lesson 1	I like presents.	69
Lesson 2	It's in September.	70
Lesson 3	Happy Navruz!	71
Lesson 4	Let's play!	72
	Revision 8	73
	I can ...	74
Unit 12 My day		
Lesson 1	I make my bed.	75
Lesson 2	It's time ...	76
Lesson 3	You are late!	77
Lesson 4	Let's play!	78
	Revision 9	79
Unit 13 Clothes		
Lesson 1	She has a pink dress.	80
Lesson 2	Where are my shorts?	81
Lesson 3	Do you like your uniform?	82
Lesson 4	Let's play!	83
	Revision 10	84
	I can ...	84
Unit 14 The world of fairy tales		
Lesson 1	I like cartoons.	86
Lesson 2	On the farm	87
Lesson 3	Let's go to Susambil!	88
Lesson 4	Let's play!	89
	Revision 11	90
	Revision 12	91

Unit 1 All around me

Lesson 1 A – apricot, B – bee



1 Listen and sing.

Тiнлаñ хám qosiq ayтiñ.



2a Look, listen and point.

Súwretke qarañ, тiнлаñ хám kórsetiñ.



2b Play “I can say ...”.

«Men ayta alaman ...» oyinиn oynañ.

e.g. A: a cat.

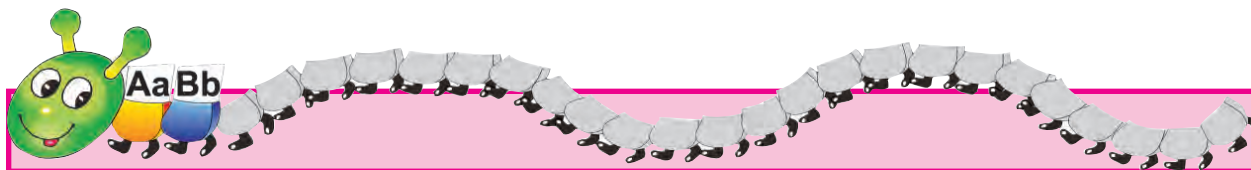
B: I can say “Meow”.



3 Play “1, 2, 3 – hop! 1, 2, 3 – stop!”

«1, 2, 3 – hop! 1, 2, 3 – stop!» oyinиn oynañ.






4



Write the letters.

Háriplerdi jazirń.

Aa



Bb

5a



Look at A. Count and match.

A súwretke qarań. Haywanlardı sanań hám sáykes súwret hám sandı belgileń.

A



B



5b



Look at B. Listen and repeat.

B Súwretke qarań. Tırılań hám tákirarlań.

Unit 1 All around me

Lesson 2 I have ...



1

Listen and sing.



Tiñlañ hám qosıq aytıñ.



2

Look and say.

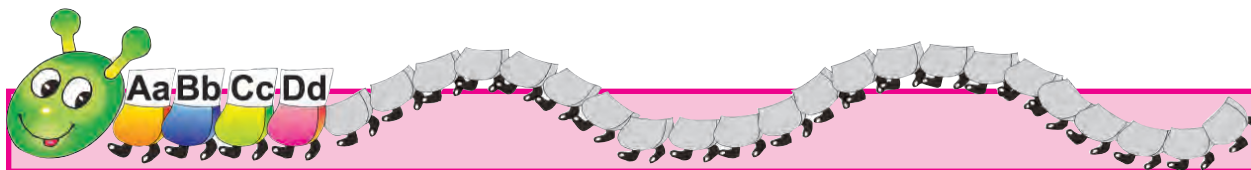
Súwretke qarañ hám aytıñ.



3

Play "I have two grandads".

«Meniñ eki atam bar» oyin oynañ.



4



Write the letters.

Háriplerdi jazıń.



Cc

Dd




5




Work in pairs. Play “Look and guess”.

Jupliqta orinlań. «Qarań hám tabıń» oyınını oynañ.



Unit 1 All around me

Lesson 3 This is my friend.

1  **Listen and sing.**
 Tiñlañ hám qosıq
 aytıñ.

His name's Aziz.
 My name's Sevara.

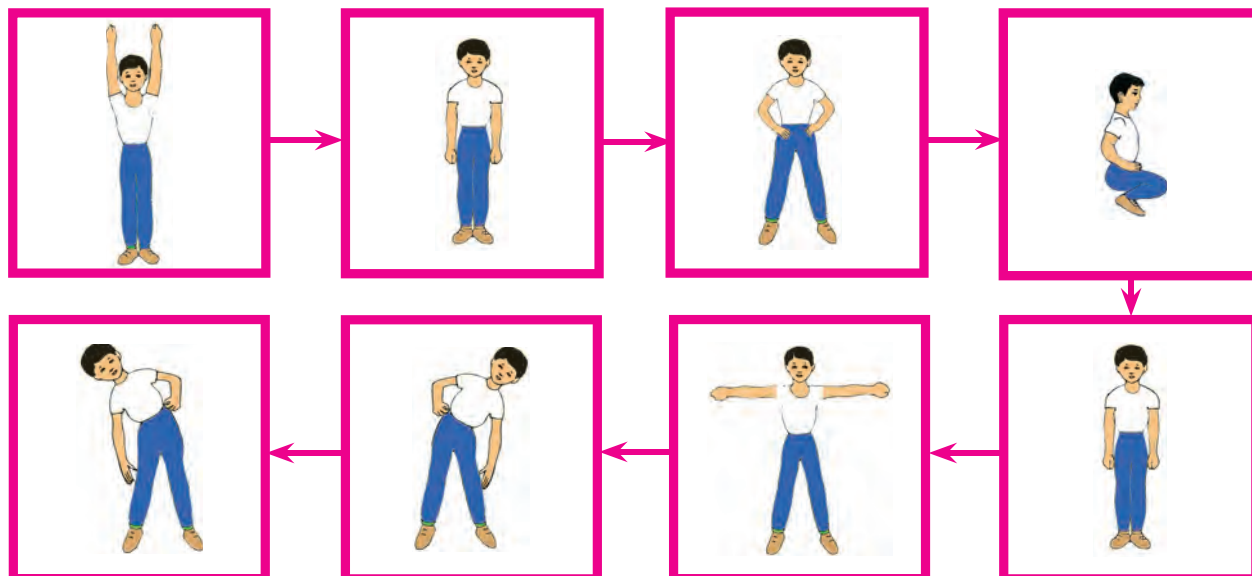
2  **Play "Snowball".**
 «Qar tobi» oyınin oynañ.



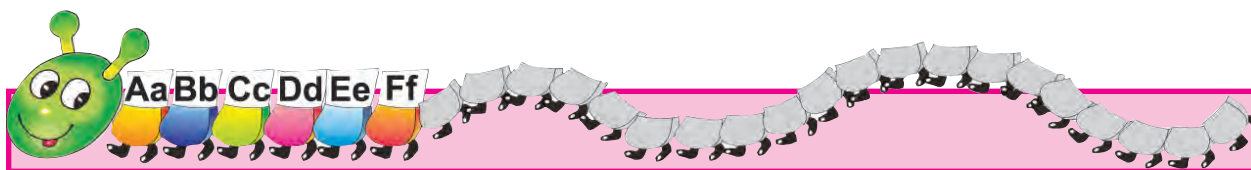
3  **Play "This is my friend. His name's ...".**
 «Bul meniñ dostım. Onıñ atı ...» oyınin oynañ.



4  **Look and do.**
 Súwretke qarañ hám orınlañ.



His name's Aziz. =
 His name is Aziz.



5



Write the letters.

Háriplerdí jazirń.

Ee



Ff




6



Play "Letters".


«Háripler» oyinń oynañ.

































Unit 1 All around me
Lesson 4 Let's play!

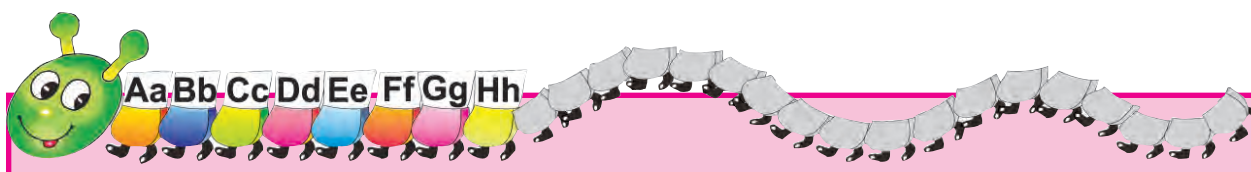
1  **Listen and sing.**
 Tiñlañ hám qosiq aytiñ.

2  **Work in pairs. Play "Revision game".**
 Jupliqta orinlañ. «Tákirarlaw oyın»in oynañ.



	A	B	C	D	E	F
1						
2						
3						
4						
5						

It's a cat. = It is a cat.



3



Write the letters.

Háriplerdi jazirń.



Gg



Hh



4



Play "Bingo".

«Bingo» oynin oynań.



Colour Bingo

Toy Bingo

Unit 2 Days of the week

Lesson 1 I can ...


1  **Listen and repeat.**
Tińlań hám tákirarlań.

2a  **Play "Jump".**
«Sekiriń» oyının oynań.



e.g. A: Jump.

B: I can jump.



2b **Work in pairs. Point and say.**
Jupliqta orinlań. Kórsetiń hám aytiń.

2c  **Work in pairs. Mime and say.**
Jupliqta orinlań. Ím menen kórsetiń hám aytiń.





3



Write the letters.

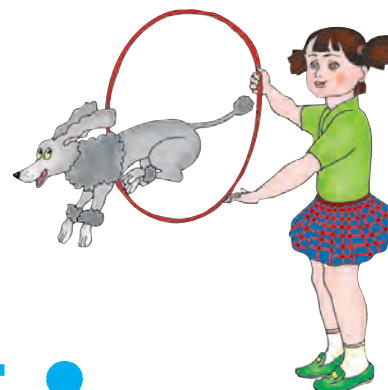
Háriplerdi jazirń.



in



Ii



Jj




4



Play "Letters".

«Háripler» oyrinń oynarń.



Unit 2 Days of the week

Lesson 2 What's your favourite day?



1

Listen and sing.

Tiñlañ hám qosıq aytıñ.



2

Play "Ball".

«Top» oyınin oynañ.

e.g. **A:** (throws a ball) Sunday.



3




Listen and repeat.



Tiñlañ hám tákirarlañ.

What's = What is



4   **Write the letters.**
Háriplerdí jazırń.



5   **Play "Interview".**
„Intervyu“ oyınını oynañ.

What's your favourite day?



6   **Write, draw and colour.**
Jazırń, sizirń hám boyañ.

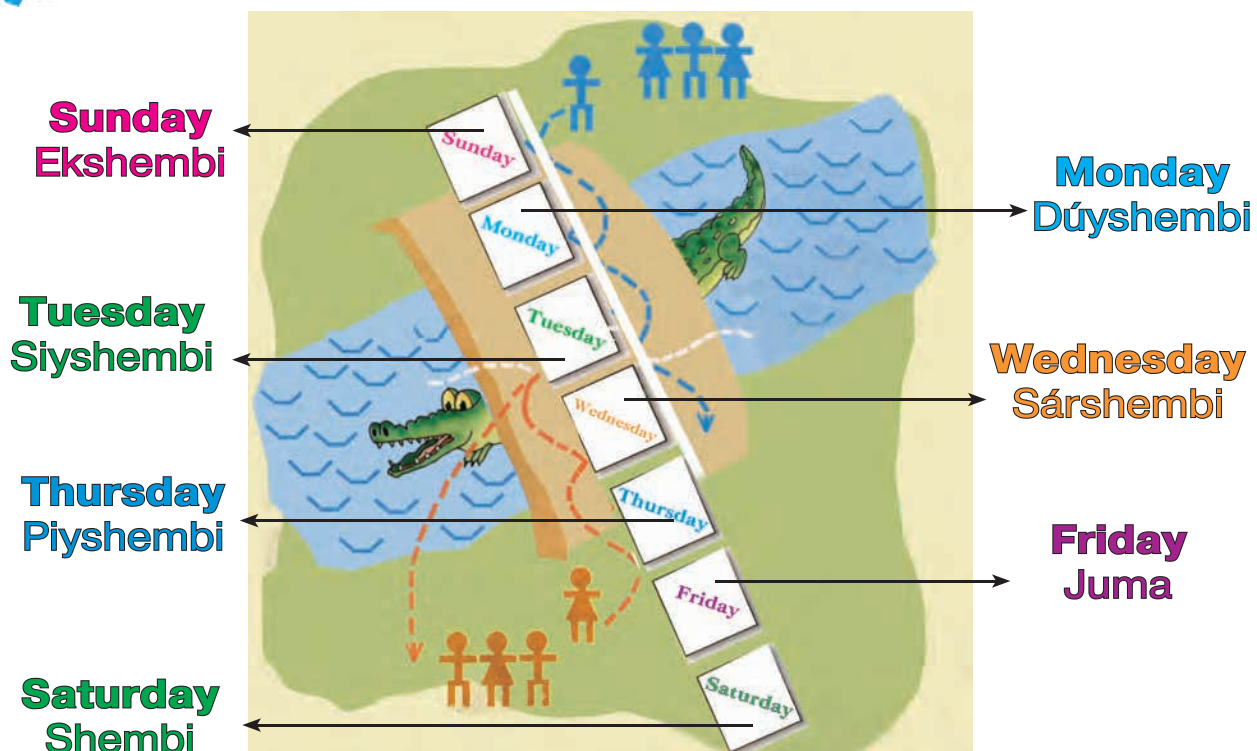
Unit 2 Days of the week

Lesson 3 Sunday, Monday ...

- 1  **Listen and sing.**
Tiñlañ hám qosiq aytiñ.



- 2  **Play "Cross the river".**
«Dáryadan ótiñ» oyiniñ oynañ.





3



Write the letters.

Háriplerdi jazıń.

Nn



Mm

4



Play “Do sums”.

«Misallardi sheshiń» oyınin oynań.

10
9+1
8+2

9+1=10

14+6=20





20
14+ 6
7+13



9+1=10
Nine plus one is ten.

Unit 2 Days of the week

Lesson 4 Let's play!

- 1  **Listen and sing.**
Tiñlañ hám qosiq aytiñ.
- 2  **Play "Run and take".**
«Juwir hám al» oyinini oynañ.
- 3  **Read and match.**
Oqirñ hám saykes kelgen sozdi belgileñ.
- 4  **Work in pairs. Play "Make a word".**
Jupliqta isleñ. «Söz jasañ» oyinini oynañ.

Revision 1



1 Play “ABC”.
„ABC“ oʻyinini oʻynań.



2 Play “Snakes and Ladders”.
«Jılanlar hám zángiler» oʻyinini oʻynań.



Move up! ↑
Joqaríga qaray háreket etiń.

Move down! ↓
Tómengge qaray háreket etiń.

25	26	27 19+1=	28 10, 9, ..., 1	29	30 Ek-shembi
24	23 20, ..., 25	22	21	20	19 3+5=
13 7+12=	14 Juma	15	16 Shembi	17	18
12 3+6=	11 Piy-shembi	10	9 Sár-shembi	8 11+7=	7
1	2 Dúy-shembi	3	4 5+4=	5 Siy-shembi	6 10, ..., 15


Unit 3 My free time



Lesson 1 I like ...

- 1**  **Listen and repeat.**
 Tiñlañ hám tákirarlañ.



- 2a**  **Look, listen and tick.**
 Qarañ, tiñlañ hám belgileñ.

- 2b**   **Play “What colour do you like?”.**
 «Qanday reñdi unatasız?» oýinini oýnañ.

- 3**   **Work in pairs. Play “I like lemons”.**
 Jupliqta isleñ. «Limonlardı jaqsı kóremen» oýinini oýnañ.





4



Write the letters.

Háriplerdi jazir.



Oo



Pp




5



Play "I like ...".

«Men ...» di unataman oyinini oynan.




Unit 3 My free time

Lesson 2 On Sunday we ...

1  **Play “What’s your favourite game?”**
«Unatatuǵın oyınıń qanday?» oyının oynań.

2a **Look, listen and repeat.**
Qarań, tıńlań hám tákirarlań.

On Monday we play handball.



2b  **Play “On Monday we play ...”.**
«Dúyshembi kúni biz ... oynaymız» oyının oynań.



3



Write the letters.


Háriplerdi jazir.



Qq

?

Rr



4



Listen and say the chant.

Chantti tirlañ hám aytir.



Monday



Tuesday



Wednesday



Thursday



Friday



Saturday,

one, two, three.

Sunday




come with me.

Monday
on Monday

Unit 3 My free time

Lesson 3 What's that?

1a  **Look, listen and repeat.**
Qarañ, tiñlañ hám tákirarlañ.



Look! That's a lion.

And that's a tiger.



1b **Point and say.**

Kórsetiñ hám aytiñ.

e.g. That's a ...

1c **Work in pairs. Ask and answer.**

Jupliqta isleñ. Sorañ hám juwap beriñ.

A: (points) What's that?

B: That's a crocodile.

2  **Play "Listen and guess".**

«Tiñlañ hám tabriñ» oyiniñ oynañ.



A: It's big. It can swim.

B: That's a crocodile.



3




Write the letters.


Háriplerdi jazirń.



Tt



Ss




4



Look and say.

Qarań hám aytirń.



This is a dog.
That's a cow.


That's a kite. =
That is a kite.

Unit 3 My free time

Lesson 4 Let's play!

1  **Listen and sing.**
Tińlań hám qosıq aytıń.

2  **Play "Find your pair".**
«Jubırdı tap» oyınını oynań.



4a  **Work in pairs. Make sentences.**
Juplıqta isleń. Gáppler dúziń.



4b  **Play "Running dictation".**
«Juwırıw diktantı» oyınını oynań.





3



Write the letters.

Háriplerdi jazirń.



Uu




Vv

5



Play “Look and say”.

«Qarań hám aytiń» oyinın oynań.



6



Play “ABC”.

«Álipbe» oyinın oynań.



Unit 4 My hobby

Lesson 1 I collect trains.



1 Listen and repeat.

Tiñlañ hám tákirarlañ.

2a

Look, read and match.

Qarañ, oqıñ hám súwretke say gápti tabıñ.

What's this?

It's a kite.

It's a ball.

It's a doll.

It's a plane.

It's a car.

It's a train.

2b



Read, draw and write.

Oqıñ, sizıñ hám jazıñ.

2c



Play "I collect trains".

«Poezdlar toplayman» oyınını oynañ.



3



Write the letters.

Háriplerdi jazirń.

Xx



taxi



box

Ww



4



Read and match.

Oqirń hám tekstke tuwrı keletuđın súwretti tabırń.

- 1 Hi. My name's Ben. I like books.
- 2 Hello. My name's Ann. I like films.
- 3 Hello. My name's Kate. I like computer games. I have 20 computer games.

a



b



c



Unit 4 My hobby

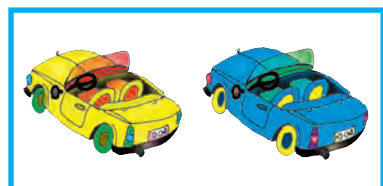



Lesson 2 What's your hobby?

1  **Listen and sing.**
Tińlań hám qosıq aytıń.

2  **Play "What's your hobby?"**
«Jaqsı kóretuǵın shınıǵıwıńız ne?» oyının oynań.

e.g. A: What's your hobby?

B: My hobby's planes.



3  **Work in groups. Play "Let's play games".**
Toparlarda isleń. «Keliń, oýınlar oýnaymız».





4



Write the letters.

Háriplerdi jazír.

Yy

Do you like yellow?

Zz



5



Look, listen and read.

Qarań, tírlań hám oqır.



Tigers and lions In the zoo.

Kangaroos, crocodiles, Zebras too.

Count the monkeys Two by two.

All the animals In the zoo.



Unit 4 My hobby

Lesson 3 I have eight planes.



1

Listen and sing.

Тинлаń һам қосиқ айтиń.



2a

Look, listen and write.

Қараń, тинлаń һам жазиń.

I collect planes.

Zumrad

Jasur

Lucy

Zarina

Harry

Umid



2b

Work in pairs. Point and say.

Тоғарларда ислеń. Кórsetиń һам айтиń.

e.g. **A:** (points)

B: My name's Zumrad. I collect planes.
I have eight planes.




2c

Complete the sentences.

Ғáплерди толиқтириń.



3a  **Play “Are you a parrot?”**
«Siz totiqussiz ba?» oʻyinini oynań.

I have two legs and two wings.



Are you a parrot?

3b  **Play “How many legs do you have?”**
«Sizdiń neshe ayaǵıńız bar?» oʻyinini oynań.

Unit 4 My hobby

Lesson 4 Let's play!



1

Listen and sing.

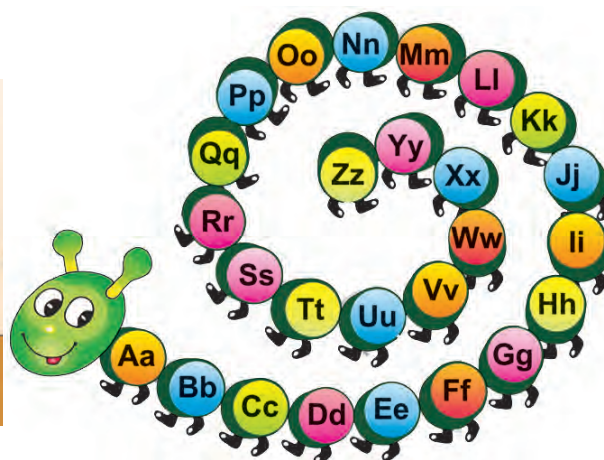
Тiрлаñ хám қосиқ айтиñ.

2a



Look, listen and repeat.

Қараñ, тiрлаñ хám тákирарлаñ.



2b



Sing "ABC song".

«ABC қосиғи» айтиñ.

2c



Look and complete.

Қараñ хám тákирарлаñ.



3



Play "ABC".

«Áлiпбе» ойини ойнаñ.



4



Play "Name Line".


«Атирiздiñ тáртиби бойиша diziliñ» ойини ойнаñ.



Revision 2

1  **Work in pairs. Play “Make a word”.**
Jupliqta isleń. «Sóz jasań» oyının oynań.

2  **Listen, repeat and do.**
Tıńlań, tákirarlań hám orınlań.






3  **Work in pairs. Play “Questions”.** **Choose a colour and a category.**
Jupliqta isleń. «Sorawlar» oyının oynań. Tuwrı kelgen reń hám toparın tańlań.

e.g. **A:** Name, pink.

B: What’s his name?



His name is ...

Points	Name	Favourite	Hobby
5	What’s your name?	What’s your favourite colour? 	What’s your hobby?
10	What’s his name? 	What’s your favourite day?	What’s his hobby? 
15	What’s her name? 	What’s your favourite season?	What’s her hobby? 

Unit 5 My day off

Lesson 1 We like playing tag.

1a  **Look, listen and repeat.**



watching TV



playing see-saw



Bingo!

playing games



playing tag



playing hopscotch

1b  **Work in pairs. Point and say.**

e.g. **A:** (points).

B: Playing hopscotch.

2 **Listen and repeat.**

Playing hopscotch,

Playing games,

Playing see-saw,

Playing tag.

3a  **Play “I like playing tag”.**

3b  **Work in groups of 4. Play “You like ...”.**

e.g. **A:** (mimes).


B: You like playing hopscotch.

4  **Write the sentences.**

I like playing
I like running

Unit 5 My day off

Lesson 2 Do you like ...?

1  **Sing the song.**


2a  **Look, listen and repeat.**

Do you like jumping a rope?



Yes, we do.

Do you like swimming?



No, I don't.

2b  **Work in pairs. Play "Ask and answer".**

A: Do you like jumping?



B: No, I don't. (Yes, I do.)

Do you like climbing?



No, I don't.

3a   **Listen and tick.**

3b  **Complete the sentences.**

Do you like ...?

Yes, I do. / No, I don't.

Unit 5 My day off

Lesson 3 I don't like ...

1  **Listen and sing.**

2a  **Look, listen and repeat.**

1 Hello! My name's Beeny.

2 Granny, do you like flowers? Yes, I do. I like flowers! My favourite season is spring.

3 I like sunny days. I don't like rainy days.

4 Grandad, do you like playing tag? No, I don't. I like honey and counting. And I don't like lazy boys!

2b  **Look, read and match.**

3a  **Listen and repeat.**

grass water corn carrot cabbage

3b  **Read and match.**

3c  **Play "They like/ don't like ...".**

I like sunny days.
I don't like rainy days.

Unit 5 My day off

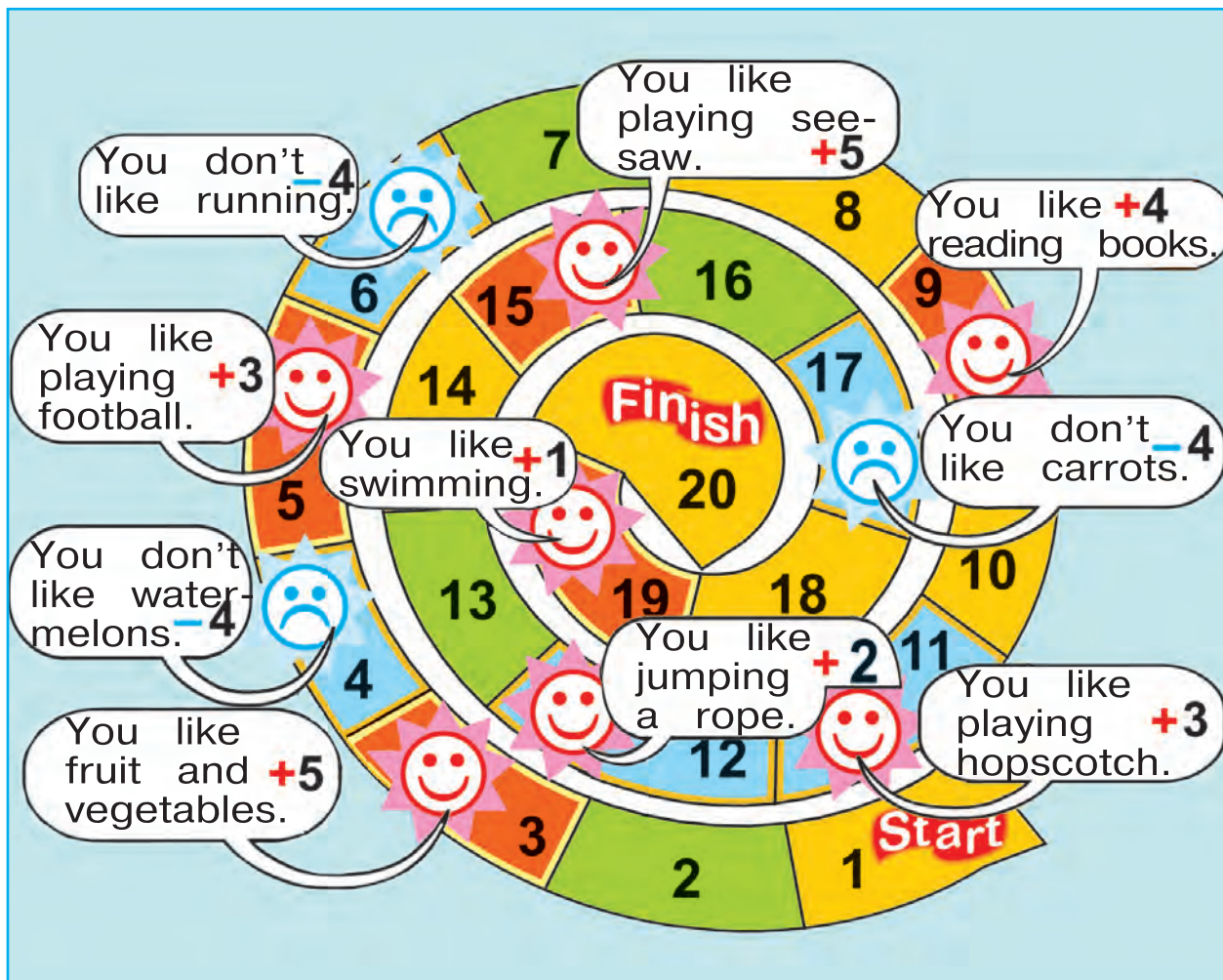
Lesson 4 Let's play!

1a  **Look, listen and repeat.**



1b  **Sing and play.**

2  **Play "You like / don't like ...".**




Unit 6 School things

Lesson 1 Eleven, twelve ...

1  **Listen and sing.**

2a  **Look, listen and repeat.**

one	eleven
two	twelve
three	thirteen
four	fourteen
five	fifteen
six	sixteen
seven	seventeen
eight	eighteen
nine	nineteen
ten	twenty



2b   **Write the numbers.**

3   **Play “Numbers”.**

4   **Play “More. Less”.**

5  **Play “How old is your sister?”**

Unit 6 School things

Lesson 2 We have ...

1  Listen and sing.

2  Look, listen and repeat.



an album



a pencil case



a sharpener

3  Play "Memory game".



an eraser

4   Play "Numbers".



5a   Work in groups of 4.
Play "We have ...".

colour pencils

We have five pink pens.



5b  Play "Reporting".



A: We have ten blue pencils.

B: We have seven blue pencils.

6   Play "Run and tap".



Unit 6 School things

Lesson 3 Can I have a pen, please?



1 Listen and sing.



2 Write the words in the right column.



3a Look, listen and repeat.

Can I have a somsa, please?

Thank you.

Here you are.



3b Look and complete.



3c Work in pairs. Play “Can I have ... ?”

A: Can I have a ...?

B: Yes, here you are.

A: Can I have a ...?

B: No, sorry.



4 Look and do.



5 Work in groups of 4/5. Play “Please”.

A: Can I have a pen?

B: No, sorry.

A: Can I have a pen, please?

B: Yes. Here you are.

Unit 6 School things

Lesson 4 Let's play!

1  Listen and sing.

2  Look, listen and repeat.

What's in your bag?



I have pens, books, pencils, a hot dog ...



It's not a hot dog.
It's a "hot cat!"



Oh, no!

Meow ...



3   Play "What's in your bag?"

4   Play "Five questions".

5   Play "Bingo".

6  Silent picture dictation.

Revision 3

1 Play “Memory game”.



2 Play “I like .../don't like ...”.

e.g. I like bananas. I don't like apples.

3 Play “Numbers”.



4 Work in pairs. Ask and answer.

1 3 5 10 12 15 16 17 18 20

e.g. Pupil 1: Blue.

Pupil 2: One.




5    Play “Make a word”.

I can ...

6 Work in pairs. Do the quiz “I can ...”.

1) I can say the ABC.

Álipbeni ayta alaman.



2) I can speak and write about my family.

Shańarađım haqqında aytıp, jaza alaman.

e.g. I have ...

3) I can say the days of the week.

Hápte kúnlerin ayta alaman.

e.g. Monday ...

4) I can speak about my hobby.

Unatatuđın shınıđıwım haqqında ayta alaman.

e.g. My hobby's ...

5) I can count, read and write from 1 to 20.

1 den 20 ға deyin sanap, oqıp hám jaza alaman.

Unit 7 My school

Lesson 1 Our school is big.

1  Listen and repeat.

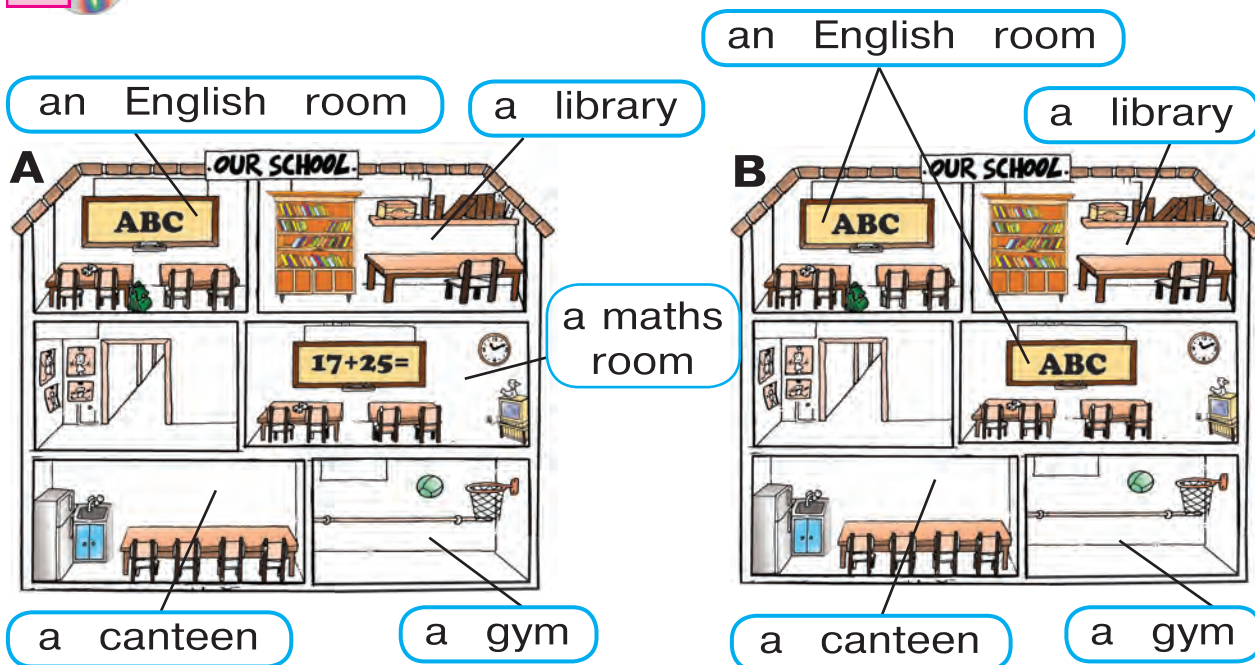
2a Look, listen and repeat.

our school classroom
library gym canteen

2b Work in pairs. Point and say.

3 Look, listen and do.

4a  Look, listen and guess.



4b  Work in pairs. Look and write.

4c  Work in pairs. Show and say.

e.g. This is our school.

It's

We have

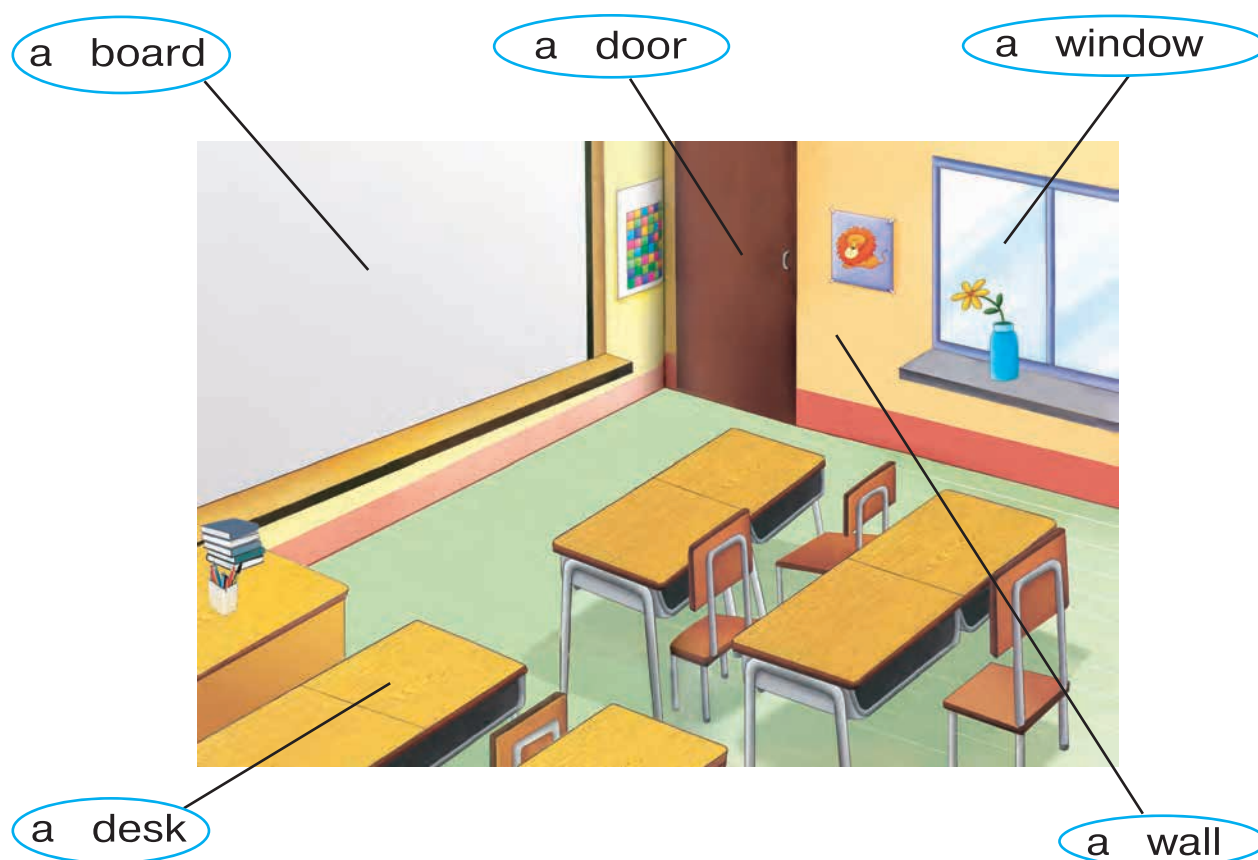
Unit 7 My school

Lesson 2 The door is brown.

1  Listen and repeat.

2 Listen and complete.

3a  Look, listen and repeat.



3b  Play "Run and tap".

4  Read and stick.

5  Look and complete.

6  Look and write.

Unit 7 My school

Lesson 3 Is this ...?

1a Look and say.

Good morning,
Mr Brown.

This is my
teacher, Mr
Brown.

Good
morning.

This is my
teacher, Mrs
Green.


Good morning.

Good morning,
Mrs Green.

1b Work in threes. Play "Teachers".

2 Look, listen and point.

3 Look and read.



Is this a
library?

Is this a library?

Where's
the library?



Oh, no!
This is a gym.



No, it's
an English
room.

Is that a library?



No, it's a canteen.

Is this a
library?



Hm...

Yes. Do
you like
reading
books?

4   **Look and complete.**

Unit 7 My school

Lesson 4 Let's play!

1 Play "Look and say".



Ask a question.



Make a sentence.









2  Work in groups. Play "This is my school".

Revision 4

1  Play “Make a word”.

2 Work in two teams. Choose and Say.

Points	Classroom	School	Read and answer	Read and do
1	This is ... 	That is a ... 	What colour is the door?	Stand up, go to the board and say: “This is my teacher Mrs/Mr ...”.
2	The books are ... 	Is this ...? 	What’s this? 	Look and say the time. 
3	Complete. Desk, board, ..., ... and ...	Say five school rooms.	What’s on the table?	Go to the door. Open it. Say “Good bye”.
4	Our class-room is ...	Our library is ...	What’s in your class-room?	Say seven days of the week.

I can ...

3 Work in pairs. Do the quiz "I can ...".

1) I can speak about school things.

Oqiw qurallari haqqida ayta alaman.

e.g. I have ... It's ...



2) I can say and write about my free time.

Bos waqtim haqqida aytıp, jaza alaman.

e.g. I like ...

3) I can say and write about my Sunday.

Demalis kúnim haqqida aytıp, jaza alaman.

e.g. On Sunday I ...

4) I can use "This is ..." and "That is ..." in sentences.

"This is ..." hám "That is ..." sózlerin gáplerde qollana alaman.

e.g. This is a book. That is a door.


5) I can ask questions using "Is this ...?/Is that ...?" and answer them.

"Is this ...?/Is that ...?" sózleri járdeminde sorawlar bere alaman hám olargá juwap bere alaman.

Is this a dog?



Is that a kite?



Unit 8 Time

Lesson 1 In the morning

1 Sing the song.

2 Look and say.



morning





afternoon



evening

3a Read and complete the table.



1 get up **2** brush teeth **3** have breakfast **4** go to school **5** play games **6** watch TV

3b Play “Point and say”.

3c Work in pairs. Play “Miming”.

e.g. **A:** Brush teeth. **B:** (mimes).

4 Work in pairs. Listen and say.

e.g. **A:** I get up **B:** ... in the morning.

5 Write three sentences.

e.g. I brush teeth in the morning.

Unit 8 Time

Lesson 2 It's 2 o'clock.

1  **Look, listen and say.**



It's 2 o'clock.



It's 2.30.

2  **Look and do.**



3   **Listen, repeat and write the time.**

4  **Play "My favourite time".**

e.g. **A:** What's your favourite time?

B: It's three o'clock. (I play games.)

5   **Play "Clock".**

It's 10.30



6   **Play "Time Bingo".**

Unit 8 Time

Lesson 3 What's the time, Mr Wolf?

1  **Work in pairs. Listen and repeat.**



2   **Work in pairs. Ask and complete.**

3  **Play "What's the time, Mr Wolf?"**

4a **Look and say.**

at  = **at** eight o'clock

at  = **at** twelve thirty

4b  **Play "I get up at 7 o'clock".**

e.g. A: Get up.

B: I get up at 7 o'clock. Have breakfast.

C: I have breakfast at

5   **Write three sentences.**

e.g. I have breakfast at 7.30.

Unit 8 Time
Lesson 4 Let's play!



1 Play "What's the Time?"



2 Play "Time Game". Say the time and a sentence.

e.g. A: What's the time?

B: It's 8 o'clock. I go to school.

Revision 5

1   Play “Backdrawing”.

2   Play “What’s the time?”



3 **Work in pairs. Do the quiz “I can ...”.**
Jupliqta «Men isley alaman» viktorinasin orinlañ.

1) **I can ask about and say the time.**

Waqit haqqında sorap, ayta alaman.

e.g. – What’s the time? – It’s eight o’clock.



2) **I can use the prepositions of time: in, at, on.** *In, at, on* waqit predloglarin paydalana alaman.

e.g. in the evening, at 7 o’clock, on Wednesday.

3) **I can make sentences with time.**

Men waqitqa baylanisli gapler quray alaman.

e.g. I have breakfast at 7 o’clock.

Unit 9 School subjects

Lesson 1 My favourite subject

1  **Listen and repeat.**

2a  **Look, read and match.**



2b  **Listen and repeat.**

3  **Play “What’s your favourite subject?”**

A: What’s your favourite subject?

B: English. What’s your favourite subject?

4a  **Look and write.**

4b **Work in group of 4. Listen and guess.**








PE = Physical education

Unit 9 School subjects

Lesson 2 Sevara likes maths.

1  **Look, say and write.**

gets up, has breakfast, plays games, goes to school, reads books, watches TV

 6.00	 6.30	 4.00	 5.30
 7.00	 7.30	 9.00	

e.g. Sevara gets up at 6 o'clock.
Sevara brushes her teeth at 6.30.

2  **Play "She likes music. I like maths".**

3a  **Work in groups of 4. Ask and write.**

3b  **Play "Reporting".**

e.g. Rustam gets up at 6. Madina gets up

4  **Read and say about Diana.**

e.g. Her name's Diana. She lives in London.

My name's Diana. I live in London. I get up at 6.30. I have breakfast at 7. I go to school "Green". I like my school. We have reading, writing, maths, music, PE and art.

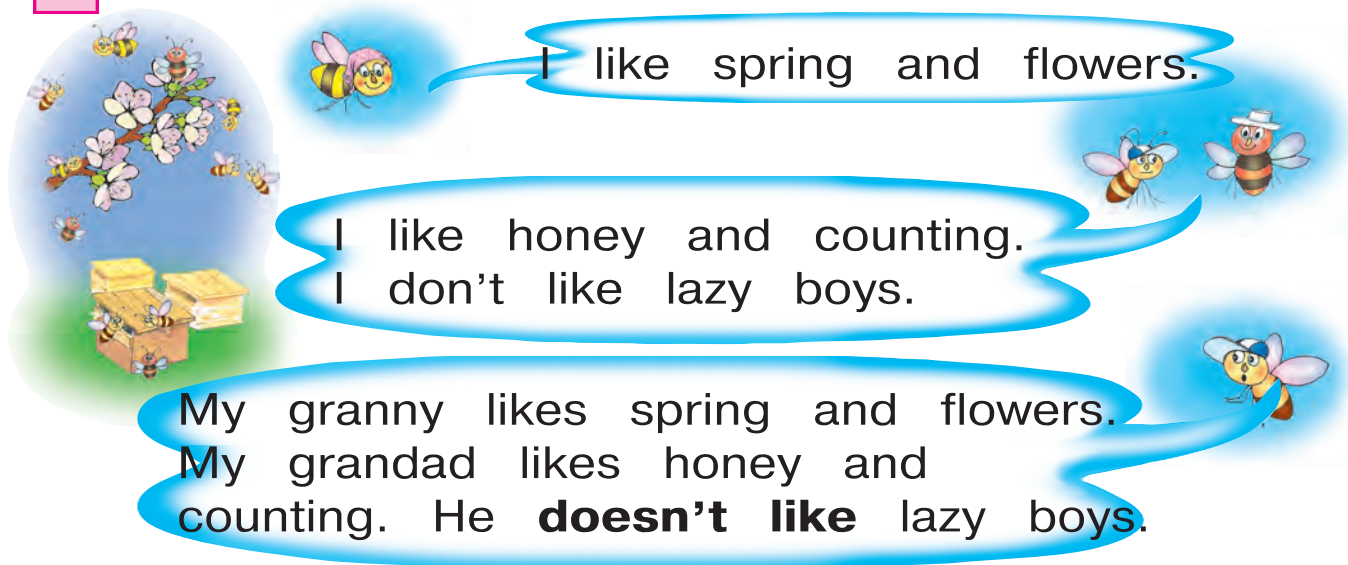
read	—	reads
watch	—	watches
have	—	has

Unit 9 School subjects

Lesson 3 Sevara doesn't like ...

1  **Listen and sing.**

2 **Look and read.**



3  **Play "I don't like ...".**

e.g. **A:** I don't like singing.

B: He doesn't like singing.

4a  **Work in groups. Play "Do you like ...?"**

 e.g. **A:** Do you like English?

B: Yes. Do you like music?

A: No, I don't.

4b **Report to the class.**

e.g. Amir likes English. He doesn't like music.

5  **Play "Listen and guess".**

e.g. **A:** She likes English and music.

She doesn't like maths.

B: Kate?

I don't like ...
He / She doesn't like ...

Unit 9 School subjects

Lesson 4 Let's play!

1  Sing the song.



2  Play "When do you have music?"

e.g. **A:** (throws a ball). When do you have art?

B: On Friday.

music, English, PE, maths, reading,
art, Uzbek, Russian

3  Play "Tic Tac Toe".

Revision 6

1 Work in pairs. Look, match and say.
e.g. We count at maths lessons.



- 1 We count ...
- 2 We read, write and speak English ...
- 3 We play football ...
- 4 We sing songs ...



- a) at music lessons.
- b) at PE lessons.
- c) at maths lessons.
- d) at English lessons.

2 Work in teams. Choose and say.

e.g. Days of the week, 10 points.

Days of the week	School things	School subjects	Time	Like playing/doing
10	10	10	10	10
20	20	20	20	20
30	30	30	30	30
40	40	40	40	40

3   **Work in pairs. Play "Make a word".**

I can ...

4 Work in pairs. Do the quiz "I can ...".

- 1) **I can say sentences with parts of the day.**
Kúnniń mezgilleri menen gápler ayta alaman.

e.g. I go to school in the morning. I watch TV in the afternoon.

- 2) **I can read and draw clocks.**

Men saatlardı aytip, soǵa alaman.

e.g. It's 8 o'clock.



- 3) **I can speak about school subjects.**

Men mekteptegi pánler haqqında sóyley alaman.

e.g. My favourite subjects

- 4) **I can speak about my day.**

Men kún tártibim haqqında sóyley alaman.

e.g. I get up at



- 5) **I can say what I do at the lessons.**

Sabaqlarda ne islewim haqqında ayta alaman.

e.g. I read and write

- 6) **I can say what my friend likes and doesn't like.** Men dostimniń neni jaqsı kóretuǵını hám jaman kóretuǵını haqqında ayta alaman.

e.g. My friend likes He doesn't

- 7) **I can ask and say when we have lessons.**

Sabaqlardıń qashan bolatuǵının sorap, ayta alaman.

e.g. — When do you have English?

— On Tuesday and Thursday.

Unit 10 Months
Lesson 1 January, February ...

1a Look and say in your mother tongue.

1b  Write the order.

1c  Check.



months

2  Play "Say in order".
A: September.
B: October.



3a Look and guess.

Dec	Sep	Mar	Jun	Aug	Oct
Jul	May	Apr	Jan	Nov	Feb

3b  Work in groups. Play "Write a month".

4  Play "Bingo".



5  Put the months in alphabetical order.
 e.g. 1 April 2 ...



Unit 10 Months

Lesson 2 There are 30 days in ...

1  **Listen and repeat.**

There is one calendar.

2a  **Look, listen and repeat.**



There are four pictures.

2b  **Play “There is ... There are ...”.**

e.g. **A:** There is a door.

B: There are doors.

A: There is a ...

3a **Look and say.**

There are four weeks in a month.

four weeks	in	a month
twelve months		a year
four seasons		
30 days	in	January
31 days		February
28 days		March



3b  **Look and complete.**

4a  **Play “There are 30 days in ...”.**

4b  **Write three sentences.**

e.g. There are thirty days in September.



21 = twenty-one

Unit 10 Months

Lesson 3 What's your favourite ...?

1  Listen and repeat.

cold hot
warm cool

2a  Play "Listen and point".

2b  Look and say.

rainy snowy sunny
windy cloudy




It's cold in winter.
It's snowy in winter.

3  Work in pairs. Play "Spring. It's warm in spring".

e.g. A: Spring. B: It's warm in spring.

4a  Play "Seasons".

4b  Play "Our favourite season".

 Our favourite season is summer.

It's hot in summer.

There are three months in summer.



We can jump a rope.

Unit 10 Months

Lesson 4 Let's play!

1  **Listen and repeat.**

My birthday is in July.

2  **Play "Months quiz".**

My birthday is in November.



3  **Look, read and complete.**

4a **Look, read and translate.**

4b **Listen and repeat.**

When's your birthday?

It's in November.

5  **Play "Birthday line".**

A: When's your birthday?

B: It's in September.



6  **Play "Backdrawing".**



When's your birthday? =
 When **is** your birthday?
 It's **in** September. =
 It **is in** September.

Revision 7

1 Read and complete the table.

Ali: My birthday month starts with 'A'. It has five letters.

Zarina: My birthday month has two "o" letters.

Amir: Summer starts in this month. I have my birthday.

Muslima: My birthday month starts with 'J'. It has seven letters.

Soliha: My birthday and Navruz are in this month.

Botir: My birthday month has 28 or 29 days.

2 Play "My birthday month".

3 Play "Do sums".

4 Listen and find the odd one out.



Unit 11 Holidays

Lesson 1 I like presents.

1  Listen and sing.

2a   Look, listen and match.



2b Look, read and match.

My birthday month has two "u" letters.



August.



3  Play "My birthday month".

4a  Work in pairs. Play "I like my present".

e.g. A: I like my present. It's black and white.
B: A ball.



4b   Draw and write.

Unit 11 Holidays

Lesson 2 It's in September.

1  **Listen and sing.**

2a  **Listen, read and match.**



① It's my birthday! My birthday is in June. We sing, dance, play games, and eat cakes.



② We live in Mexico. We have Independence Day. It's in September.



③ I live in Korea. We have Earth Day in April. We plant flowers and trees.

2b  **Read and match.**

3  **Work in pairs. Play "Listen and say".**

e.g. **A:** Independence Day.

B: It's in September.

4  **Work in groups. Play "Look and guess".**

e.g. **Group 1:** Good morning, granny.
Happy holiday!

5   **Complete the sentences.**

Unit 11 Holidays

Lesson 3 Happy Navruz!

1a Look and say what holiday it is.



1b Complete the flower diagram for Navruz.

2a Read the texts and find the words.
special food parade



They live in Mexico. December is their favourite month. They have a special holiday. They sing songs and eat special food. They play games. It's a lot of fun!

They live in Korea. May is their favourite month. They have a special holiday for children. They play games, go to parades and eat special food. Children get presents. It's a lot of fun!



2b  Listen and repeat.

3a  Complete and read your story.

3b  Play "Listen and guess".

Unit 11 Holidays

Lesson 4 Let's play!

1  Listen and sing.

2  Play "Put in order".




Navruz Women's Day Independence Day
New Year's Day Teachers' Day birthday





3  Play "Bingo".

4  Play "Find your partner".


Revision 8

1  **Work in groups of 4. Play “Months and holidays”.**





Move up! ↑
Joqariğa háreket etiń.



Move down! ↓
Tómenge háreket etiń.

24 New Year's Day	23 Dec, 8	22 Dekabr	21 Gúzgi dem alislar	20	19 Oct, 1
13 Oktabr	14 Sep, 1	15	16 Sentabr	17 Avgust	18
12 Iyul	11 Jazgi dem alislar	10 Iyun	9	8 May	7 Aprel
1 Yanvar	2	3 Fevral	4 Mart	5 March, 8	6 Nawriz

2  **Play “Make a word”.**

I can ...

3 Work in pairs. Do the quiz “I can ...”.

1) **I can write and say the months in order.**
Aylardı tártip boyınsha jazıp, ayta alaman.
e.g. January, ...

2) **I can use the short forms of months.**
Aylardıń qısqarǵan túrin qollana alaman.
e.g. Feb – February, ...



3) **I can count from 1 to 31.**
1 den 31 ge deyin sanay alaman.



4) **I can use “There is .../There are ...”.**
“There is .../There are ...” ishlata olaman.
e.g. There is a calendar on the wall.
There are thirty days in April.

5) **I can name the holidays in Uzbekistan.**
Ózbekstan bayramların ayta alaman.
e.g. Navruz,

6) **I can say when my birthday is.**
Tuwılǵan kúnim, ayın ayta alaman.
e.g. My birthday’s in



7) **I can say when the holidays are.**
Bayramlar qashan belgilenetuǵının ayta alaman.
e.g. Navruz is in March.





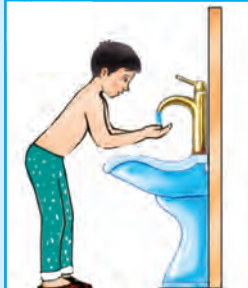




8) **I can ask a question about birthday.**
Tuwılǵan kún haqqında soraw bere alaman.
e.g. “When ...?”

Unit 12 My day

Lesson 1 I make my bed.

1a  **Look, listen and repeat.**

1b **Work in pairs. Point and say.**

			
make (my) bed	do morning exercises	wash (my) face and hands	
			
get dressed	comb (my) hair	have lunch	do homework

1c  **Play “Find your partner”.**

2  **Work in pairs. Play “Robot”.**

e.g. **A:** Make your bed.
B: (mimes).

3  **Work in pairs. Play “My day”.**

4  **Look and write.**



I make my bed.
 You make your bed.

Unit 12 My day

Lesson 2 It's time ...

1a Look, listen and repeat.

1b  Look, read and match.



Hurray! It's time to get presents!

2a  Play "Listen and say".

e.g. **A:** Get dressed.

B: It's time to get dressed.

2b  Work in groups. Play "It's time ...".

e.g. **Gr A:** Have breakfast.

Gr B: It's time to have breakfast.

3a   Listen and draw the time.

3b   Play "What's the time?"

4   Write the sentences.

Unit 12 My day

Lesson 3 You are late!

1a Read and match.

I'm sad.	Men baxitliman.
I'm happy.	Men keshiktim.
I'm tired.	Men sharshadim.
I'm hungry.	Men qapaman.
I'm late.	Men bántpen.
I'm busy.	Men ash boldim.

1b  Look and write.

2 Look, read and find the correct sentence.

a) Tom is a lazy boy. b) Tom is a busy boy.

Tom, get up. It's time to go to school.

① Oh, no.

I'm tired. Help me, please.

② Oh, sorry mum. I'm busy.

③ I love football!

Oh, no!

④ Good morning, Mrs Brown.

You are late. The lesson is over. Good bye, Tom.

Oh, no!

3a Sing the song.

3b Read the poem.

I am happy.	We are happy.
You are happy.	You are happy.
He is happy.	They are happy too!
She is happy.	

3c  Work in pairs. Write your poem.

Unit 12 My day

Lesson 4 Let's play!

1  Sing the song.

2a  Work in groups. Play "Time".



2b  Work in groups. Play "Make a clock line".

2c  Work in groups. Play "Clock salad".

Revision 9

1   Play “What’s the time?”

2  Work in pairs. Play “Ask and answer”.

e.g. A: What’s the time?

B: It’s six o’clock.

It’s time to get up.



Unit 13 Clothes

Lesson 1 She has a pink dress.

1  **Listen and sing.**

2a **Look, listen and repeat.**



2b  **Play "Look and say".**

3a **Look, read and find Malika.**

Malika: Look ... I like this T-shirt. Do you like it?

Ziyoda: Yes, it's nice. I like the colour. It's my favourite. I like orange.

Malika: I don't like orange. My favourite colours are blue and pink.

3b  **Work in pairs. Play "Listen and point".**

4a  **Look and make sentences.**

He She	has	a blue	dress.
		a pink	T-shirt.
		a yellow	cap.
		an orange	hat.

4b   **Write three sentences.**

Unit 13 Clothes

Lesson 2 Where are my shorts?

1  **Listen and sing.**


2a **Look and match.**

- | | |
|------------|------------|
| 1 trousers | 3 jeans |
| 2 shorts | 4 trainers |



2b **Look, listen and repeat.**

3a **Look, read and point.**



They are under the chair.

Mum, where are my jeans?

It's on the table.

Where is my shirt?

3b  **Work in pairs. Play "Where are my shorts?"**

A: Where is/are my ... ?

B: It's/They are ...

4  **Play "Picture dictation".**

5  **Look and write.**

Unit 13 Clothes

Lesson 3 Do you like your uniform?

1  **Listen and sing.**

2a **Look, listen and repeat.**

wear a uniform a doctor
a pilot a jacket
a cook cooking





2b **Work in pairs. Point and say.**

A: (points)

B: She is a doctor. She wears a uniform. Her uniform is ...

2c  **Look, listen and point.**

3a **Look, read and find.**



I like my school. This is our school uniform. Girls wear red skirts, white shirts and red jackets. Boys wear red trousers, white shirts and red jackets.

3b  **Choose and complete.**

4   **Write the words in the right box.**

Unit 13 Clothes

Lesson 4 Let's play!

1 Listen and sing.

2  Play "Simon says".

3  Play "Describe and guess".

e.g. She has ...



4  Work in pairs.
 Find five differences.

A: Look at this picture.

B: Look at page 85.

A: The girl has a white hat.

B: The girl has a pink hat.



Revision 10

1  Play "Listen and run."

e.g. A: I have blue jeans.

B: I have a purple cap.

2  Play "I have a T-shirt".

3  Play "Running dictation".



I can ...

4 Work in pairs. Do the quiz "I can ...".

1) **I can describe clothes.**

Men kiyimlardi súwretley alaman.

e.g. He has a white T-shirt.

2) **I can write what clothes I have.**

Men qanday kiyimlerim bar ekenligin ayta alaman.

e.g. I have a yellow cap.

3) **I can write about school uniform.**

Men mektep formasin súwretlep jaza alaman.

e.g. I like our school uniform. Girls wear ...

- 4) **I can describe uniforms of doctors, cooks and pilots.** Men shıpkakerler, aspazlar hám ushiwshılar formaların súwretley alaman.
e.g. Pilots wear a uniform. They wear ...
- 5) **I can use words (happy, sad, tired, busy, hungry).** (Happy, sad, tired, busy, hungry) sózlerin qollana alaman.
e.g. I am happy.



- 6) **I can say where the clothes are ('on', 'in', 'under').**
Men 'on', 'in', 'under' hám t.b. predloglar járdeminde kiyimler qáyerde jaylasqanın ayta alaman.
e.g. The cap is on the table. The jeans are under the chair.
- 7) **I can ask where the clothes are.**
Men kiyimler qáyerde ekenligin soray alaman.
e.g. Where is my shirt? Where are my jeans?
- 8) **I can say about my daily routine.**
Men kún tártibim haqqında ayta alaman.
e.g. I get up at
- 9) **I can use "It's time ...".**
e.g. It's time to get up.

Lesson 4 Let's play!

4



Work in pairs.
Find five differences.

- B:** Look at this picture.
A: The girl has a white hat.
B: The girl has a pink hat.



Unit 14 The world of fairy tales

Lesson 1 I like cartoons.

1 Answer the questions.

Do you like cartoons?

What cartoons do you know?

Do you know Little Red Riding Hood?

2a Look, listen and repeat.

2b Find the words in the wordlist.
 tasty little meet eat up cartoon

Hello, Mr Wolf.

Hello, Little Red Riding Hood.

Granny, what big eyes you have!

Granny, what a big nose you have!

2c Look and read.

Hello, granny.

Hello, Little Red Riding Hood.

Granny, what long ears you have!

Granny, what big teeth you have!

Yes! I like little girls. Yum, yum, yum. They are tasty.

2d Look and match.

3 Answer the question.

What is the end of the cartoon?

4 Work in pairs. Act out.

Unit 14 The world of fairy tales

Lesson 2 On the farm

1  Listen and sing.

2a Answer the questions.

- 1 Where are the animals?
- 2 What animals can you see?
- 3 What can they do?



2b  Look in the wordlist.

donkey mouse tail

3a Read and say what horses can do.

Horses are big animals.
They are white, black and brown.
They can run, jump and swim.
They like eating grass.



3b  Choose an animal and write.

4  Work in pairs. Play “What animal am I?”

e.g. **A:** I live on the farm. I can run and jump.
I like eating grass. I have four legs and
a long tail. I am brown.

B: Are you a horse?

A: Yes!

Unit 14 The world of fairy tales
Lesson 3 Let's go to Susambil!

1 Answer the questions.

Do you know the story "Susambil"?
 Where do the animals want to go? Why?

2a Find the words in the Wordlist.

fresh air clean water bull



2b Listen, look and say.

Where do you go? ^①

What is Susambil? ^②

I want to go to Susambil. ^①

I want to go to Susambil, too. ^③

Let's go to Susambil! ^③

There's a lot of grass, fresh air, and clean water there. ^②

Where do you go? ^①

We want to go to Susambil, too. ^②

Let's go to Susambil! ^②

We want to go to Susambil. There's a lot of grass, fresh air, and clean water there. ^①

Where do you go? ^①

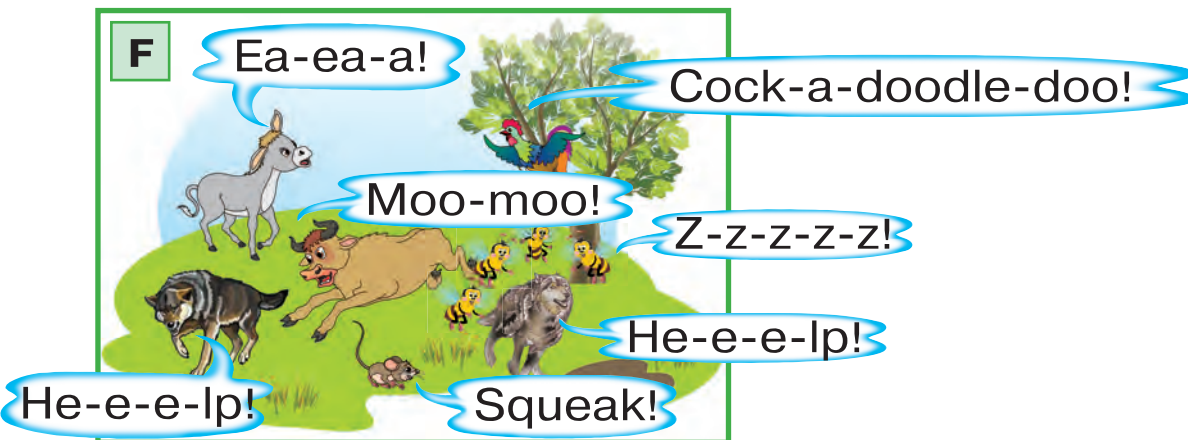
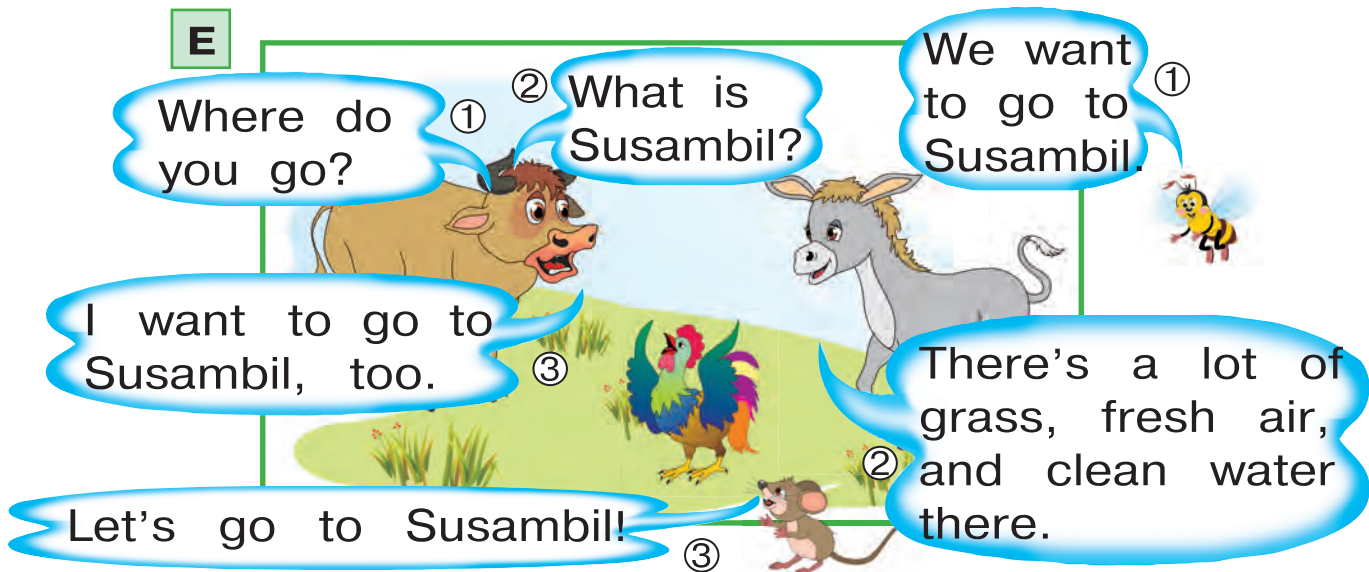
I want to go to Susambil, too. ^②

Let's go to Susambil! ^②

We want to go to Susambil. There's a lot of grass, fresh air, and clean water there. ^①

Unit 14 The world of fairy tales

Lesson 3 Let's go to Susambil!



3 Work in groups. Discuss and say the end of the story.

Lesson 4 Let's play!

1 Play "Simon says".

2 Work in teams. Choose and say.

Sing a song	Likes and dislikes	The days of the week	The months	The seasons
10	10	10	10	10
20	20	20	20	20
30	30	30	30	30

Revision 11

1  **Work in groups of 3. Play “Look and say”.**

classroom things	school subjects	animals
e.g. eraser	English	elephant

2 **Work in pairs. Ask and write.**

A: What’s your favourite game?

B:

		me	my partner
1	favourite game		
2	favourite season		
3	favourite day		
4	favourite subject		

3a **Read and match.**

- | | |
|--|--|
| <p>1 Do you watch</p> <p>2 Do you play</p> <p>3 Do you like</p> <p>4 Do you have</p> <p>5 Do you speak</p> | <p>a) Russian on Friday?</p> <p>b) reading books?</p> <p>c) English?</p> <p>d) computer games?</p> <p>e) cartoons on TV?</p> |
|--|--|

3b **Work in pairs. Ask and answer the questions.**

4 **Work in pairs. Ask and write.**

A: When do you get up?

B: At 7 o'clock.


	me	
get up	7.00	
have breakfast		
come home		
do (your) homework		
go to bed		

Revision 12

Work in pairs. Do the quiz “I can ...”.

- 1) **I can sing the “ABC” song.**

Men «Álipbe» qosiqín ayta alaman.



- 2) **I can speak about my friend.**

Men dostim haqqında ayta alaman.

- 3) **I can do sums.**

Men misallar isley alaman.



- 4) **I can speak about my free time.**

Men bos waqtım haqqında ayta alaman.



- 5) **I can speak about my day off.**

Men dem alıs kúnım haqqında ayta alaman.

- 6) **I can speak about classroom things.**

Klastağı zatlar haqqında ayta alaman.

- 7) **I can say the time.**

Saattı ayta alaman.



- 8) **I can speak about my school.**

Mektebim haqqında ayta alaman.

- 9) **I can speak about my favourite subject.**

Súyikli pánım haqqında ayta alaman.

- 10) **I can say what I like/don't like.**

Unatatuğın hám unatpaytuğın zatlarım haqqında ayta alaman.

- 11) **I can say the months.**

Aylardı ayta alaman.



- 12) **I can speak about holidays.**

Bayramlar haqqında ayta alaman.

- 13) **I can speak about my day.**

Men kún tártibimdi ayta alaman.

Let's go to Susambil!

- 14) **I can speak about clothes.**

Kiyimler haqqında ayta alaman.

- 15) **I can speak about fairy tales.**

Erteklerdi ayta alaman.



Parent's corner

Hürmetli ata-analar!

1-klass dawamında balalarımız oqıw hám jazıwsız, oyunlar tiykarında, tırław hám sóylew arqalı inglis tilinen sabaq alǵan, Siz bolsa olardıń klasta úyrengen bilimlerin úyde bekkemlewge, úyge tapsırmaların orınlawına járdemińizdi ayamaǵan edińiz. 2-klasta da Siz olar menen birge shuǵıllanıwǵa waqıt tawıp, olardıń inglis tilinen bilim dárejelerin jáne de kóteriwge óz úlesińizdi qosasız, degen úmittemiz.

Siz ushın usınıp atırǵan tómenдеgi betlerde berilgen súwretli sóz hám sóz dizbeklerin, ádettegeıdey, soraw hám juwaplarda qollanıwıńız hám bul arqalı balalar menen inglis tilinde kóbirek shuǵıllanıwıńız múmkin.

Berilgen inglis tilindegi gáp, sóz hám sóz dizbekleriniń transkripciyasın oqıwdan aldın tómenде keltirilgen qaǵıydalar, fonetikalıq maǵlıwmatlar menen jaqsılap tanısıp shıǵıwıńız, inglis tiline tán ayırım seslerdi (ásirese, [θ], [ð], [v], [w], [i:], [ɔ:], [ɑ:], [u:], [ɜ:], [æ], [eə], [ʊə]) aytıwda qıyınshılıq sezseńiz, olar haqqında ustazıńızdan járdem sorasańız maqsetke muwapıq boladı.

Inglis tiliniń dawıslı hám dawıssız sesleri

Inglis tili álipbesi 26 háripten ibarat bolıp, olardan 20 sı dawıssız (b, c, d, f, g, h, j, k, l, m, n, p, q, r, s, t, v, w, x, z), 6 wı bolsa dawıslı (a, e, i, o, u, y) háripler esaplanadı. Bul dawıslı hám dawıssız háripler jámi bolıp 44 (24 dawıssız hám 20 dawıslı) sestı beredi.

Bul seslerdi tómenдеgi salıstırmalı keste arqalı qaraqalpaq tilindegi bar sesler menen salıstırıp, ańsat ǵana úyrenip alıwıńız hám usı kitaptaǵı inglis tilindegi sózlerdiń transkripciyasın oqıy alıw hám de inglis tilinde erkin sóylewdi durıs ámelge asırıw imkaniyatına iye bolıwıńız múmkin.

Sózlerdiń transkripciyası orta [] qawıslar ishinde berilgen. Transkripciyada tiykarǵı pát ['] (máselen: cabbage [ˈkæbɪdʒ]), ekilemshi, yaǵnıy kúshsizlew pát bolsa [,] belgisi menen berilgen (máselen: engineer [ˌendʒɪˈnɪə]).

Inglis hám qaraqalpaq tilleri dawıssız sesleriniń salıstırmalı kestesı

Inglis tili dawıssız sesleri	Qaraqalpaq tilindegi uqsas sesler	Inglis tili dawıssız sesleri	Qaraqalpaq tilindegi uqsas sesler
[p] p lum [pʌm]	p erde	[s] s un [sʌn]	s álem
[b] b ath [bɑ:θ]	b áhár	[z] z oo [zu:]	z erger
[t] t ell [tel]	t al	[ʃ] sh i p [ʃɪp]	sh arf
[d] d rop [drɒp]	d án	[ʒ] treasure [ˈtreʒə]	j urnal
[k] k ing [kɪŋ]	k itap	[h] h ot [hɒt]	h áreket
[g] g et [get]	g úl	[m] m y [maɪ]	m aqala
[tʃ] ch i p [tʃɪp]	ch emodan	[n] n ew [nju:]	n an
[dʒ] j ump [dʒʌmp]	kolle dj	[ŋ] sing [sɪŋ]	biziń, meniń
[f] f un [fʌn]	f ermer	[l] l ake [leɪk]	l ala
[v] v ase [vɑ:z]	v ertolyot	[r] r ole [rəʊl]	súwret *** ³
[θ] th ink [θɪŋk]	*** ¹	[j] y ear [jɪə]	y aramazan
[ð] th at [ðæt]	*** ²	[w] w ing [wɪŋ]	watan*** ⁴

*****Túsidirme:**

1) Inglis tilinde «th» háripler birikpesi bazıda [θ] sesin, al basqa waqıtlarda [ð] sesin beredi. [θ] sesi qaraqalpaq tilindegi «s» sesine sáykes kelse de, ol biraz basqasharaq ayıladı. Ol tis aralıǵı sesi esaplanadı. Demek, [θ] sesin aytıw ushın til ushı tisler arasına keltirilip, hawa dawıssız shıǵarıladi. [θ] sesin qaǵıydaǵa muwapıq durıs aytıw hám onı qaraqalpaq tilindegi «s» sesindey ayılmawı kerek. Kerisinshe, pútkilley basqa mániske iye sóz ańlatılıwı múmkin. Salıstırıń: **th**ink (oylaw) — **s**ink (shóǵıw); **th**in (juqa, jıńishke) — **s**in (gúna);

2) [ð] sesi qaraqalpaq tilindegi «z» sesine sáykes kelse de onnan biraz ózgeshe. Ol da tis aralıǵı sesi esaplanadı. Sonıń ushın, [ð] sesin aytqanda til ushı tis aralıǵına keltiriledi hám hawa dawısı bolıp shıǵadı;

3) Inglis tilindegi [r] sesi qaraqalpaq tilindegi «r» dirildewik sesinen ózgeshe ayıladı. Inglis tilindegi [r] sesi tańlay jumsaq sesi esaplanadı, yaǵnıy ol til ushın tańlayǵa kóterip, onı dirildetpesten ayıladı;

4) Inglis tilindegi [w] sesi de qaraqalpaq tilindegi «v» sesinen ózgeshe ayıladı. Inglis tilindegi [w] sesi qaraqalpaqsha «v» sesinen ayırmashılıǵı úlken erinsiz. Ol erinlerdi sozıp, dóńgelek payda etiw arqalı ayıladı. [w] sesi qaǵıydaǵa muwapıq durıs aytıw hám onı qaraqalpaq tilindegi «v» sesindey ayılmawı kerek. Kerisinshe, basqa mánige iye sóz ayılǵan boladı. Salıstırıń: **w**est (batis) — **v**est (mayka; jeńsiz).

Inglis hám qaraqalpaq tilleri dawıslı sesleriniń salıstırmalı kestesi

Inglis tili dawıslı sesleri	Qaraqalpaq tilindegi uqsas sesler	Inglis tili dawıslı sesleri	Qaraqalpaq tilindegi uqsas sesler
[i:] e ach [i:tʃ]	*** ¹	[ɜ:] l earn [lɜ:n]	*** ¹
[ɪ] i ts [ɪts]	i z	[ə] r iver [ˈrɪvə]	júdá
[e] l eg [leg]	e liw	[eɪ] s ay [seɪ]	áne key , mine key
[æ] b ag [bæg]	*** ^{2a}	[əʊ] g o [gəʊ]	telesh ou
[ɑ:] c ar [kɑ:]	*** ¹	[aɪ] f ine [faɪn]	ay , ılay
[ɒ] t op [tɒp]	t op	[aʊ] cl oud [klaʊd]	pau za
[ɔ:] f orty [ˈfɔ:ti]	*** ¹	[ɔɪ] co in [kɔɪn]	mo yın
[ʊ] g ood [gʊd]	kún	[ɪə] h ere [hɪə]	shiye , iye
[u:] r ule [ru:l]	*** ¹	[eə] ch air [tʃeə]	*** ^{2b}
[ʌ] c ut [kʌt]	qant	[ʊə] us ual [ˈju:ʒʊə]	*** ^{2d}

*****Túsidirme:**

1) Inglis tilinde sozımlı sesler [:] transkripciya belgisi menen kórsetiledi. Qaraqalpaq tilinde [i:], [ɔ:], [ɑ:], [u:] hám [ɜ:] sıyaqlı sozımlı sesler joq. Biraq tómendegi sesler sozıp oqılsa, olardıń ayıtlıwın uqsatıw múmkin: **i**yne [ɪ] — **i**yne [i:]; shalǵ**a**m [ɒ] — shalǵ**aa**m [ɑ:]; p**á**n [æ] — p**áá**n [æ]; **b**ul [ʊ] — **b**uul [u:]; alt**ı**n [ɪ] — alt**ıı**n [i:];

2) qaraqalpaq tilinde [æ], [eə] hám [ʊə] sıyaqlı seslerde joq. Sonıń ushın olardı aytıw oqıwshılar ushın biraz qıynshılıq tuwdırıwı tábiyiy. Bul seslerge tómendegishe anıqlama beriw múmkin:

a) [æ] sesi a hám e sesleri birigiwinen quraladı. Ol qaraqalpaq tilindegi «e» sesine uqsas, biraq [æ] sesin aytıw ushın awız «e» niń ayıtlıwına qaraǵanda keńlew ashıladi.

b) [eə] sesi [e] hám [ə] sesleri birigiwinen quraladı. [eə] sesin aytqanıwızda [e] sesinen baslap, [ə] sesi menen tamamlawımız kerek;

d) [ʊə] sesi [ʊ] hám [ə] sesleri birigiwinen quraladı. [ʊə] sesin aytqanıwızda [ʊ] sesinen baslap, [ə] sesi menen tamamlawımız kerek.

Unit 1 All around me

A a [eɪ]



apple
[ˈæpl]
alma

apricot
[ˈeɪprɪkɒt]
erik



B b [bi:]

bee
[bi:]
pal hárré



balloon
[bəˈlu:n]
shar



banana
[bəˈnɑ:nə]
banan



C c [si:]

cat
[kæt]
pishiқ



cow
[kau]
sıyr



D d [di:]

doll
[dɒl]
quwırshaq



duck
[dʌk]
úyrek



E e [i:]

elephant
[ˈelɪfənt]
pil



eggplant
[ˈegplɑ:nt]
baklajan



Enlish
[ˈɪŋglɪʃ]
inglis tili



F f [ef]

fish
[fɪʃ]
balıq



frog
[frɒg]
qurbaqa



G g [dʒi:]

grape
[greɪp]
júzim



goat
[gəʊt]
eshki



H h [eɪtʃ]

head
[hed]
bas



hair
[heə]
shash



horse
[hɔ:s]
at



Unit 2 Days of the week

I i [aɪ]

ice-cream
[aɪs'kri:m]
muzqaymaq



in
[ɪn]
ishinde



pink
[pɪŋk]
aqshil qizg'il reñ



J j [dʒeɪ]

jump
[dʒʌmp]
sekiriw



jam
[dʒæm]
djem



K k [keɪ]

kite
[kaɪt]
pátpelek



kangaroo
[ˌkæŋgə'ruː]
kenguru



L l [eɪ]

lemon
['lemən]
limon



lion
['laɪən]
arislari



M m [em]

mother
['mʌðə]
ana



mouse
[maʊs]
tishqan



N n [en]

nine
[naɪn]
to'giz



nose
[nəʊz]
murin



Unit 3 Days of the week

O o [əʊ]

orange
['ɒrɪndʒ]
apelsin



open
['əʊpən]
ashiq, ashıw



P p [pi:]

plane
[pleɪn]
samolyot



parrot
['pærət]
totiqus



peach
[pi:tʃ]
shabdali



Q q [kju:]

queen
[kwi:n]
maliyka



question
[ˈkwestʃn]
soraw



R r [ɑ:]

robot
[ˈrəʊbɒt]
robot



car
[kɑ:]
avtomobil



rain
[rem]
jawn



S s [es]

spring
[ˈsprɪŋ]
báhár



summer
[ˈsʌmə]
jaz



seven
[ˈsevn]
jetti



T t [ti:]

teddy
[ˈtedi]
ayw (oyinshiq)



tiger
[ˈtaɪgə]
jolbaris



train
[treɪn]
poyezd



U u [ju:]

under
[ˈʌndə]
astında



cucumber
[ˈkju:kʌmbə]
qiyar



V v [vi:]

vase
[vɑ:z]
vaza, gúltúbek



Unit 4 My hobby

W w [ˈdʌblju:]

winter
[ˈwɪntə]
qis



windy
[ˈwɪndi]
samallı



watermelon
[ˈwɔ:təmelən]
ğarbız



X x [eks]

taxi
[ˈtæksi]
taksi



box
[bɒks]
quti



Y y [waɪ]

yellow

[ˈjɛləʊ]
sari



monkey

[ˈmʌŋki]
maymil



fly

[flaɪ]
ushiw



Z z [zed]

zebra

[ˈziːbrə]
zebra



zoo

[zuː]
haywanat bađı



Unit 5 My day off

I like watching TV.

[aɪ ˈlaɪk ˈwɒtʃɪŋ ˌtiːviː]
Men televizor kóriwdi
unataman.

I don't like playing tag.

[aɪ ˈdəʊnt ˌlaɪk ˈpleɪɪŋ ˈtæg]
Men quwıspađ oynađandı
unataman.

**Do you like
swimming?**



[duː juː ˈlaɪk ˈswɪmɪŋ]
Siz júziwdi
unatasız ba?

Yes, I do.

[jes aɪ ˈduː]
Awa.

No, I don't

[nəʊ aɪ ˈdəʊnt]
Yađ.



playing hopscotch

[ˈpleɪɪŋ ˈhɒpskɒtʃ]
teppek oynaw



watching TV

[ˈwɒtʃɪŋ ˌtiːviː]
televizor kóriw



playing games

[ˈpleɪɪŋ ˈgeɪmz]
oynın oynaw



playing see-saw

[ˈpleɪɪŋ ˈsiːsɔː]
kachalkada ushiw



jumping a rope

[ˈdʒʌmpɪŋ ə ˈrəʊp]
jipte sekiriw



running

[ˈrʌnɪŋ]
juwiriw



playing tag

[ˈpleɪŋ ˈtæg]
quwispaq oynaw



climbing

[ˈklaɪmɪŋ]
órmelew



swimming

[ˈswɪmɪŋ]
júziw



Unit 6 School things

How old are you?

[ˈhaʊ ˈəʊld ˈɑː juː]
Jasińiz neshede?



I'm eight.

[aɪm ˈeɪt]
Men segiz
jastaman.

**How old is your sister/
brother?**

[ˈhaʊ ˈəʊld ɪz jɔː ˈsɪstə / ˈbrʌðə]
Siziń qarindasińiz,
aǵańiz neshe jasta?



**She/he is
fifteen.**

[ʃiː / hiː ɪz fɪftiːn]
Ol on bes
jasta.

eleven

[ɪˈlevn]
on bir



twelve

[ˈtwelv]
on eki



thirteen

[ˈθɜːtiːn]
on úsh



fourteen

[ˈfɔːtiːn]
on tórt



fifteen

[ˈfɪftiːn]
on bes



sixteen

[ˈsɪksˈtiːn]
on alti



seventeen

[ˈsevnˈtiːn]
on jети



eighteen

[ˈeɪtiːn]
on segiz



nineteen

[ˈnaɪntiːn]
on toǵiz



twenty

[ˈtwenti]
jigirma



What's in your bag?

[ˈwɒts ɪn jɔː ˈbæg]
Sumkańizda ne bar?

I have ... in my bag.

[aɪ ˈhæv ... ɪn maɪ ˈbæg]
Sumkamda ... bar.

pencil case [ˈpensl keɪs] qálem salgısh, **sharpener** [ˈʃɑːpnə] qálem shıǵarǵısh, **eraser** [ˈreɪzə] óshirgısh, **album** [ˈælbəm] albom, **ruler** [ˈruːlə] sızǵısh, **colour pencils** [ˈkʌlə ˌpenslz] túr qálemler.

Can I have ... please?

[kən aɪ 'hæv ... 'pli:z]
Ótinish ... ni alsam
bola ma?

Yes, here you are.

[jes 'hɪə jʊ'a:]
Awa, má alrń.

Thank you.

['θæŋk ju:]
Raxmet.

No, sorry.

['nəʊ 'sɒrɪ]
Yaq, keshirersiz.

Unit 7 My school

Is this your teacher?

['ɪz ðɪs jɔ: 'ti:tʃə]
Bul sizrń
oqitwshırńz
ba?



Yes. This is my teacher Mrs Brown.

[jes. 'ðɪsɪz maɪ 'ti:tʃə 'mɪsɪz
'braʊn]
Awa, bul menrń
oqitwshım, Braun
xanım.



Is that a library?

['ɪz ðæt ə 'laɪbrəri]
Anaw
kitapxanama?



No, it's a canteen.

['nəʊ, ɪts ə kæn'ti:n]
Yaq, ol asxana

Is this a library?

['ɪz ðɪs ə
'laɪbrəri]
Bul kitapxana
ma?



Yes.
[jes]
Awa.

desk

[desk]
parta

floor

[flɔ:]
qabat

door

[dɔ:]
esik

window

['wɪndəʊ]
ayna

board

[bɔ:d]
doska

table

['teɪbl]
stol

chair

[tʃeə]
stul

classroom ['kla:srəm] klass

an English room

a library

Our school is big. [aʊə 'sku:l ɪz 'bɪg] Biziñ mektebimiz úlken.

library ['laɪbrəri] kitapxana

gym [dʒɪm] sport zali

a maths room

canteen [kæn'ti:n] asxana

a canteen

a gym

school rooms ['sku:l 'ru:mz] mektep bólmeleri

Unit 8 Time



morning ['mɔ:nɪŋ] azanğı waqıt

in the morning [ɪn ðə 'mɔ:nɪŋ] ertalab, azanğı waqıtta



afternoon [ˌɑ:ftə'nu:n] tústen keyingi waqıt

in the afternoon [ɪn ðə ˌɑ:ftə'nu:n] tústen keyin



evening ['i:vnɪŋ] keshki waqıt, tún

in the evening [ɪn ðə 'i:vnɪŋ] keshqurın, túnde

What's the time? ['wɒts ðə 'taɪm] Saat neshe boldı?



It's one o'clock. [ɪts 'wʌn ə'klɒk] Saat bir boldı.



It's one thirty. [ɪts 'wʌn 'θɜ:ti] Saat bir yarım boldı.



It's 3 o'clock. [ɪts 'θri: ə'klɒk] Saat úsh.
I play games. [aɪ 'pleɪ 'geɪmz] Men oʻyin oynayman.

What's your favourite time? ['wɒts jɔ: 'feɪvərɪt 'taɪm] Súyikli waqtırız qashan?

get up [ˈget ʌp] ornınan turıw, **go to school** [ˈgəʊ tə 'sku:l] mektepke barıw, **play games** [ˈpleɪ 'geɪmz] oʻyin oynaw, **brush teeth** [ˈbrʌʃ 'ti:θ] tis juwıw, **at eight o'clock** [ət 'eɪt ə'klɒk] saat segizde, **watch TV** [ˈwɒtʃ ˌti:'vi:] televizor kóriw.

Unit 9 School subjects

My favourite subject is English.

[maɪ 'feɪvərɪt 'sʌbdʒɪkt ɪz 'ɪŋɡlɪʃ]

Meniñ sùyikli pánim inglís tili.

Amir likes Maths, English and PE.

['ʌmɪr 'laɪks 'mæθs, 'ɪŋɡlɪʃ ənd 'pi: 'i:]

Amir matematika, inglís tili hám dene tárbiyasın unatadı.

He doesn't like music.

[hi: 'dʌznt 'laɪk 'mju:zɪk]

Ol muzikanı unatpaydı.



What's your favourite subject?

['wɒts jɔ: 'feɪvərɪt 'sʌbdʒɪkt]

Sùyikli páníñiz ne?

Jasur gets up at 7 o'clock.

[dʒʌ'sʊr 'gets ʌp ət 'sevn ə'klɒk]

Jasur saat 7 de turadı.

He brushes his teeth at 7.30.

[hi: 'brʌʃɪz hɪz 'ti:θ ət 'sevn 'θɜ:ti]

Ol tislérin 7.30 da juwadı.

He goes to school at 8.

[hi: 'gəʊz tə 'sku:l ət 'eɪt]

Ol saat 8 de mektepke baradı.



English

['ɪŋɡlɪʃ]

Inglís tili



Russian

['rʌʃn]

Rus tili



Music

['mju:zɪk]

Muzika



Art

[ɑ:t]

Súwretlew óneri



Reading

['ri:dɪŋ]

Oqiw kitabı



Mother tongue

[ˌmʌðə 'tʌŋ]

Ana tili



PE

['pi: 'i:]

Dene tárbiyası



Maths

['mæθs]

Matematika

Unit 10 Months



What's your favourite month?

['wɒts jɔ: 'feɪvrɪt 'mʌnθ]
Jaqsı kóretuđın ayıńız?

March.

[mɑ:tʃ]
Mart ayı.



January [dʒænjuəri] yanvar
February [februəri] fevral
March [mɑ:tʃ] mart
April [eɪprəl] aprel
May [meɪ] may
June [dʒu:n] iyun
July [dʒu:'laɪ] iyul
August [ɔ:gəst] avgust
September [sep'tembə] sentyabr
October [ɒk'təʊbə] oktyabr
November [nəʊ'vembə] noyabr
December [dɪ'sembə] dekabr

There are 28 days in February.

['ðeərə: ,twenti 'eɪt 'deɪz ɪn 'februəri]
Fevral ayında 28 kún bar.

There are 30 days in April.

['ðeərə: 'θɜ:ti 'deɪz ɪn 'eɪprəl]
Aprel ayında 30 kún bar.

21 twenty-one [ˌtwenti 'wʌn]
jigirma bir
22 twenty-two [ˌtwenti 'tu:]
jigirma eki
23 twenty-three [ˌtwenti 'θri:]
jigirma úsh
24 twenty-four [ˌtwenti 'fɔ:]
jigirma tórt
25 twenty-five [ˌtwenti 'faɪv]
jigirma bes

26 twenty-six [ˌtwenti 'sɪks]
jigirma alti
27 twenty-seven [ˌtwenti 'sevn]
jigirma jети
28 twenty-eight [ˌtwenti 'eɪt]
jigirma segiz
29 twenty-nine [ˌtwenti 'naɪn]
jigirma tođız
30 thirty ['θɜ:ti] otız
31 thirty-one [θɜ:ti 'wʌn] otız bir



When's your birthday?

['wenz jɔ: 'bɜ:θdeɪ]
Tuwılđan kúnińız qashan?

It's in May.

[ɪts ɪn 'meɪ]
May ayında.



Unit 11 Holidays



It's my birthday in June! We sing and eat cakes.

[ɪts maɪ 'bɜːθdeɪ ɪn 'dʒuːn. wɪ 'sɪŋ ənd 'iːt 'keɪks]
 Meniñ tuwılǵan kúnim iyun ayında. Biz qosıq aytamız hám tort jeymiz.



In Korea we plant flowers and trees in April.

[ɪn kə'riə wɪ 'plɑːnt 'flaʊəz ənd 'triːz ɪn 'eɪprəl]
 Koreyada biz gúller hám tereklerdi aprel ayında egemiz.

Uzbekistan

[,uːzbeɪkɪ'stɑːn]
 Ózbekstan



dance

['dɑːns]
 ayaq oyınǵa túsiw

special food

[,speʃl 'fuːd]
 arnawlı taǵam



Independence Day

[,ɪndɪ'pendəns 'deɪ]
 Gárezsizlik kúni



Korea

[kə'riə]
 Koreya

plant

[plɑːnt]
 ósimlik otırǵızw

Earth Day

['ɜːθdeɪ]
 Jer kúni

presents

['preznts]
 sawǵalar



Women's Day

[,wɪmɪnz 'deɪ]
 Hayal-qızlar kúni

New Year's Day

[,njuː 'jɪəz 'deɪ]
 Jańa jil kúni

parade

[pə'reɪd]
 parad

Teachers' Day

[,tiːtʃəz 'deɪ]
 Oqıtıwshılar kúni

Unit 12 My day

When do you get up?

[ˈwen du: ju: ˈget ʌp]

Siz qashan oyanasiz?

I get up at six.

[aɪ ˈget ʌp ət ˈsɪks]

Men saat altida oyanaman.



It's time to ...

[ɪts ˈtaɪm tə ...]

... payti boldi

make a bed

[ˈmeɪk ə ˈbed]

ornin jynastiriv



do morning exercises

[ˈdu: ˈmɔːnɪŋ ˈeksəsaɪzɪz] a zangi dene shiniqiwın islew



get dressed

[ˈget ˈdrest]
kiyiniw

comb hair

[ˈkəʊm ˈheə]
shash taraw



have lunch

[ˈhæv ˈlʌntʃ]
túsleniw



do homework

[ˈdu: ˈhəʊmwɜːk]
úy tapsirmasin orinlaw




wash face and hands

[ˈwɒʃ ˈfeɪs ənd ˈhændz]
bet hám qolların juwıw



She is sad.

[ʃi:z ˈsæd]
Ol qapa.



We are happy.

[wi ˈɑ: ˈhæpi]
Biz baxıtlımız.



You are late.

[ju ˈɑ: ˈleɪt]
Siz kesh qaldırız.



It is hungry

[ɪts ˈhʌŋgri]
Onıń qarnı ash.



He is tired.

[hi:z ˈtaɪəd]
Ol sharshadı.



They are busy.

[ðeɪ ˈɑ: ˈbɪzi]
Olar bánt.



Unit 13 Clothes

T-shirt
[ti:ʃɜ:t]
futbolka

cap
[kæp]
kepka

hat
[hæt]
qalpaq

skirt
[skɜ:t]
yubka

shirt [ʃɜ:t]
er balalar
kóylegi

trainers
[ˈtreɪnəz]
krossovka

dress
[dres]
kóylek

wear
[weə]
kiyw, kiyip aliw

jeans
[ˈdʒi:nz]
jinsi

shorts
[ʃɔ:ts]
shortik, kelte shalbar

uniform
[ˈju:nɪfɔ:m]
uniforma, forma

jacket
[ˈdʒækɪt]
kelte kamzol, kastyum

trousers
[ˈtraʊzəz]
shalbar

pilot
[ˈpaɪlət]
ushiwshi

doctor
[ˈdɒktə]
shipaker

cook
[kʊk]
aspaz

Where are my jeans?
[ˈweərə: maɪ ˈdʒi:nz]
Jinsiyim qayerde?
They are on the chair.
[ðeɪ ˈɑ: ɒn ðə ˈtʃeə]
Ol stul ústinde.

Where is my shirt?
[ˈweəz maɪ ˈʃɜ:t]
Kóylegim qayerde?
It's on the table.
[ɪts ɒn ðə ˈteɪbl]
Ol stol ústinde.



Wordlist

adj – adjective – kelbetlik *prep* – preposition – predlog
num – number – sanliq *int* – interjection – úndew sóz
adv – adverb – ráwish *pron* – pronoun – almasiq
pl – plural – kóplik *n* – noun – atliq
conj – conjunction – dáneker *v* – verb – feyil

English

Qaraqalpaqsha

A a

a [ə]
 about *prep* [ə'baʊt]
 afternoon *n* [ɑ:ftə'nu:n]
 in the afternoon *adv*
 air *n* [eə]
 album *n* [ælbəm]
 alphabet *n* [ælfəbet]
 America *n* [ə'merikə]
 an [ən, æn]
 and *conj* [ənd, ænd]
 And you? [ənd'ju:]
 animal *n* [ænim(ə)l]
 answer *n, v* [ɑ:nsə]
 apple *n* [æp(ə)l]
 apricot *n* [eɪprɪkɒt]
 April *n* [eɪpr(ə)l]
 are *v* [ɑ:]
 Are you ...?
 arm *n* [ɑ:m]
 art *n* [ɑ:t]
 ask *v* [ɑ:sk]
 at *prep* [ət, æt]
 August *n* [ɔ:gəst]
 autumn *n* [ɔ:təm]

belgisiz artikl
 haqqında
 tús waqtı
 túste
 hawa
 albom
 álipbe
 Amerika
belgisiz artikl
 hám
 Siz-she?
 haywan
 juwap; juwap beriw
 alma
 erik
 aprel
 bolıw (kóplikte)
 Siz ...be?
 qol
 súwretlew óneri
 soraw
 ... da
 avgust
 gúz

B b

baby *n* ['beɪbi]
 bad *adj* [bæd]

náreste, bópe
 jaman

bag <i>n</i> [bæg]	portfel, sumka
ball <i>n</i> [bɔ:l]	top
banana <i>n</i> [bə'nɑ:nə]	banan
basketball <i>n</i> ['bɑ:skɪtbɔ:l]	basketbol
bear <i>n</i> [beə]	ayıw
bee <i>n</i> [bi:]	pal hárresi
big <i>adj</i> [bɪg]	úlken
bird <i>n</i> [bɜ:d]	qus
birthday <i>n</i> ['bɜ:θdɪ]	tuwılǵan kún
black <i>adj</i> [blæk]	qara
board <i>n</i> [bɔ:d]	klass doskası
blue <i>adj</i> [blu:]	kók
book <i>n</i> [bʊk]	kitap
brother <i>n</i> ['brʌðə]	aǵa, ini
box <i>n</i> [bɒks]	qutı
boy <i>n</i> [bɔɪ]	ul bala
brown <i>adj</i> [braʊn]	qońır reń
brush <i>n, v</i> [brʌʃ]	1) shyotka; 2) shyotkalaw
brush teeth	tislerdi shyotkamenen tazalaw
bull <i>n</i> [bʊl]	ógiz, buǵa
busy <i>adj</i> ['bɪzi]	jumis penen bánt
С с	
cabbage <i>n</i> ['kæbɪdʒ]	kapusta
cake <i>n</i> [keɪk]	tort, pirojniy
calendar <i>n</i> ['kælɪndə]	kalendar
can <i>v</i> [kæn, kən]	isleyalıw, qolınan keliw
Can I have ...?	...ti alsam bolama?
canteen [kæn'ti:n]	asxana
cap <i>n</i> [kæp]	kepka, shapka
car <i>n</i> [kɑ:]	avtomobil
carrot <i>n</i> ['kærət]	geshir
cartoon <i>n</i> [kɑ:'tu:n]	multfilm
cat <i>n</i> [kæt]	pıshıq
chair <i>n</i> [tʃeə]	stul
chant <i>n</i> [tʃɑ:nt]	chant (kishi qosıq)
cherry <i>n</i> ['tʃeri]	alsha
chick <i>n</i> [tʃɪk]	shóje

chicken <i>n</i> ['tʃɪkɪn]	tawıq
children <i>n</i> ['tʃɪldrən]	balalar
clap <i>v</i> [klæp]	qol shappatlaw
class <i>n</i> [klɑ:s]	klass; sabaq
classroom <i>n</i> ['klɑ:srʊm]	klass bólməsi
clean <i>adv</i> [kli:n]	taza
clean water <i>n</i> ['kli:n'wɔ:tə]	taza suw
climb <i>v</i> [klaɪm]	órmelep shıǵıw
clock <i>n</i> [klɒk]	saat
cloud <i>n</i> [klaʊd]	bult
cloudy <i>adj</i> ['klaʊdi]	bultlı
cold <i>adj</i> [kəʊld]	suwıq
collect <i>v</i> [kə'lekt]	jıynaw
colour <i>n</i> ['kʌlə]	reń
colour pencils <i>n</i>	reńli qálemler
comb <i>v</i> [kəʊm]	taraw
come <i>v</i> [kʌm]	keliw
complete <i>v</i> [kəm'pli:t]	tamamlaw
computer <i>n</i> [kəm'pjʊ:tə]	kompyuter
cool <i>adj</i> [ku:l]	salqın
cook <i>v</i> [kʊk]	pisiriw, awqat tayarlaw
copybook <i>n</i> ['kɒpi 'bʊk]	dápter
corn <i>n</i> [kɔ:n]	dán, ǵálle
count <i>v</i> [kaʊnt]	sanaw
cow <i>n</i> [kaʊ]	sıyr
crayon <i>n</i> ['kreɪən]	reńli por
crocodile <i>n</i> ['krɒkədəɪl]	krokodil
cucumber <i>n</i> ['kju:kʌmbə]	qıyar
D d	
dad <i>n</i> [dæd]	áke
dance <i>v</i> [dɑ:ns]	ayaq oyınǵatúsiw
dear <i>adj</i> [dɪə]	qádirli, áziz
December <i>n</i> [dɪ'sembə]	dekabr
desk <i>n</i> [desk]	jaziw stoli, parta

do *v* [du:]
do crosswords
[du:'krɒswɜ:dz]
do morning exercises
[du: 'mɔ:nɪŋ 'eksəsaɪz]
do sums *v* [du: 'sʌmz]
doctor *n* ['dɒktə]
dog *n* [dɒg]
doll *n* [dɒl]
donkey *n* [dɒŋki]
door *n* [dɔ:]
draw *v* [drɔ:]
dress *n* [dres]
duck *n* [dʌk]

E e

ear *n* [ɪə]
Earth Day *n* ['ɜ:θ 'deɪ]
eat (up) *v* [i:t (ʌp)]
eggplant *n* ['egplɑ:nt]
eight *num* [eɪt]
eighteen *num* ['eɪ'ti:n]
eleven *num* [ɪ'levn]
English *n* ['ɪŋɡlɪʃ]
eraser *n* ['reɪzə]
evening *n* ['i:vnɪŋ]
in the evening *adv*
eye *n* [aɪ]

F f

fairy tale *n* ['feəri 'teɪl]
family *n* ['fæməli]
father *n* ['fɑ:ðə]
favourite *adj* ['feɪvərɪt]
February *n* ['febrʊəri]
fifteen *num* ['fɪf'ti:n]
fifty *num* ['fɪftɪ]
find *v* [faɪnd]
finish *v, n* ['fɪnɪʃ]
fish *n* [fɪʃ]

orinlaw, islew
krossvord sheshiw
azanǵı denetárbiya
shınıǵıwları orınlaw
mısaldı sheshiw
doktor, vrach, shıpaker
kúshik, iyt
quwırshaq
eshek
esik
súwret salıw
kóylek
úyrek

qulaq
Jer kúni
jew, jep qoyıw
baklajan
segiz
on segiz
on bir
inglis tili
óshirgish
keshqurın, tún
keshqurın, túnde
kóz

ertek
shańaraq
ata
súyikli
fevral
on bes
eliw
tabıw
tamamlaw; aqırı
balıq

five *num* [faɪv]
 floor *n* [flɔː]
 fly *v* [flaɪ]
 fly a kite *v*
 food *n* [fuːd]
 football *n* ['fʊtbɔːl]
 for *prep* [fɔː, fə]
 forty *num* ['fɔːti]
 four *num* [fɔː]
 fourteen *num* ['fɔː'tiːn]
 fresh *adj* [frefʃ]
 fresh air *n*
 Friday *n* ['fraɪdi]
 friend *n* [frend]
 frog *n* [frɒg]
 fun *n* [fʌn]

G g

game *n* [geɪm]
 get dressed *v* ['get 'drest]
 get up *v* ['get 'ʌp]
 girl *n* [gɜːl]
 give *v* [gɪv]
 go *v* [gəʊ]
 go to school *v*
 goat *n* [gəʊt]
 good *adj* [gʊd]
 Good morning!
 ['gʊd 'mɔːnɪŋ]
 grape [greɪp]
 grass *n* [grɑːs]
 great *adj* [greɪt]
 green *adj* [griːn]
 grey *adj* [greɪ]
 group *n* [gruːp]
 guess *v* [ges]
 gym *n* [dʒɪm]

bes
 1) qabat; 2) pol
 ushıw
 pátpelek ushırıw
 awqat, jemis
 futbol
 ushın
 qırq
 tórt
 on tórt
 tınıq
 taza hawa
 juma
 dos
 qurbaqa
 quwanış

 oyın
 kiyiniw
 ornınan turıw
 qız bola
 beriw
 barıw, júriw
 mektepke barıw
 eshki
 jaqsı
 Qayırlı tań!

 júzim
 shóp, maysa
 ullı, zor
 jasıl
 kúlreń
 topar
 shamalaw (tabıw)
 gimnastika (sport) zalı

H h

hair *n* [heə]

hand *n* [hænd]

handball *n* ['hændbɔ:l]

happy *adj* ['hæpi]

hat *n* [hæt]

have *v* [hæv]

I have ... ['aɪ hæv]

have breakfast *v*
['hæv 'brekfəst]

have lunch *v*
['hæv 'lʌntʃ]

he *pron* [hi:]

head *n* [hed]

hello [hə'ləʊ]

hen *n* [hen]

her *pron* [hɜ:]

hi [haɪ]

his *pron* [hɪz]

His/her name is ...

hobby *n* ['hɒbi]

holiday *n* ['hɒlɪdeɪ]

hop *v* [hɒp]

hopscotch *n* ['hɒpskɒtʃ]

horse *n* [hɔ:s]

hot *adj* [hɒt]

hot dog *n* ['hɒtdɒg]

hungry *adj* ['hʌŋgri]

I i

I *pron* [aɪ]

I like ... ['aɪ 'laɪk]

I like doing ...

in *prep* [ɪn]

Independence Day *n*
['ɪndɪpendəns deɪ]

interview *n* ['ɪntəvjʊ:]

shash

qol

qol tobi

baxitli

qalpaq

iyе bolıw, bar bolıw

mende ... bar.

azanǵı awqatlanıw

túski awqatlanıw

ol (ul balalarǵa baylanıslı)

bas, gelle

sálem

tawıq

onıń (qız balalarǵa baylanıslı)

sálem

onıń (ul balalarǵa baylanıslı)

Onıń atı ...

hobbi, jaqsı kóretuǵın jumıs,
kásip

1) bayram; 2) demalıs

sekiriw

teppek

at

ıssı

xot-dog

ash bolıw

men

Men ... unataman.

Men ... islewdi unataman.

1) ishinde (orınǵa baylanıslı);

2) ...da (waqıtqa baylanıslı)

Gárezsizlik kúni

intervyu

is <i>v</i> [ɪz]	bolıw (3-bet birlik ushin)
it <i>pron</i> [ɪt]	ol (3-bet birlik ushin)
It's time to ...	Bir zatlardı islew waqtı boldı.
It's two o'clock.	Saat eki boldı.
It's two thirty.	Saat eki yarım boldı.
J j	
jacket [ˈdʒækɪt]	kelte kamzol, kastyum
jam [dʒæm]	djem
January <i>n</i> [ˈdʒænjʊəri]	yanvar
jeans <i>n</i> [dʒi:nz]	jinsi
July <i>n</i> [dʒʊˈlaɪ]	iyul
jump <i>v</i> [dʒʌmp]	sekiriw
jump a rope <i>v</i>	arqan (arqannan) sekiriw
[ˈdʒʌmp əˈrəʊp]	
jumping <i>n</i> [ˈdʒʌmpɪŋ]	sekiriw
June <i>n</i> [dʒu:n]	iyun
K k	
kangaroo <i>n</i> [ˈkæŋgəˈruː]	kenguru
kite <i>n</i> [kaɪt]	pátpelek
knee <i>n</i> [niː]	dize
Korea <i>n</i> [kəˈriə]	Koreya
L l	
late <i>adj</i> [leɪt]	kesh, kesh qalğan
lazy <i>adj</i> [ˈleɪzi]	jalqaw, isjaqpas, erinshek
left <i>adj</i> [left]	shep
leg <i>n</i> [leg]	ayaq
lemon <i>n</i> [ˈlemən]	limon
lesson <i>n</i> [lesn]	sabaq
Let's ... [lets]	Kelińler...
letter <i>n</i> [ˈletə]	1) xat; 2) hárip
library <i>n</i> [ˈlaɪbrəri]	kitapxana
line <i>n</i> [ˈlaɪn]	sızıq
lion <i>n</i> [laɪən]	arıslan
listen <i>v</i> [ˈlɪsn]	tıńlaw
little <i>adj</i> [ˈlɪtl]	kishkene
Little Red Riding Hood	qızıl shapkasha
[ˈlɪtl ˈred ˈraɪdɪŋ ˈhʊd]	

long *adj* [lɒŋ]
 look *v* [lʊk]
 a lot of *adv* [ə'lɒtəv]

M m

make *v* [meɪk]
 March *n* [mɑ:tʃ]
 match *v* [mætʃ]

 maths *n* [mæθs]
 May *n* [meɪ]
 meet *v* [mi:t]
 melon *n* ['melən]
 Mexico *n* ['meksɪkəʊ]
 mime *v* [maɪm]
 Monday *n* ['mʌndɪ]
 monkey *n* ['mʌŋki]
 month *n* [mʌnθ]
 morning *n* ['mɔ:nɪŋ]
 in the morning *adv*
 mother *n* ['mʌðə]
 mother tongue *n*
 ['mʌðə 'tʌŋ]
 mouse *n* [maʊs]
 mouth *n* [maʊθ]
 Mr *n* ['mɪstə]
 Mrs *n* ['mɪsɪz]
 mum *n* [mʌm]
 music *n* ['mju:zɪk]
 my *pron* [maɪ]

N n

name *n* [neɪm]
 My name is ...
 Navruz [nʌv'ru:z]
 new *adj* [nju:]
 New Year's Day
 nine *num* [naɪn]
 nineteen *num* ['naɪn'ti:n]
 no *int* [nəʊ]

uzaq, uzun
 qaraw
 kóp

islew, jasaw
 mart
 mas keltiriw, mas keletuǵını
 saylaw
 matematika
 may
 ushırasıw
 qawın
 Meksika
 im menen túsindirıw
 dúyshembi
 maymıl
 ay
 tań
 azanǵı, azanǵı waqıt
 ana
 anatili

 tishqan
 awız
 mırza
 xanıw
 ana
 muzıka
 meniń

at, isim
 Meniń atım ...
 Nawrız bayramı
 jańa
 Jańajıl kúni
 toǵız
 on toǵız
 joq

No, sorry.
No, I don't.

nose *n* [nəʊz]

November *n*
[nəʊ'vembə]

number *n* ['nʌmbə]

O o

October *n* [ɒk'təʊbə]

old *adj* [əʊld]

How old are you?

on *prep* [ɒn]

one *num* [wʌn]

onion *n* ['ʌnjən]

orange *n, adj* ['ɒrɪndʒ]

our *adj* [aʊə]

P p

pair *n* [peə]

parade *n* [pə'reɪd]

PE *n* ['pi: 'i:]

peach *n* [pi:tʃ]

pear *n* [peə]

pen *n* [pen]

pencil *n* ['pensl]

pencil case *n*
['penslkeɪs]

pepper *n* ['pepə]

photo *n* ['fəʊtəʊ]

picture *n* ['pɪktʃə]

pilot *n* ['paɪlət]

pink *adj* [pɪŋk]

plane *n* [pleɪn]

plant *n, v* [plɑ:nt]

play *v, n* [pleɪ]

play football/hockey

Keshirersiz, joq.

Joq.

murin

noyabr

nomer, san

oktyabr

eski, góne

Neshe jastasız?

1) ústinde (bir nárseniń
ústinde);

2) ...da (waqıtqa baylanıslı)

bir

piyaz

1) apelsin; 2) jalın reńindey

bizlerdiń, bizlerdiki

jup

parad

dene tárbiya (sabaq)

shabdal

almurt

ruchka

qálem

qálem salǵısh

burısh

fotosúwret

súwret

ushıwshı

aqshıl qızǵılt reń

samolyot

1) ósimlik; 2) otırǵızıw

1) oynaw; 2) oyın

futbol/xokkey oynaw

play hopscotch/games
 play see-saw
 play tag *v* ['pleɪ 'tæg]
 please *interj* [pli:z]
 plum *n* [plʌm]
 plus *n* [plʌs]
 poem *n* [pəʊɪm]
 point *v* [pɔɪnt]
 present *n* ['preznt]
 pumpkin *n* ['pʌmpkɪn]
 pupil *n* ['pjʊ:pl]
 purple *adj* ['pɜ:pəl]

Q q

question *n* ['kwɛstʃən]
 queen *n* [kwi:n]

R r

rainbow *n* ['reɪnbəʊ]
 rainy *adj* ['reɪni]
 read *v* [ri:d]
 reading *n* ['ri:dɪŋ]
 red *adj* [red]
 repeat *v* [ri'pi:t]
 report *v* [ri'pɔ:t]
 revision *n* [ri'vɪʒən]
 right *adj* [raɪt]
 river *n* ['rɪvə]
 robot *n* ['rəʊbɒt]
 rooster *n* ['ru:stə]
 ruler *adj* ['ru:lə]
 run *v* [rʌn]
 Russian *adj* ['rʌʃn]

S s

sad *adj* [sæd]
 Saturday *n* ['sætədi]
 say *v* [seɪ]
 school *n* [sku:l]

teppek oynaw
 átkónshekte ushıw
 quwıspaƣ oynaw
 ótinish
 qáreli
 qosıw, plyus
 qosıƣ
 kórsetiw
 sawƣa
 asqabaƣ
 oƣıwshı
 sıyareń

soraw
 malika

ayqulaƣ
 jawınlı
 oƣıw
 oƣıw kitabı
 qızıl
 qaytalaw, tákirarlaw
 axbarot (esabat) beriw
 qaytarıw, tákirarlaw
 1) tuwrı; 2) oń
 dárya
 robot
 qoraz
 sıƣƣısh
 juwırıw
 1) russha; 2) rus tili

qapa
 shembi
 dew, aytıw
 mektep

school things [ˈsku:l ˈθɪŋz]	oqiw qurallari
see <i>v</i> [si:]	kóriw
see-saw <i>n</i> [si:'sɔ:]	átkónshek
sentence <i>n</i> [ˈsentəns]	gáp
September <i>n</i> [sep'tembə]	sentyabr
seven <i>num</i> [ˈsevn]	jeti
seventeen <i>num</i> [ˈsevn'ti:n]	on jети
sharpener <i>n</i> [ˈʃɑ:pne]	qálem shıgarǵısh
she <i>pron</i> [ʃi:]	ol (qız balalar ushın qollanıladı)
sheep <i>n</i> [ʃi:p]	qoy
shirt <i>n</i> [ʃɜ:t]	er balalar kóylegi
short <i>adj</i> [ʃɔ:t]	kelte
shorts <i>n</i> [ʃɔ:ts]	shortik, kelte shalbar
shoulder <i>n</i> [ˈʃəʊldə]	iyin
sing <i>v</i> [sɪŋ]	qosıq aytıw
sister <i>n</i> [ˈsɪstə]	apa-sińli
sit <i>v</i> [sɪt]	otırıw
sit down <i>v</i> [ˈsɪt ˈdaʊn]	otırıw
six <i>num</i> [sɪks]	altı
sixteen <i>num</i> [ˈsɪks'ti:n]	on altı
skate <i>v</i> [skeɪt]	lijada sırǵanaw
ski <i>v</i> [ski]	konkide sırǵanaw
skirt <i>n</i> [skɜ:t]	yubka
small <i>adj</i> [smɔ:l]	kishkene
snowman <i>n</i> [ˈsnəʊmən]	qar adam
song <i>n</i> [sɒŋ]	qosıq
sorry <i>v</i> [ˈsɒri]	keshiriń, keshirersiz
speak <i>v</i> [spi:k]	sóylew
special <i>adj</i> [ˈspeʃl]	arnawlı
spring <i>n</i> [ˈsprɪŋ]	báhár
stand up <i>v</i> [ˈstænd ˈʌp]	turıw
start <i>n, v</i> [stɑ:t]	1) baslanıw; 2) baslaw
strawberry <i>n</i> [ˈstrɔ:bəri]	qulpınay
summer <i>n</i> [ˈsʌmə]	jaz

Sunday <i>n</i> ['sʌndi]	ekshembi
sunny <i>adj</i> ['sʌni]	quyashlı
swim <i>v</i> [swim]	shomılıw, júziw
T t	
table <i>n</i> [teɪbl]	1) stol; 2) keste
tail <i>n</i> [teɪl]	quyriq
tasty <i>adj</i> ['teɪsti]	mazalı, lázzetli
taxi <i>n</i> ['tæksi]	taksi
teacher <i>n</i> ['ti:tʃə]	oqıtıwshı
Teachers' Day <i>n</i>	Oqıtıwshılar kúni
['ti:tʃəz 'deɪ]	
team <i>n</i> [ti:m]	topar, komanda
teddy bear <i>n</i> ['tedi' beə]	oyınshıq ayıw
teeth <i>n</i> [ti:θ]	tisler
ten <i>num</i> [ten]	on
tennis <i>n</i> ['tenɪs]	tennis
Thank you <i>v</i> ['θæŋkju:]	Raxmet (sizge)
that <i>adj</i> [ðæt]	ol, sol, anaw
the [ðə, ði:, ði]	anıq artıkl
there is/are [ðerɪz/ðerɑ:]	(bir jerde) ... bar
thing <i>n</i> [θɪŋ]	zat, buyım
this <i>pron</i> [ðɪs]	bul, sol
thirteen <i>num</i> ['θɜ:ti:n]	on úsh
thirty <i>num</i> ['θɜ:ti]	otız
thirty-one <i>num</i>	otız bir
['θɜ:ti 'wʌn]	
three <i>num</i> [θri:]	úsh
Thursday <i>n</i> ['θɜ:zdi]	piyshembi
tiger <i>n</i> ['taɪgə]	jolbarıs
time <i>n</i> [taɪm]	waqıt
tired <i>adj</i> [taɪd]	sharshaǵan
to <i>prep</i> [tu, tə, tu:]	-ǵa
toe <i>n</i> [təʊ]	ayaq barmaǵı
tooth <i>n</i> [tu:θ]	tis
tomato <i>n</i> [tə'mɑ:təʊ]	pomidor
toy <i>n</i> [tɔɪ]	oyınshıq
tractor <i>n</i> ['træktə]	traktor

train <i>n</i> [treɪn]	poezd
trainers <i>n</i> ['treɪnəz]	krossovka
tree <i>n</i> [tri:]	terek
trousers <i>n</i> ['traʊzəz]	shalbar
T-shirt <i>n</i> ['ti:'ʃɜ:t]	futbolka
Tuesday <i>n</i> ['tju:zdi]	shiyshembi
twelve <i>num</i> [twelv]	on eki
twenty <i>num</i> ['twenti]	jigirma
twenty-one <i>num</i>	jigirmabir
['twenti 'wʌn]	
two <i>num</i> [tu:]	eki
U u	
under <i>prep</i> [ʌndə]	astında, túbinde
unit <i>n</i> ['ju:nɪt]	bólim
Uzbek <i>n</i> ['ʊzbek]	ózbek; ózbek tili
Uzbekistan <i>n</i>	Ózbekstan
['ʊzbekɪ'sta:n]	
V v	
vase <i>n</i> [vɑ:z]	vaza, gúze
volleyball <i>n</i> ['vɒlibɔ:l]	voleybol
W w	
wall <i>n</i> [wɔ:l]	diywal
want <i>v</i> [wɒnt]	qálew
watch TV <i>v</i> ['wɒtʃ'ti:'vi:]	televizor kóriw
watermelon <i>n</i>	ǵarbız
['wɔ:təmelən]	
we <i>pron</i> [wi:]	biz
Wednesday <i>n</i> ['wenzdɪ]	sárshembi
well <i>adj</i> [wel]	jaqsı
what <i>pron</i> [wɒt]	ne; qanday
white <i>adj</i> [waɪt]	aq
who <i>pron</i> [hu:]	kim, qaysı
window <i>n</i> ['wɪndəʊ]	ayna
wish <i>n, v</i> [wɪʃ]	tilek; tilew

with *prep* [wið]
 wolf *n* [wʊlf]
 word *n* [wɜ:d]
 wordlist *n* ['wɜ:dlɪst]
 write *v* [raɪt]

Y y

yellow *adj* ['jeləʊ]
 yes *interj* [jes]
 you *pron* [ju:, jə]
 your *pron* [jɔ:]

Z z

zebra *n* ['zi:brə]
 zoo *n* [zu:]

menen
 qasqır
 sóz
 sózlik
 jazıw

sarı reń
 awa
 sen, siz
 seniń, siziń

zebra
 haywanat baǵı

K 40 Kids' English: oqıw baıslımı. 2-klass. S. Xan [hám basqalar]. — Tashkent: «O'zbekiston», 2018. — 120 b.

ISBN 978-9943-28-126-4

UO'K: 811.111(075)
 KBK 81.2Ingl

O'quv nashri

**Svetlana Xan, Lutfullo Jo'rayev,
 Klara Inogamova, Oysara Maxsudova**

Kids' English

Qayta ishlangan va to'ldirilgan uchinchi nashri

Umumiy o'rta ta'lim maktablarining 2-sinfi uchun darslik

(Qaraqalpaq tilinde)

Xudojnikler: Yu. Gabzalilov, I. Xolxo'jayev, F. Iskandarov, R. Zufarov, B. Zufarov

Awdarmashi G. Nizanova
 Dizayner hám kórkem redaktor Sh. Xo'jayev
 Redaktorlar: K. Inogamova, R. Palwaniyazova
 Tex. redaktorlar T. Xaritonova, B. Turimbetov
 Operator A. Atagullaeva

Nashriyot litsenziyasi AI № 158, 14.08.2009.

Original-maketten basıwǵa ruqsat etilgen waqıtı 22.06.2018-j. Qaǵaz formatı 60x90¹/₈. Ofset qaǵazi. «Pragmatica KRKP» garniturasında ofset usılında basıldı. Kegli 16, 14. Kólemi 15,00. b. t. Esap 19,0 b.t. Nusqası 12049 dana. Buyırtpa № 18-233.

Ózbekstan Baspasóz hám xabar agentliginiń «O'zbekiston» baspa-poligrafıyalıq dóretiwshilik úyi.
 100011, Tashkent, Nawayı kóshesi, 30.

Original-maket «Bilim» baspasında tayarlandı.
 230103. Nókis qalası, Qaraqalpaqstan kóshesi, 9.

Telefon: (371) 244-87-55, 244-87-20. Faks: (371) 244-37-81, 244-38-10.
 e-mail: uzbekistan@iptd-uzbekistan.uz www.iptd-uzbekistan.uz

Sabaqlıqtıń jaǵdayn kórsetiwshi keste

No	Oqıwshı atı, familiyası	Oqıw jılı	Sabaqlıqtıń alıńandaǵı awhalı	Klass basshısı-nıń qolı	Sabaqlıqtıń tapsırılǵan-daǵı awhalı	Klass basshısınıń qolı
1.						
2.						
3.						
4.						
5.						
6.						

Sabaqlıq ijaraga berilip, oqıw jılı juwmaǵında qaytarıp alıńanda joqarıdaǵı keste klass basshı tárepinen tómendegi bahalaw ólshemlerine tiykarlanıp toltırıladi:

Jańa	Sabaqlıqtıń birinshi mártebe paydalanıwǵa berilgendegi awhalı.
Jaqsı	Qabı pútin, sabaqlıqtıń tiykarǵı bóleginen ajralmaǵan. Barlıq betleri bar, jırtılmaǵan, túspegen, betlerinde jazıw hám sıziqlar joq.
Qanaatlandırarlı	Qabına jazılǵan, biraz sızilip shetleri jelingen, sabaqlıqtıń tiykarǵı bóleginen ajıralıw halı bar, paydalanıwshı tárepinen qanaatlandırarlı ońlanǵan. Túsken betleri qayta ońlanǵan, ayırım betlerine jazılǵan.
Qanaatlandırarlı	Qabına sızilǵan, jırtılǵan, tiykarǵı bóleginen ajıralǵan yaki joq, qanaatlandırarsız ońlanǵan. Betleri jırtılǵan, betleri jetispeydi, sızip, boyap taslanǵan. Sabaqlıqtı tiklep bolmaydı.

with *prep* [wið]
 wolf *n* [wʊlf]
 word *n* [wɜ:d]
 wordlist *n* ['wɜ:dlist]
 write *v* [raɪt]

Y y

yellow *adj* ['jeləʊ]
 yes *interj* [jes]
 you *pron* [ju:, jə]
 your *pron* [jɔ:]

Z z

zebra *n* ['zi:brə]
 zoo *n* [zu:]

menen
 qasqır
 sóz
 sózlik
 jazıw

sarı reń
 awa
 sen, siz
 seniń, siziń

zebra
 haywanat baǵı

K 40 Kids' English: oqıw baslımı. 2-klass. S. Xan [hám basqalar]. — Tashkent: «O'zbekiston», 2018. — 120 b.

ISBN 978-9943-28-126-4

UO'K: 811.111(075)
 KBK 81.2Ingl

O'quv nashri

**Svetlana Xan, Lutfullo Jo'rayev,
 Klara Inogamova, Oysara Maxsudova**

Kids' English

Qayta ishlangan va to'ldirilgan uchinchi nashri

Umumiy o'rta ta'lim maktablarining 2-sinfi uchun darslik

(Qaraqalpaq tilinde)

Xudojnikler: Yu. Gabzalilov, I. Xolxo'jayev, F. Iskandarov, R. Zufarov, B. Zufarov

Awdarmashi G. Nizanova
 Dizayner hám kórkem redaktor Sh. Xo'jayev
 Redaktorlar: K. Inogamova, R. Palwaniyazova
 Tex. redaktorlar T. Xaritonova, B. Turimbetov
 Operator A. Atagullaeva

Nashriyot litsenziyasi AI № 158, 14.08.2009.

Original-maketten basıwǵa ruqsat etilgen waqıtı 22.06.2018-j. Qaǵaz formatı 60x90¹/₈. Ofset qaǵazi. «Pragmatica KRKP» garniturasında ofset usılında basıldı. Kegli 16, 14. Kólemi 15,00. b. t. Esap 19,0 b.t. Nusqası 1522 dana. Buyırtpa № 18-234.

Ózbekstan Baspasóz hám xabar agentliginiń «O'zbekiston» baspa-poligrafiyalıq dóretiwshilik úyi.
 100011, Tashkent, Nawayı kóshesi, 30.

Original-maket «Bilim» baspasında tayarlandı.
 230103. Nókis qalası, Qaraqalpaqstan kóshesi, 9.

Telefon: (371) 244-87-55, 244-87-20. Faks: (371) 244-37-81, 244-38-10.
 e-mail: uzbekistan@iptd-uzbekistan.uz www.iptd-uzbekistan.uz