

Kids' English **1**

Ózbekstan Respublikası Xalıq bilimlendiriw ministrligi
tárepinen tastıyqlanǵan

Qayta islengen jetinshi basılım



TASHKENT
«O‘ZBEKISTON»
2019

UOK 811.111(075)
+ 811.111(072)
KBK 81.2Ingl
K 40

**Avtorlar: M. Irisqulov, S. Xan, L. Kamalova, L. Jurayev,
K. Inogamova, N. Hakimxodjayev, O. Kartavsova,
D. Yusupova, M. Qayumova**

Avtorlar bul oqiw-metodikaliq toplanin jaratilwinda korsetken qalis jardemleri ham bergen bahali maslahatlari ushin Britaniya Keñesi direktori S. Maknaltige ham de RBO shet tiller bolimi inglis tili metodistlerine oz minnetdarshilqlarin bildiredi.

Oqiw-metodikaliq toplanid sinawdan otkeriwde qatnasqan respublikamizdin barliq mektep muqallimlerine ham oqiwshilarina ham de bul toplan boyinsha 1-klass muqallimlerin tayarlawda qatnasqan trenerlerge, sonday-aq, Ulli Britaniya Norvidj til uyretiw instituti akademik direktori Rod Bolaytoqa, IATEFL wakili Les Kirkxemge, Britaniya Keñesi joybar bas menedjeri Natalya Sarikovaqa ham de basqa pikir bildiriwshilerga oz aldina minnetdarshilq bildiredi.

Bul oqiw-metodikaliq toplan 1-klass oqiwshilarina muqallim ham ata-analar keyninen tekstti takirarlaw, oynlardi qollanw ham suwretlerdi boyaw jardeminde inglis tilin oqitwga arnalgan. Bul toplan oqiw ham jaziwdi uyretiwdi nazerde tutpaydi.

Respublika maqsetli kitap qori qarjilari esabinan basip shigarildi.

K 40 **Kids' English:** oqiwliq basilm. Class 1/A. Irisqulov [ham basqalar]. – Tashkent: «O'zbekiston», 2019. – 104 b.
1. Irisqulov A.

ISBN 978-9943-28-025-0

UOK 811.111(075)
+ 811.111(072)
BBK 81.2Ingl

O'quv nashri

**Muhamadavas Irisqulov, Svetlana Xan, Lyudmila Kamalova, Lutfullo Jo'rayev,
Klara Inogamova, Nodir Hakimxodjayev, Olga Kartavsova,
Dilrabo Yusupova, Munavvar Qayumova**

Kids' English 1

Qayta ishlangan yettinchi nashr

Umumiy o'rta ta'lim maktablarining 1-sinfi uchun darslik

Xudojnikler: I. Xolxo'jayev, F. Iskandarov, R. Zufarov, S. Abdumo'minova, V. Xalilova,
G. Shoabdurahimova, M. Vorobyova

Qaraqalpaq tilinde

Awdarmashi: Z. Oserbaeva

Kork. redaktor: Sh. Xujayev

Redaktorlar: N. Nurmatova, S. Aytmuratova

Tex. redaktorlar: T. Xaritonova, B. Turimbetov

Korrektor: S. Salohutdinova

Operatorlar: A. Sulaymonov, A. Begdullaeva

Baspa licenziyasi AI № 158, 14.08.2009.

Basiwga ruqsat etilgen waqti 31.01.2019-jil. Format 60x90^{1/8}.

Ofset qagazi. «Pragmatika KRKP» garniturasinda ofset usilinda basildi. Shartli baspa tabaq 13,0.

Esap baspa tabaq 16,47. Nusqasi 13090 dana. Buyirtpa № 19-33.

«Bilim» baspasi, 230103. Nokis qalasi. Qaraqalpaqstan, 9

O'zbekistan Baspasoz ham xabar agentligini

«O'zbekiston» baspa-poligrafialiq doretivshilik uyi.

100011, Tashkent, Nawayi koshesi, 30.

Telefon: (371) 244-87-55, 244-87-20. Faks: (371) 244-37-81, 244-38-10.

e-mail: uzbekistan@iptd-uzbekistan.uz, www.iptd-uzbekistan.uz

© M. Irisqulov ham basqalar, 2012–2019

© «O'ZBEKISTON» BPDÚ, 2012–2019

Qaraqalpaqshağa awdarma

© «Bilim» baspasi, 2012–2019

ISBN 978-9943-28-025-0

Áziz muǵallimler hám ata-analar!

Kids' English oqıw-metodikalıq toplamı siziń itibarıńızǵa usınılmaqta!

Bul oqıw-metodikalıq toplam Ózbekstan Respublikası Birinshi Prezidentiniń 2012-jıl 10-dekabrdegi «Shet tillerin úyreniw sistemasın jáne de jetilistiriw is-ilajları haqqında»ǵı PQ-1875-sanlı qararında belgilengen talaplar hám wazıypalardan kelip shıqqan halda oqıwshılardıǵa álipbeni úyretpey turıp inglis tilin úyretiw eń zamanagóy, eń aldınǵı pedagogikalıq texnologiyalar hám de metodlar principi tiykarında jaratıldı. Usı orında húkimetimiz tárepinen alǵa ilgerilep atırǵan, álipbeni úyretpegen halda inglis tilin pútin bir kurs dawamında úyretiw usılı jáhán ámeliyatında burın kórilmegeń jańa bir usıl ekenligin ayrıqsha bildirip ótiwimiz orınlı.

Oqıw-metodikalıq toplam Sabaqlıq, Multimedia qosımshası hám de Muǵallım ushın metodikalıq qollanbalardan ibarat bolıp, olar bir pútin halda 1-klasqa endi ǵana qádem qoyǵan kishkene balajandardıń inglis tilinde dáslepki sabaq alıwlarına úlken járdem beretuǵın kóp ǵana qızıqlı hám ájayıp shınıǵıwlar, oınlar, qosıqlar hám taǵı basqalardı óz ishine alǵan. Olardı balajandardıǵa maqsetke muwapıq túrde jetkerip beriwde, álbette, siz áziz ustazlar hám húrmetli atajandardıń úlesi kóp.

Perzentlerimiz inglis tili dúnyasına qızıqlı sayaxattı baslamaqta. Bul sayaxat qızıqlı, túsinikli hám áwmetli bolıwı ushın olardıǵa siziń járdemińiz kerek boladı. Hár bir sabaqtan keyin ótilgen sabaqlardı bekkemlew ushın úyge tapsırmalar beriledi. Perzentińizge sabaqta ótilgen temalardı orınlawına hám este saqlawına járdem beriń. Eger ol ótilgen temadaǵı sózlerdi hám gáplerdi esley almasa, qáweterge túspeń. Olardı keyingi ret aytıp beriwı múmkin. Barlıq sózler hám gápler keyingi sabaqta tákirarlanadı hám perzentińiz waqıttırn ótiwi menen olardı eslep qaladı. Eń tiykarǵısı, bunıń ushın hám memizge talapshańlıq hám sabır-taqat kerek boladı.

1-klass dawamında oqıw hám jazıwsız inglis tilin úyretiw usılı elimiz, qalaberse, pútkil dúnya til oqıtıw tariyxında jańalıq bolǵanlıǵı sebepli, onda ayırım kemshiliklerdiń bolıwı tábiyiy. Sol sebepli oqıw-metodikalıq toplam boyınsha bildiretuǵın pikirlerińiz biz avtorlar ushın áhmiyetli.

Oqıw-metodikalıq toplam balajandardı zeriktirip qoymaydı, kerisinshe, inglis tilin úyreniwge ıqlasın oyatıw menen bir qatarda úlken quwanış ta baǵıshlaydı, degen úmittemiz.

Avtorlar

Shártli belgiler:



— tıńlap túsiniw yamasa video shınıǵıwların orınlaw;



— oın túrindegi shınıǵıwlardı orınlaw;



— kúshli oqıwshılar yamasa klaslar ushın qosımsha tapsırma;



— oqıwshılardı háreketlendiriwge arnalǵan fizikalıq shınıǵıwlar;




— tiykarınan, úyde súwretlerdi sızıw, boyaw hám t.b.lar ushın arnalǵan tapsırmalar.


Unit 1 Greetings

Lesson 1 Hello. My name's Zumrad.

1  Listen and repeat.



2  Listen and sing.

3a  Look and repeat.



3b Listen and say.

4  Play "Ask and answer".

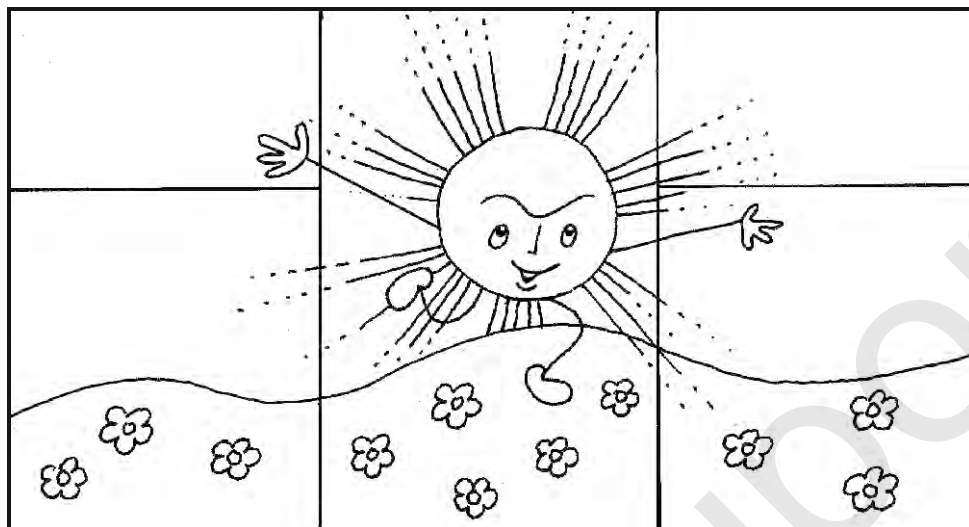
5  Listen and sing.

Unit 1 Greetings

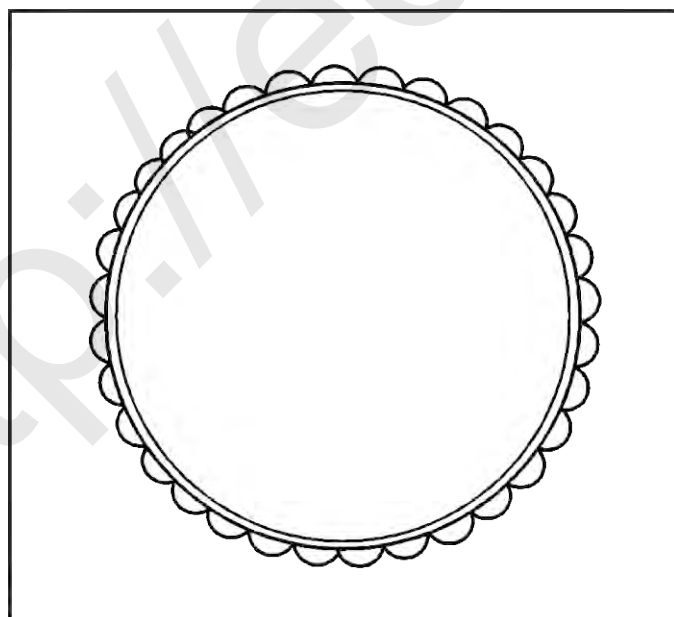
Lesson 1 Hello. My name's Zumrad.

Ata-analar ushin

1-úyge tapsırma: Perzentińizden kúnniń súwretin boyawdı ornlawın hám «Good morning» (Qayırılı tań) dep aytıwın sorań. Eger perzentińiz bul sálemlesiwdi eslep qalmasa, bunıń zıyanı joq. Bul sálemlesiw tórt sabaq dawamında qosıq qatarında tákirarlanadı hám perzentińizde onı yadlap alıw ushin jeterli imkaniyat boladı.



2-úyge tapsırma: Perzentińizdiń óziniń súwretin salıwına járdem beriń. Eger perzentińiz súwret salıwdı unatpasa, ol súwret salıwdıń ornına óziniń fotosúwretin jelimlep qoyıwı múmkin. Perzentińizge «Sálem. Meniń atım...» (Hello. My name's...) dep inglis tilinde aytıwına járdem beriń.



Eskertiw: Súwretler aralasıp ketpewi ushin barlıq úyge berilgen súwretler reńli qálemler menen boyalsa, maqsetke muwapıq boladı.

Unit 1 Greetings

Lesson 2 How are you?

1  Listen and repeat.

2 Listen and repeat.

3  Play "Ask and answer".



4   Watch and do.

5 Listen and repeat.

6  Watch and repeat.



Unit 1 Greetings

Lesson 2 How are you?

Ata-analar ushin


Úyge tapsırma: Perzentińizge súwretti boyawda járdem beriń. Adamlar bir-biri menen sálemleskende hám de hal-awhal sorasqanda qanday gáplerdi paydalanıwın eslerine túsiriwge járdem beriń. «How are you?» (*Qalaysız?/ Awhalıńız jaqsı ma?*) sorawına juwap beriwin sorań.

OK. /Good. / Great. / So-so. (*Jaqsı. / Men jaqsıman. /Zor. /Boladı.*) juwapların aytıwına qol háreketlerińiz benen járdem beriń.









How are you?

OK.



Unit 1 Greetings

Lesson 3 Where are you from?

- 1  Listen and sing.
- 2  Play "Ask and answer".
- 3  Look and do.
- 4  Look, listen and repeat.
- 5  Look, listen and guess.
- 6  Play "Ask and answer".



I'm from Tashkent.

I'm from London.



- 7   Play "What's your name?"

Ata-analar ushin


1-úyge tapsırma: Perzentıńızden 6-shınıǵıwdaǵı súwretke qarawdı hám «Where are you from?» (Qayerdenseń?) sorawın hám de «I'm from ...» (Men ... tenmen. / Men ... te jasayman.) juwabın eslewin sorań.

2-úyge tapsırma: 10-bette berilgen.

Unit 1 Greetings

Lesson 4 Let's play!


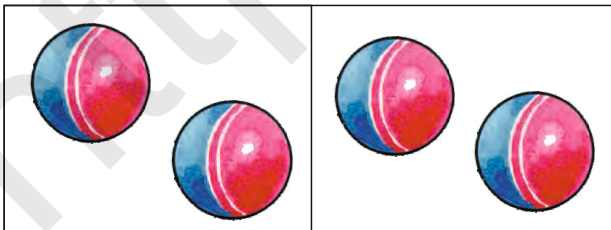

1  Listen and sing.

2  Play "Questions".

3  Play "Interview".

4   Play "Little frog".

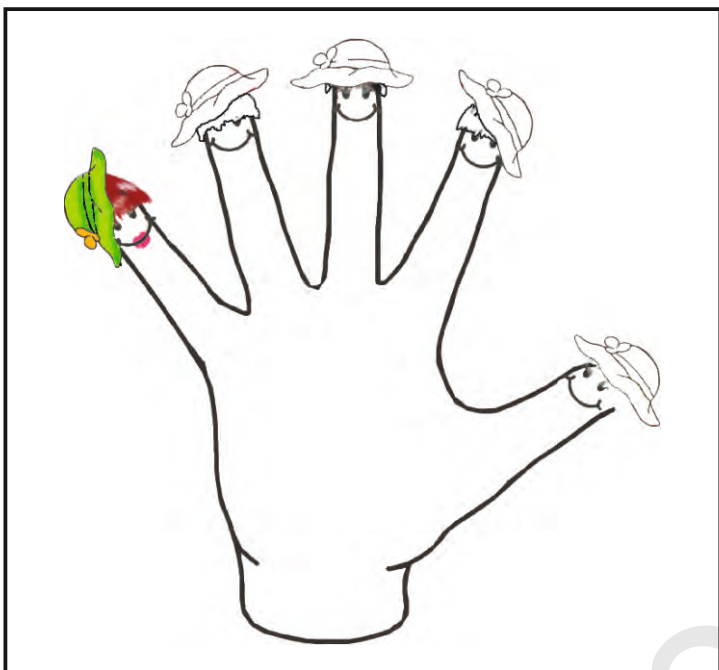
5  Play "Look and count".



6  Play "Guess the number".

Unit 1 Greetings

Lesson 3 Where are you from?



Ata-analar ushin

2-úyge tapsırma: Perzentıńızden súwretti boyawdı, barmaqıar ushın atama tabıwdı hám olardıń atınan «*What's your name?*», «*My name's ...*» dep aytıwdı sorań.

Lesson 4 Let's play!

Úyge tapsırma: Perzentıńızge súwrettegi zatlardıń sanın sanawdı hám de cifrlar menen súwretlerdi birlestiriw kerek ekenligin aytır. «Intervyu» alıw oyını dawamında klasta berilgen sorawlardı eslewge járdem beriń. Bul oyın dawamında bir-birine tómendegi sorawlar beriledi.

Soraw: *What's your name? (Seniń atıń kim?)*

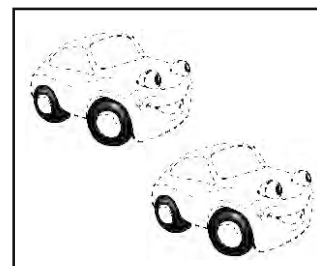
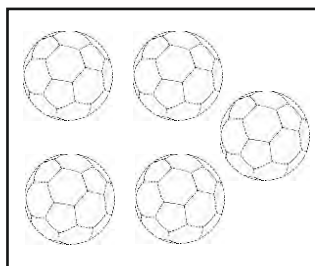

Juwap: *My name's ...*

Soraw: *Where are you from?*

Juwap: *I'm from*

Soraw: *How are you?*

Juwap: *OK / Good / Great / So-so.*



3

1

2

5

Unit 2 I'm in class 1.

Lesson 1 It's a pen.

1  Listen and repeat.

2  Play "Interview".

3 Look, listen and repeat.



4  Look and do.



5   Play "Yes./No."

6    Watch and play.

Unit 2 I'm in class 1.

Lesson 2 How old are you?


1  Listen and repeat.



2 Look and count.

3  Play "Ask and answer".

4  Play "Interview".

5 Look, listen and repeat.



6   Play "Is it a pen?"

7   Play "Ask and answer".

Unit 2 I'm in class 1.

Lesson 3 What's this?

1



Listen and sing.

2



Watch and play "Bingo".



3

Listen and repeat.

4



Look, listen and repeat.

This is a pen.

No, this is a book.

5



Look and play "This is a pen".

6



Play "What's this?"



Unit 2 I'm in class 1.

Lesson 4 Let's play!

1  Listen and sing.

2  Watch and do.



3a  Look, listen and repeat.

3b  Look, listen and play.

4  Play "What's this?"

5   Play "Cross the river".



Ata-analar ushin

Perzentinüzge aldın úyrenilgen úsh sabaqtı qayta kórip shıǵıwdı hám 1-tákırarlaw sabaǵına tayarlıq kóriw kerek ekenligin aytnı.


Eskertiw: 1-tákırarlaw sabaǵı muǵallimler ushin metodikalıq qollanbada berilgen.

Unit 2 I'm in class 1.


Lesson 1 It's a pen.

Ata-analar ushin

1-úyge tapsırma: Perzentinızden cifrlardı tártip boyınsha sıziq penen baylanıstırwın sorań (Birinshi eki cifr úlgi ushın kórsetilgen). Olar bul cifrlardı eslep aytıwı kerek: 1 — *one*, 2 — *two*, 3 — *three*, 4 — *four*, 5— *five*.



2-úyge tapsırma: Berilgen súwretlerden oqıw quralların tabıwdı hám olardı boyawdı sorań: *a bag (sumka)*, *a book (kitap)*, *a copybook (dápter)*, *a pen (ruchka)*, *a pencil (qálem)*. Boyaw waqtında bul oqıw quralların inglis tilinde aytıwın sorań.




Unit 2 I'm in class 1.

Lesson 2 How old are you?



Ata-analar ushin

1-úyge tapsırma: Súwrettegi tort hám shamlardı boyawdı, sońınan olardı sanaw kerek ekenligin túsindirıń.



2-úyge tapsırma:


Bul tapsırmada reńli qálemlerdi boyaw kerek ekenligin hám olar inglis tilinde — *a crayon* dep aytlıwın túsindirıń.

Eskertiw: Perzentlerińizge keyingi sabaqta inglis tilindegi sesler ústinde islewi ushin kishkene ayna berip jiberiń.

Lesson 3 What's this?

Ata-analar ushin

Perzentińizge súwretke diqqat penen qaraw kerek ekenligin aytrı. Súwretten oqıw quralların tabıwdı hám olardı inglis tilinde aytıwdı sorań. Máselen: *a copybook* (dápter), *a pen* (ruchka), *a ruler* (sızgısh), *a book* (kitap) hám t.b. Bul oqıw quralların boyaw kerek ekenligin túsindirıń.



Unit 3 My family

Lesson 1 This is my mother.

1  Listen and repeat.

2 Look and listen.




3 Look and say.

4   Look and do.



5  Look, listen and repeat.

6  Look, listen and point.



7  Play "What's your name?"

Unit 3 My family

Lesson 2 I have a sister.

1  Listen and repeat.

2  Play "His name's ...".

3   Watch and do.


4a Look and say.

4b  Watch and repeat.



4c Show and say.

5  Listen and find.



6   Play "Is it pink?"

Unit 3 My family

Lesson 3 My sister is little.

1  Listen and sing.

2   Play "What's her name?"



3 Show and say.

4  Look, listen and repeat.

5   Watch and do.

6  Play "Find the colour".

7   Listen and sing.



Unit 3 My family

Lesson 4 Let's play!

1  Listen and sing.

2  Play "Funny race".



3  Play "My name's Jasur".



4   Sing a song.


Unit 3 My family

Lesson 1 This is my mother.


Ata-analar ushin



Perzentińizge berilgen súwretler negizinde qanday kóriniste bolsa, sonday reńde boyaw kerek ekenligin aytırń. Sonıń ushin perzentińizden quyash, qurbaqa, rozagúl, shóje hám tawıqtıń reńi qanday bolıwı kerek ekenligin sorań. Onı qurbaqa hám shójenıń atınan «*This is my mother*» dep ayttırń.



Lesson 2 I have a sister.



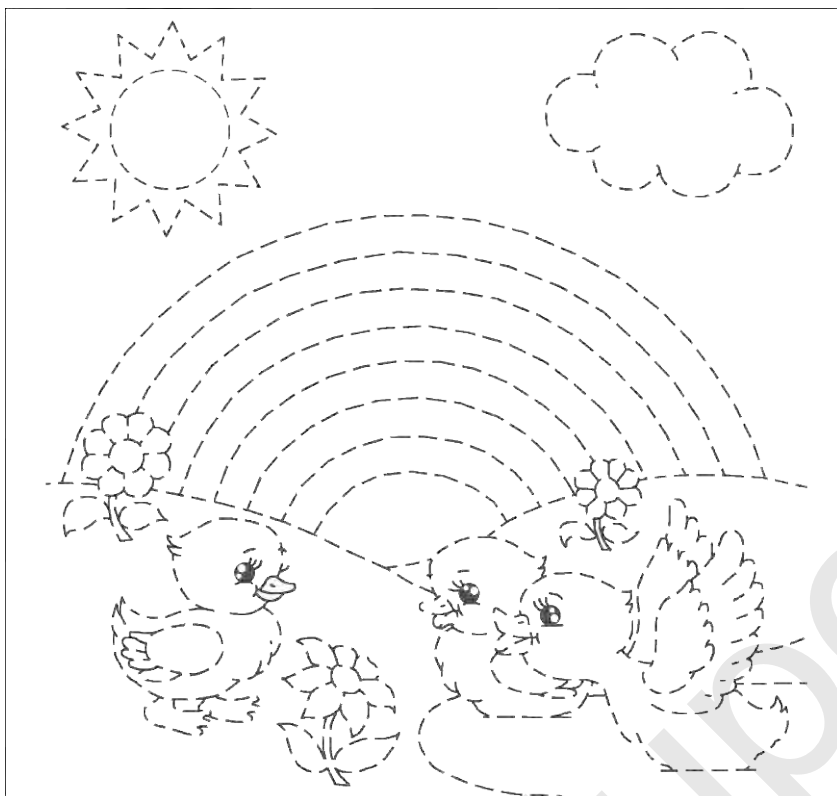
1-úyge tapsırma: Perzentińizden súwretti boyawdı hám aldingı sabaqta qanday reńlerdi úyrengenligin eslewdi sorań (*red, yellow, green, blue, pink*).

2-úyge tapsırma: (Qosımsha tapsırma) Qálewińiz boyınsha oqıwshılar shańaraq aǵzalarınıń súwretin óz aldına aq qaǵazǵa sıziwı múmkin. Perzentińizden shańaraq haqqında «*This is my father*» qosıǵın qaytalap aytwın sorań.

This is my mother.
This is my father.
This is my brother tall.
This is my sister.
This is a baby.
How I love them all.

Unit 3 My family

Lesson 3 My sister is little.




Ata-analar ushin

Perzentiñizden súwretti boyawdı hám úyrengen reñlerin eslewdi sorañ (*red, yellow, green, blue, pink*). Ayqulaq qanday reñde ekenligin sorañ hám onı boyawda járdem beriñ.

Lesson 4 Let's play!

Ata-analar ushin

Perzentiñizden aldinqı sabaqlarda úyrenilgen reñlerdi eslep (*red, yellow, green, blue, pink*), súwretlerdi boyawdı sorañ.



Unit 4 My friend

Lesson 1 I'm a boy.

1  Listen and repeat.


2  Play "What's your name?".

3  Look and listen.

4  Look and do.

5 Look, point and say.

6  Look and point.



7  Look and say.

Unit 4 My friend

Lesson 2 I have a friend.


1  Listen and repeat.

2  Play "Ask and answer".



3   Look and say.

4 Look, listen and repeat.



5  Play "Run and take".

Unit 4 My friend

Lesson 3 He's seven.


1



Listen and sing.

2

Look and say.



3



Look and do.

4



Play "Colours".



5a



Look and say.

5b



Play "I have a friend".

Unit 4 My friend

Lesson 4 Let's play!

1  Listen and sing.

2  Look and play "English".



3  Play "Colours".



Ata-analar ushın

Perzentińizge aldınǵı úyrenilgen úsh sabaqtı qayta kórip shıǵıwdı hám tákirarlaw sabaǵına tayarlıq kóriw kerek ekenligin aytıń.

Unit 4 My friend

Lesson 1 I'm a boy.




Ata-analar ushin

Perzentiñizge aldinqı sabaqlarda úyrenilgen 7 reñdi eslewdi (*red, yellow, green, blue, pink, black, brown*) hám usı reñlerden paydalanıp súwretlerdi boyaw kerek ekenligin aytrı.

Lesson 2 I have a friend.

Ata-analar ushin

Perzentiñizge aldinqı sabaqlarda úyrenilgen 9 reñdi eslewdi (*red, yellow, green, blue, pink, black, brown, white, purple*) hám usı reñlerden paydalanıp súwretlerdi boyaw kerek ekenligin aytrı.



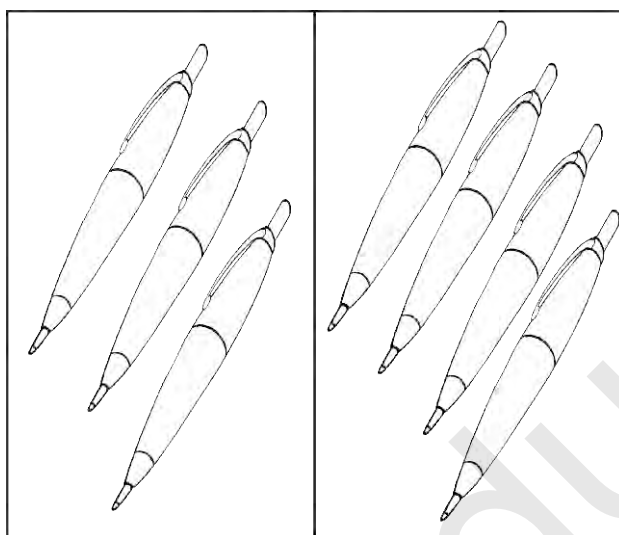
Unit 4 My friend

Lesson 3 He's seven.

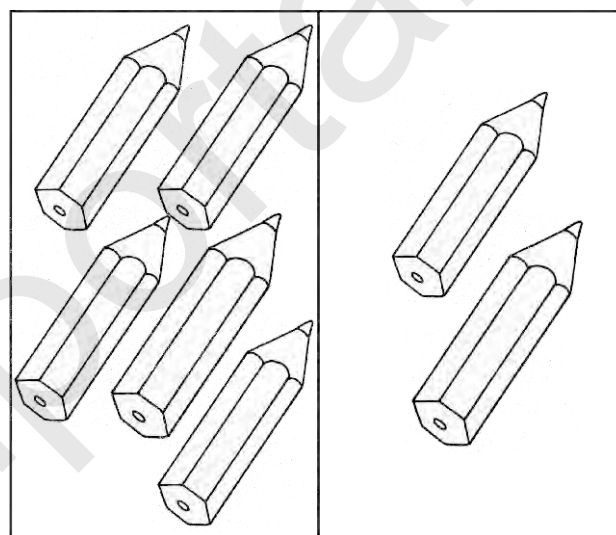


Ata-analar ushin


Perzentiñizden súwretlerdegi zat hám buyımlardı sanawdı hám de olardıñ sanınıñ neshew ekenligin sorañ. Aldıñğı sabaqlarda úyrenilgen reñlerdi eske túsiriwdi (*red, yellow, green, blue, pink, black, brown, white, purple, orange, grey*) hám usı reñlerden paydalanıp súwretlerdi boyaw kerek ekenligin aytıñ.



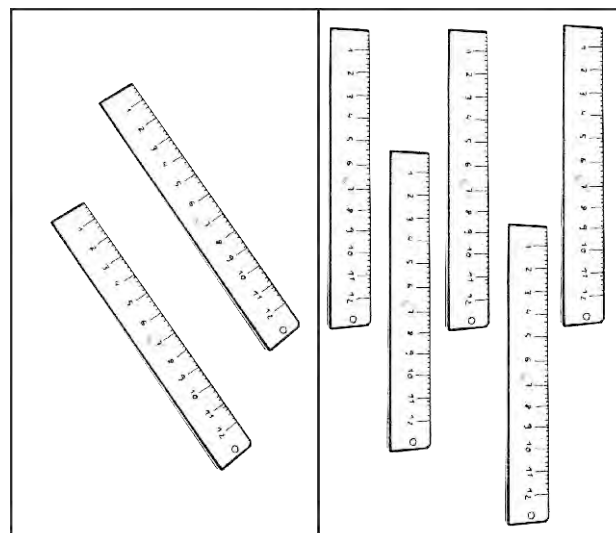
$$3+4=7$$



$$5+2=$$



$$4+3=$$



$$2+5=$$

Revision 2

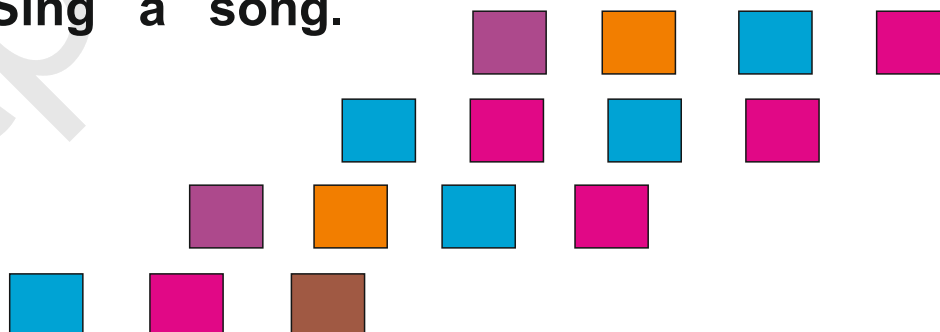
1 Play "Hot seat".

2  Play "Listen and say".

3 Look, listen and tick.



4 Sing a song.




5   Play "Look, find and show".

Unit 5 Toys and colours


Lesson 1 I have a ball.

1  Listen and say.

2  Play "Red, yellow and green".




3   Play "What's this?"



4  Look, listen and do.



5  Play "1, 2. Go!"



6   Play "I have a ball".



7   Ask and answer.

Unit 5 Toys and colours

Lesson 2 It's purple.

1




Listen and sing.



2



Play "I have a balloon".



3



Watch and do.

4



Play "This is a plane".

5



Look and colour.

Unit 5 Toys and colours

Lesson 3 I like it.

1



Listen and sing.

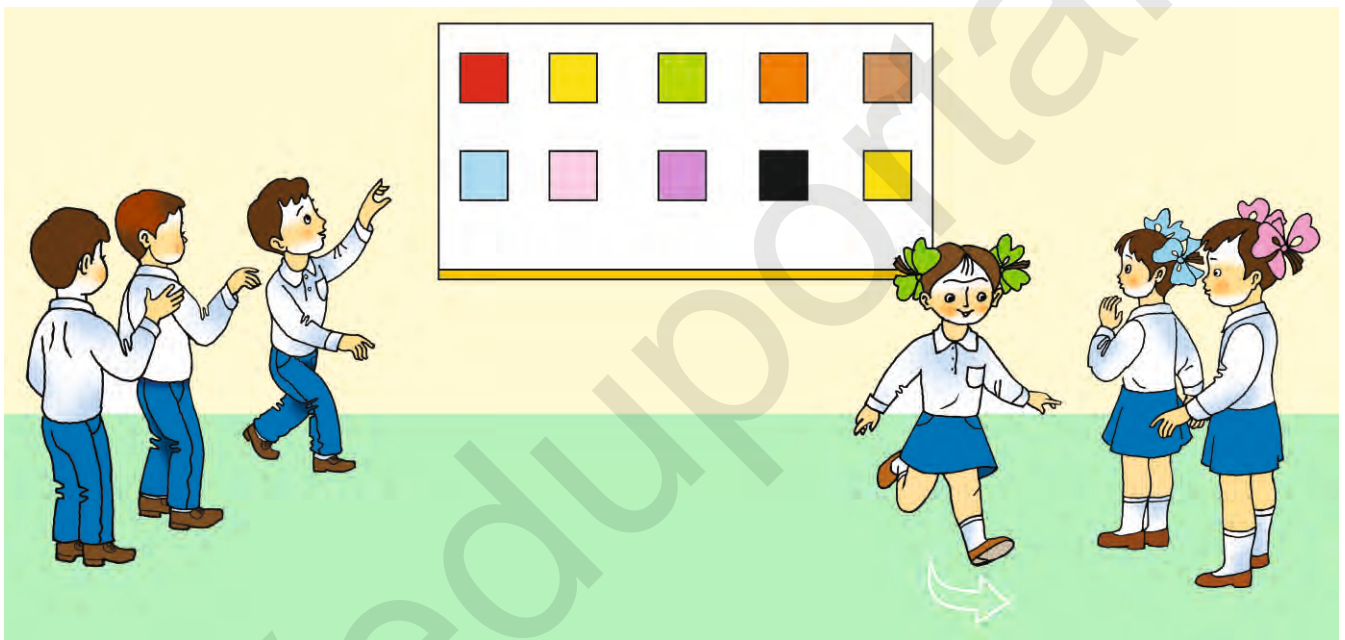
2

Look, listen and say.

3



Play "Run and say colours".



4



Listen and repeat.

5




Play "I like it".

6



Play "Champion".



Unit 5 Toys and colours

Lesson 4 Let's play!



1 Listen and sing.

2



Play "Champion".

3



Look and do.

4



Play "I like it!".




5



Play "1, 2, 3 ...?"

Unit 5 Toys and colours

Lesson 1 I have a ball.



Ata-analar ushin

Perzentiñizge súwretti boyaw kerek ekenligin aytrñ. Samolyot hám top inglis tilinde qalay aytilwın sorañ (*a plane, a ball*).

Lesson 2 It's purple.

Ata-analar ushin

Perzentiñizge oynshıqlardı boyaw kerek ekenligin aytrñ. Súwretlerdegi oynshıqlardıñ inglis tilinde qalay aytilwın sorañ. *A kite (pátpelek), a ball (top), a balloon (shar), a doll (quwirshaq), a plane (samolyot), a car (mashina), a train (poezd), a Teddy bear (jumsaq oynshıq ayw).*



Unit 5 Toys and colours

Lesson 3 I like it.



Ata-analar ushin


1-úyge tapsırma. Perzentıńızge sharlardı uslap turǵan qızdıń súwretin hám sharlardı boyaw kerek ekenligin aytır. Reńlerdıń inglis tilinde qalay aytılwın sorań.

2-úyge tapsırma. Perzentıńızge keyingi sabaq ushin jaqsı kórgen (kishkene ólshemdegi) oynshıqlarnan birin berip jiberiń.

Lesson 4 Let's play!

Ata-analar ushin

Perzentıńızden balalardıń oynshıqların salıp kórsetiw arqalı ta-bıwdı sorań. Birinshi eki sizıq úlgi ushin berilgen. Ul balada ushıratuǵın pátpelek, qız balada bolsa top. Ayırım oynshıqlardı qız bala da, ul bala da oynawı múmkin ekenligin aytır. Máselen, toptı qız bala da, ul bala da oynawı múmkin.

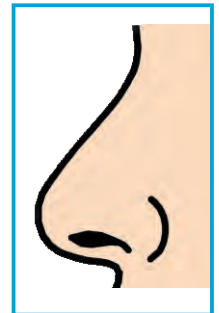





Unit 6 Parts of the body

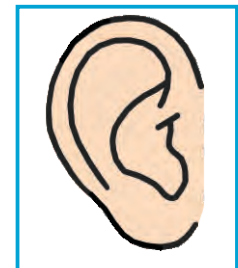
Lesson 1 Touch your nose.

1 Listen and repeat.

2 Look, listen and say.



5



6

3   Play "Touch your nose".

4   Look and do.

Unit 6 Parts of the body

Lesson 2 Left hand, right hand.

1



Listen and sing.

2

Look, listen and do.

3



Play "Draw a robot".



4



Look and do.

5



Look, listen and do.

6



Ask and answer.



Unit 6 Parts of the body

Lesson 3 Robot, jump!

1



Listen and sing.

2



Play "I am a robot".

3

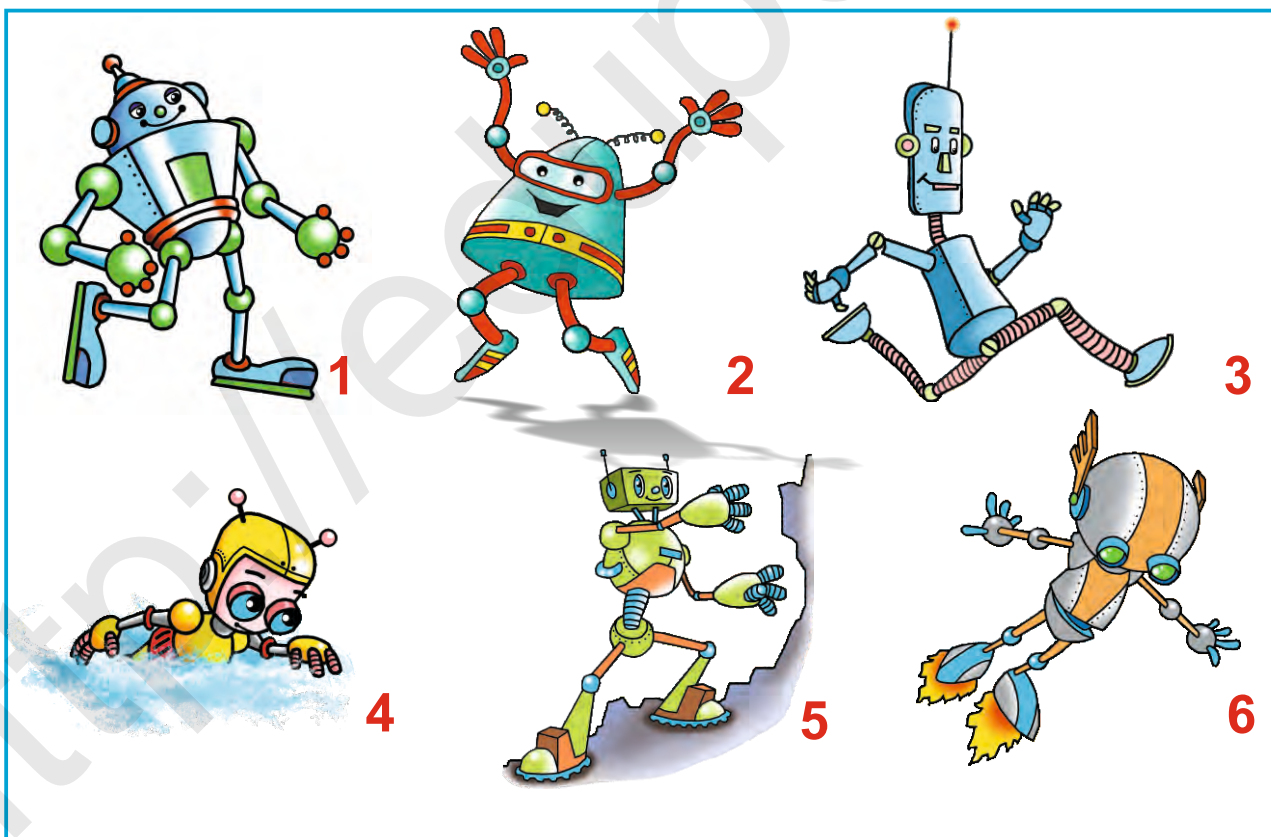



Look, listen and say.

4



Play "Go, jump ...".



5



Play "Head, nose ...".

Unit 6 Parts of the body

Lesson 4 Let's play!


1  Listen and sing.

2   Play "Please".

3  Play "Crayon. Robot, run!"



4  Look, listen and do.



5  Look and say.

Ata-analar ushin

Perzentiñizge aldinqi úyrenilgen úsh sabaqti qayta kórip shıgıwdı hám tákirarlaw sabađına tayarlıq kóriw kerek ekenligin aytıń.

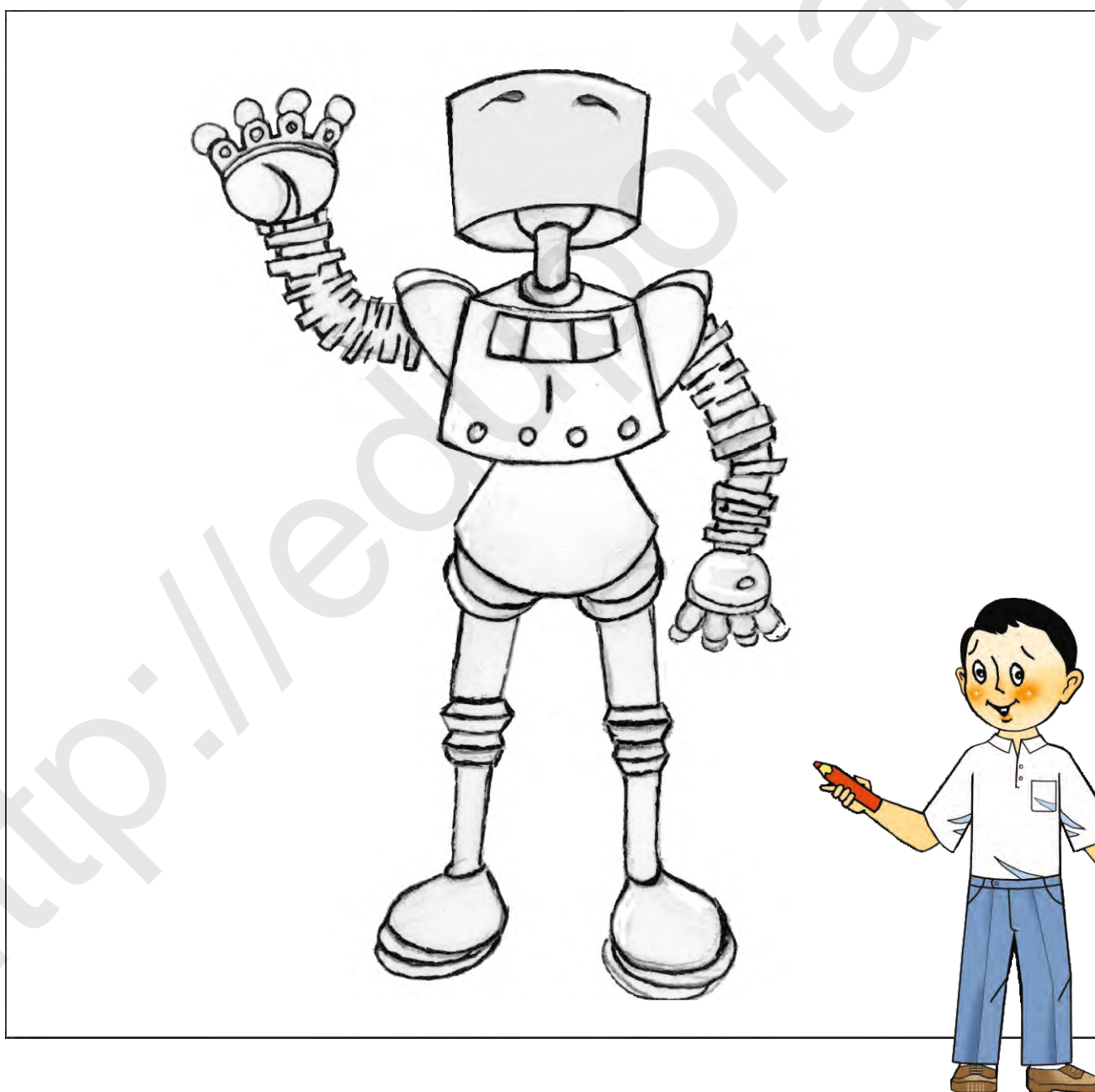
Unit 6 Parts of the body

Lesson 1 Touch your nose.



Ata-analar ushin

Perzentingizge robotni bas bóleginde túsirilib qaldirilgan aǵzalarni saliw kerek ekenligin aytiń. Robotni boyaw waqtında bastır aǵzalarni inglis tilinde aytıwdı soradı: head (*bas*), eye (*kóz*), nose (*murın*), ear (*qulaq*), mouth (*awız*), hair (*shash*).




Unit 6 Parts of the body

Lesson 2 Left hand, right hand.


Ata-analar ushin

Perzentiñizden robotniñ bas bóleginde túsirilip qaldırılğan aǵzaların salıwdı sorañ (robotniñ ózi kórsetip tur). Robotlardı boyaw waqtında bastır aǵzaların inglis tilinde aytıw kerekligin aytır: *eye (kóz), nose (murn), ear (qulaq), hair (shash).*



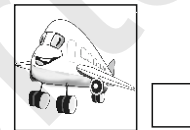

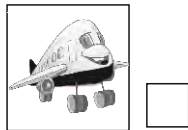
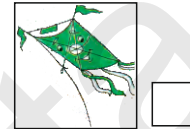
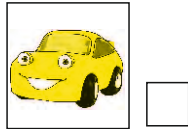
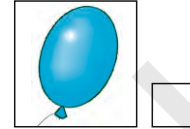
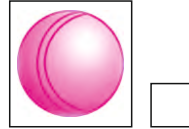
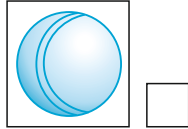
Lesson 3 Robot, jump!

Perzentiñizge robotlardı boyaw kerek ekenligin aytır hám sa-baqta úyrenilgen buyırıqlardı eslewdı sorañ: *Robot, fly! (Robot, ush!) Robot, go! (Robot, júr!), Robot, jump! (Robot, sekir!)*



Revision 3

1 Look, listen and tick.




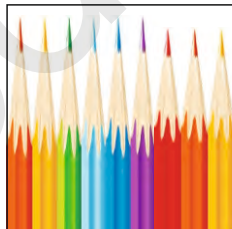
2 Look and draw a line.

9





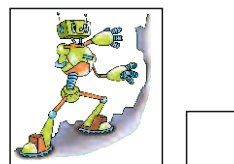
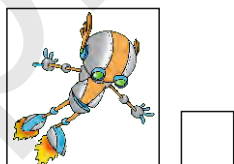
2

3

5



3 Look, listen and tick.



4 Look and say.

Unit 7 Seasons

Lesson 1 Winter is white.

1



Listen and say.

2



Look, listen and say.



3



Play "Sleep!"

4



Play "It's winter".



5



Play "What season is it?"

Unit 7 Seasons

Lesson 2 What colour is winter?

1  Listen and sing.

2   Play "What colour is spring?"



3  Look and do.

4  Look, listen and say.



5  Play "Ask and answer."

Unit 7 Seasons



Lesson 3 It's warm.

1 Listen and repeat.

2 Look and say.

3  Look and do.

4 Play "What season is it?"



5  Play "Cold. Warm. Hot!"

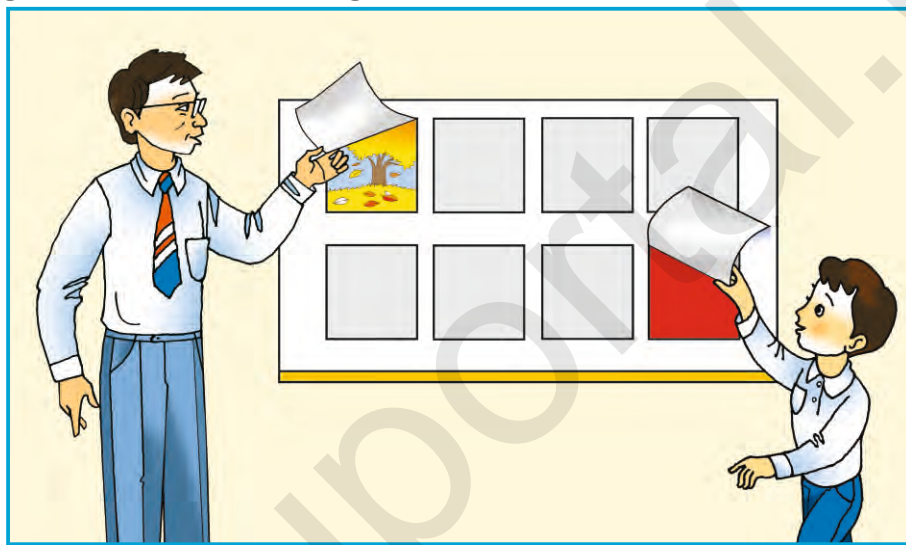


Unit 7 Seasons

Lesson 4 Let's play!

1 Listen and say.

2   Play "Autumn + yellow".



3   Play "Look and guess".




4  Play "Look, choose and say".

Ata-analar ushın

Perzentirizge aldingı úyrenilgen úsh sabaqtı qayta kórip shıǵwdı hám tákirarlaw sabaǵına tayarlıq kóriw kerek ekenligin aytıń.

Unit 7 Seasons

Lesson 1 Winter is white.




Ata-analar ushin

Perzentińizden aldinqı sabaqlarğa qarap, inglis tilinde jil máwsimleri qanday aytilwın eslewdi sorañ: *winter* (qis), *spring* (báhár), *summer* (jaz), *autumn* (gúz). Perzentińiz ózi unatqan jil máwsimin tańlap, sol súwretti boyawı kerek ekenligin aytrıń. «It's...».

Lesson 2 What colour is winter?

Ata-analar ushin

Perzentińizden súwretke qarawdı hám bul qaysı máwsim ekenligin sorañ: *winter* (qis). Súwretlerdi boyaw kerek ekenligin aytrıń.



Unit 7 Seasons

Lesson 3 It's warm.

Ata-analar ushin

Perzentińizden aldinqı sabaqqa qarap, tómendegi sózlerdiń inglis tilinde qalay aytilwin sorań:

Suwıq. (*It is cold.*)

Jilli. (*It is warm.*)

Issi. (*It is hot.*)

Salqın. (*It is cool.*)


Súwretti boyawdı hám «*It's warm*» (jilli) dep inglis tilinde ayıtwdı sorań.




Revision 4

1 Answer the questions.

2 Look and match.



3 Look and tick.



4 Play "Miming".

Unit 8 The world around us

Lesson 1 What's the weather?

1  Listen and repeat.

2  Look, listen and say.



3  Play "It's sunny today".



4  Look and do.




5   Play "It's winter. It's snowy".


Unit 8 The world around us

Lesson 2 I can ski.

1  Listen and repeat. 2  Play "It's cold".

3   Look and do.

4  Look, listen and say.



5  Play "I can skate".




Unit 8 The world around us

Lesson 3 I can fly a kite.

1  Listen and sing.

2a  Look, listen and say.



2b  Play "Fly a kite".



3  Look, listen and do.

4  Play "It's summer. I can swim".


Unit 8 The world around us

Lesson 4 Let's play

1  Look and guess.

2  Play "What season is it?".

3  Play "Doctor".



4  Play "Ski. Take a card".



Unit 8 The world around us

Lesson 1 What's the weather?



Ata-analar ushin

Perzentiñizden aldinqi sabaqqa qarap, tóمندegi sózler inglis tilinde qalay aytilwın sorañ:

Quyashlı kún. (It's sunny.)

Qarli kún. (It's snowy.)

Bultlı kún. (It's cloudy.)

Samallı kún. (It's windy.)

Súwretlerdi boyawdı hám — *It's sunny (Quyashlı kún)* dep inglis tilinde aytiwdı sorañ.

Lesson 2 I can ski.


Perzentiñizden súwretti boyawdı ornlawın hám «*I can ski*» dep aytiwdı sorañ.

Sabaqta úyrenilgen «*I can skate*» (*Men konkide usha alaman*), «*I can play hockey*» (*Men xokkey oynay alaman*) gáplerin aytiw kerek ekenligin aytrı.



Unit 8 The world around us

Lesson 3 I can fly a kite.



Ata-analar ushin

Perzentiñizden súwretti boyawdı ornlawın hám inglis tilinde «*I can play hockey*» (*Men xokkey oynay alaman*) dep aytıwın sorań. Hám sabaqta úyrenilgen gáplerdi «*I can ski*» (*Men shańgıda usha alaman*), «*I can skate*» (*Men konkide usha alaman*) dep tákirarlaw kerekligin aytıń.

Lesson 4 Let's play!

Perzentiñizge aldınǵı úyrenilgen úsh sabaqtı qayta kórip shıǵıwdı hám tákirarlaw sabaǵına tayarlıq kóriw kerek ekenligin aytıń. Úyge tapsırmadaǵı súwretti boyap bolǵannan keyin «*I can fly a kite*» (*Men pátpelek ushıra alaman*) gápin durıs aytıwǵa járdem beriń.



Unit 9 Domestic animals

Lesson 1 I have a horse.

1



Play "Good afternoon".

2



Look, listen and repeat.



3



Play "It's grey".

4



Look and do.

5

Look and colour.


Unit 9 Domestic animals

Lesson 2 She has a sheep.

1 Look, listen and repeat.



2 Play "Look and guess".



3 Look, listen and draw.

4

Look and say.

5 Play "She has a rabbit".



Unit 9 Domestic animals

Lesson 3 On the farm

1 Look, listen and sing.

2  Look, listen and repeat.



3  Look and do.

4   Play "Who says meeow?"



5  Play "He has a horse".

6   Draw and colour.

Unit 9 Domestic animals

Lesson 4 Let's play!

1  Listen and repeat.

2   Play "On the farm".



3  Look and do.

4  Play "Listen and raise hands".




5 Look and say.

Ata-analar ushin

Perzentiñizge aldingı úyrenilgen úsh sabaqtı qayta kórip shıǵıwdı hám tákirarlaw sabaǵına tayarlıq kóriw kerek ekenligin aytrıń.

Unit 9 Domestic animals

Lesson 1 I have a horse.



Ata-analar ushin

Perzentiñizden haywanlardıń súwretin boyawdı hám súwretlerdegi haywanlardıń atların tákirarlawdı sorań: *a cow (sıyr)*, *a sheep (qoy)*, *a horse (at)*, *a rooster (qoraz)*, *a chick (shóje)*.



Lesson 2 She has a sheep.

Perzentiñizden haywanlardıń súwretin boyawdı hám olardıń atların tákirarlawdı sorań: *a rabbit (qoyan)*, *a duck (úyrek)*. Tómenдеgi gáplerdi eslewge járdem beriń: *She has a rabbit. It's brown (Onıń qoyanı bar. Onıń reńi qońır).* *He has a duck. It's blue (Onıń úyregi bar. Onıń reńi kók).*




Unit 9 Domestic animals

Lesson 3 On the farm

Ata-analar ushin





Perzentińizden haywanlardıń súwretin salıwdı, onı boyawdı hám olar haqqında gápler qurawın sorań. Máselen «*I have a cow. It's black.*» Perzentińiz óz qálewi boyınsha qanday da bir haywannıń súwretin salıwı, boyawı hám gápler aytıwı múmkin. Máselen: «*I have a horse. It's brown.*»



Revision 5

1 Sing a song.

2 Look, listen and number.



3  Look and do.

4 Play "Choose and say".



Unit 10 Wild animals



Lesson 1 I'm a tiger.

1  Listen and repeat.

2 Look, listen and say.



3 Look and say.



4   Look and do.

5  Play "Show and say".

Unit 10 Wild animals

Lesson 2 I have two wings.

1  Listen and say.


3  Look and do.

2  Play "What's this?"

4a  Look, listen and say.



4b  Play "I have four legs".




5   Play "I'm a tiger".


Unit 10 Wild animals

Lesson 3 In the zoo

1  Listen and say.

2   Play "Look and guess".

3   Look and do. **4a** Look, listen and repeat.



4b   Play "I'm big. I have four legs".



5   Play "I'm a crocodile".









Unit 10 Wild animals

Lesson 4 Let's play!

1  Look, listen and sing.

2 Look and say.



						
	✓				✓	✓
		✓	✓	✓		

3   Look and do. 4  Play "True/False".

5   Play "I have a spider on my head".



6   Look and say.

Unit 10 Wild animals

Lesson 1 I'm a tiger.



Ata-analar ushin

Perzentiñizden haywanlardıñ súwretin boyawdı hám olar haqqında aytip beriwın sorañ. Olar tap klasta sóylegendey etip sóylesin. Máselen: *I'm a tiger. I'm big. I'm orange and black (Men jolbarspan. Men úlkenmen. Meniñ reñim qızgış sarı hám qara) hám t.b.*



Lesson 2 I have two wings.


Perzentiñizge qoraz hám totiqustıñ súwretin salıwdı hám olar haqqında aytip beriwı kerek ekenligin túsindirıñ.

Máselen: *I'm a parrot. I'm little. I have two wings. I can fly (Men totiquspan. Men kishkenemen. Meniñ eki qanatım bar. Men usha alaman).* Perzentiñizge quslardıñ ayağı hám qanatların sanawda járdem berıñ.



Unit 10 Wild animals

Lesson 3 In the zoo



Ata-analar ushin

Perzentińizden jiraf hám zeb-raniń joytqan reńlerin óz ornına qaytarıwına járdem beriwin so-rań. Haywanlardı boyawda hám olar haqqında gáp quraw-da oğan járdem beriń. Máselen: *I'm a zebra. I'm big. I'm black and white. I have four legs. I can run.*

Lesson 4 Let's play!


Perzentińizden haywanat bağıniń súwretine qarawın sorań. Haywanlardı boyawda hám olar haqqında gáp qurawda oğan járdem beriń. Máselen: *I'm a bear. I'm big. I'm brown. I have four legs. I can run. (Men ayıwman. Men úlkenmen. Meniń reñim qoñır. Meniń tórt ayağım bar. Men juwıra alaman).*



Unit 11 Vegetables

Lesson 1 It's a carrot.


1  Look, listen and repeat.





2  Play "What's this? Tomato."

3  Play "Number 4. It's a carrot".

4  Look and count.



5   Play "More. Less."

6   Look, listen and number.

Unit 11 Vegetables

Lesson 2 Is it a cucumber?

1 Look and say.

2 Look, listen and say.

3  Play "Guess".



4  Play "Count".

5 Look, listen and repeat.



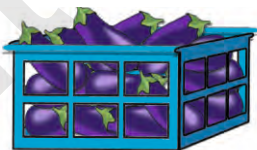
10

20

30

40

50



6  Listen and number.


Unit 11 Vegetables

Lesson 3 I have pumpkins.

1 Look and say. 2 Look, listen and repeat.

3   Play "Tic Tac Toe".

4  Look, listen and repeat.



5  Look and do.



6   Play "How much?"

Unit 11 Vegetables

Lesson 4 Let's play!


1 Look and say.

2  Play "Funny race".



3 Look and say.

4  Look and do.



5  Look and count.




Ata-analar ushın

Perzentnińizge aldınıǵı úyrenilgen úsh sabaqtı qayta kórip shıǵıwdı hám tákirarlaw sabaǵına tayarlıq kóriw kerek ekenligin aytıń.

Unit 11 Vegetables

Lesson 1 It's a carrot.



Ata-analar ushin

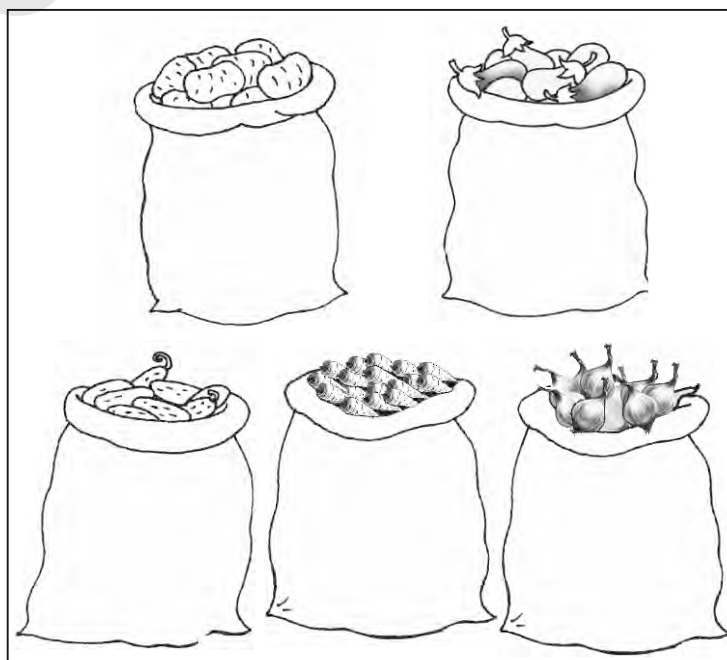
Perzentińizden palız ónimlerin boyawdı hám tap klasta sóylegen-dey olar haqqında gápler qurawın sorań. Máselen: *This is a tomato. It's red,* h.t.b.



Lesson 2 Is it a cucumber?

Ata-analar ushin

Perzentińizden palız ónimlerin boyawdı hám tap klasta sóylegen-dey olar haqqında gápler qurawın sorań. Máselen: «*Potato.20*», «*Eggplant.30*», «*Cucumber.40*», «*Carrot.50*», «*Onion.10*»



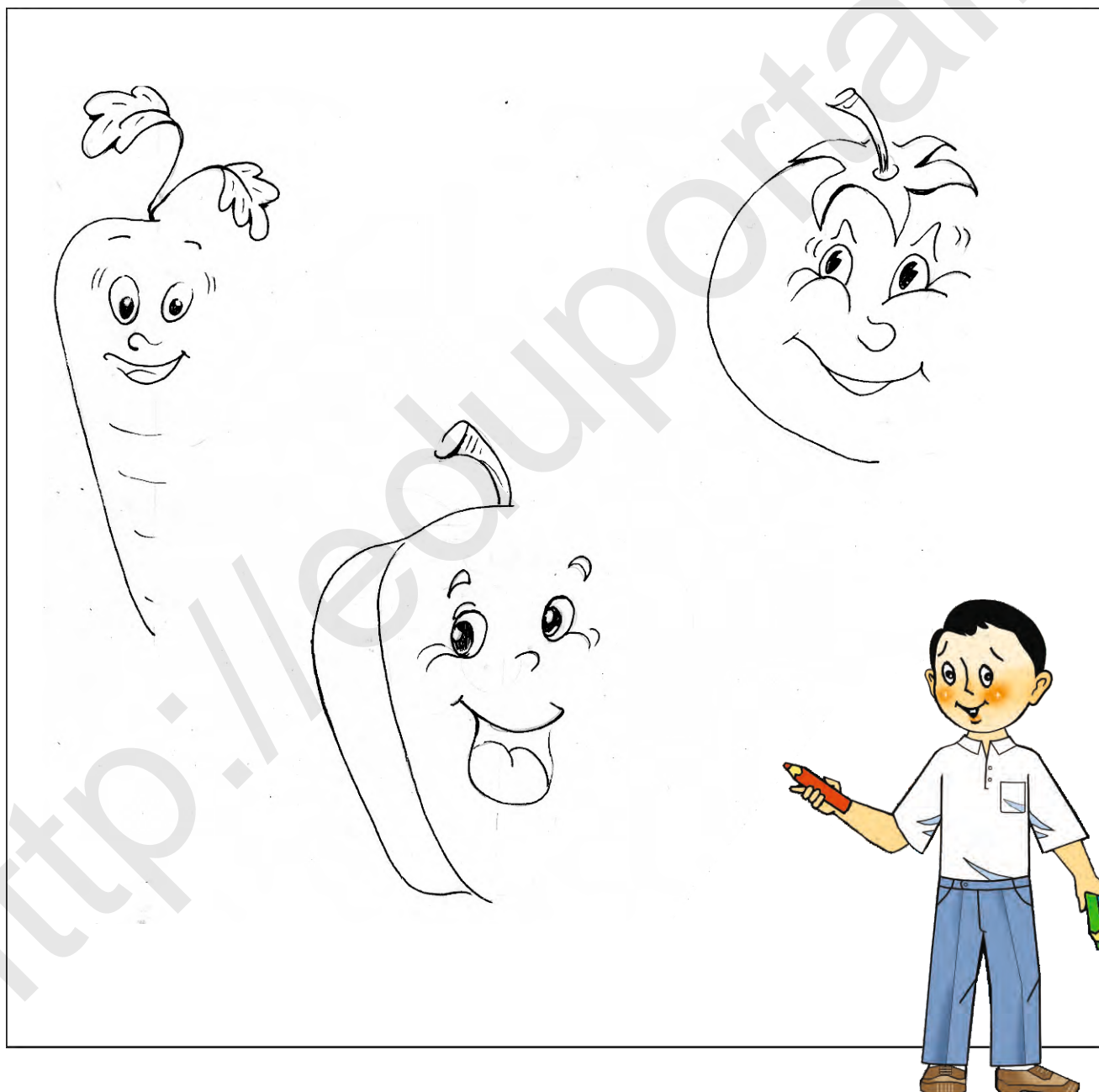
Unit 11 Vegetables

Lesson 3 I have pumpkins.



Ata-analar ushın


Perzentińizden palız ónimlerin boyawdı orınlawın hám tap klasta sóylegendey olar haqqında gápler qurawın sorań. Máselen: *This is a carrot. It's orange.*





Revision 6

1 Sing a song.

2 Look, listen and put number.









3  Look and do.

4 Look, listen and match.




10

20

30


40

50




Unit 12 Fruit

Lesson 1 I like apples.

1a  Look, listen and say.

1b Look, listen and repeat.



2   Play "Miming".

3  Play "Ask and answer".





4  Look and do.

5  Look, listen and number.

Unit 12 Fruit

Lesson 2 Is it a fruit?

1  Look, listen and repeat.



2  Listen and say.

3  Look, listen and repeat.



4  Play “What number is missing?”

5a  Play “Fruit. Vegetables”.

5b  Play “Is it a fruit?”

Unit 12 Fruit

Lesson 3 At the market

1



Listen and say.

2



Look and count.

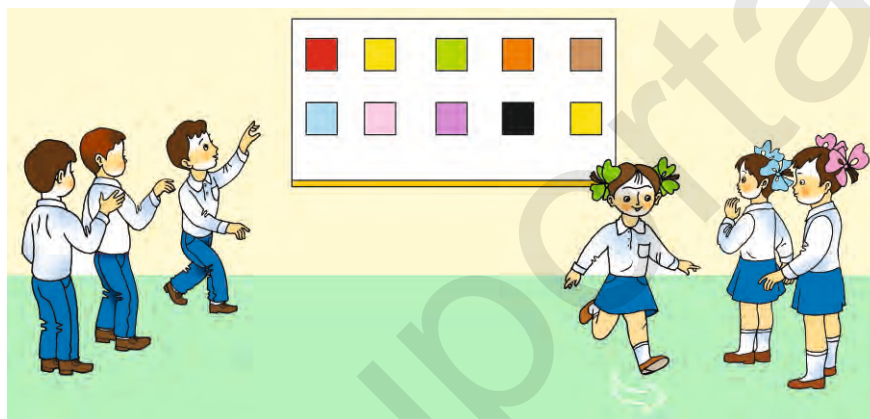
3



Play "Listen, run and touch."

4a


Look, listen and repeat.



4b



Play "At the market".



4c



Look and say.

Unit 12 Fruit

Lesson 4 Let's play!

1a  Listen and repeat. **1b** Choose and say.

2   Play "Count".

3  Play "Look, listen and do."



4  Play "Shopping".



5  Play "What's this?"

Ata-analar ushin

Perzentiñizge aldingı úyrenilgen úsh sabaqtı qayta kórip shıǵıwdı hám tákirarlaw sabaǵına tayarlıq kóriw kerek ekenligin aytıń.


Unit 12 Fruit

Lesson 1 I like apples.



Ata-analar ushin

Perzentiñizge miywelerdi boyawdı hám tap klasta sóylegendey olar haqqında gápler qurawın sorań. Ma'selen: *I have plums. I like plums* (Mende qáreliler bar. Men qárelini jaqsı kóremen).




Unit 12 Fruit

Lesson 2 Is it a fruit?



Ata-analar ushin

Perzentińizden miywelerdi boyawdı hám tap klasta sóylegendey olar haqqında gápler qurawın sorań. Máselen: *Fourteen bananas (on tórt banan), fifteen oranges (on bes apelsin), sixteen apricots (on alti erik), seventeen plums (on jeti qárelı), eighteen strawberries (on segiz qulpınay), nineteen cherries (on toǵız shiye).*

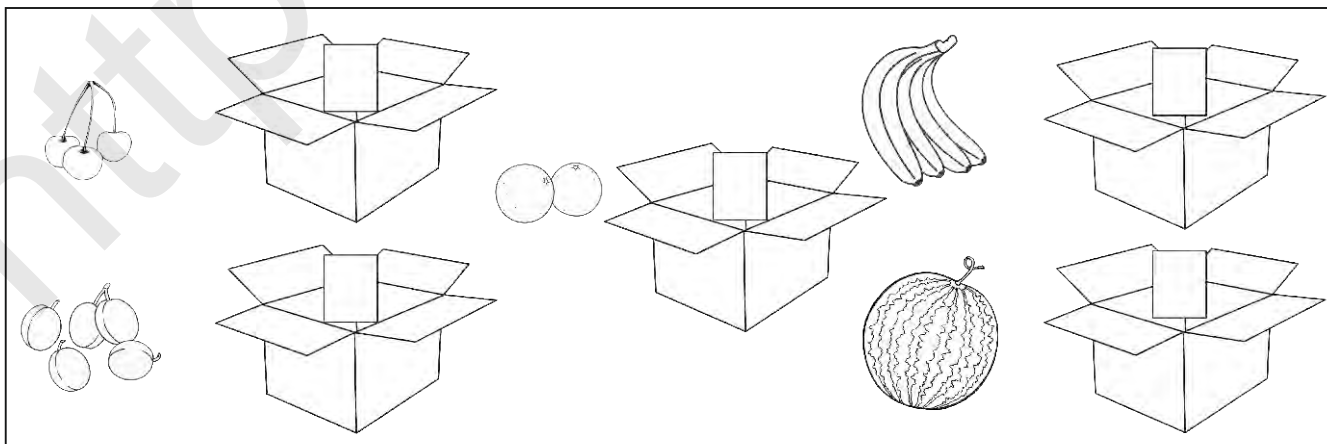


Lesson 3 At the market

Ata-analar ushin

Perzentińizden miywelerdi boyawdı hám tap klasta sóylegendey olar haqqında gápler qurawın sorań. Máselen: *I have nineteen plums (Mende on toǵız qárelı bar). I have six oranges (Mende alti apelsin bar). I have three watermelons (Mende úsh ğarbız bar). I have fifteen cherries (Mende on bes shiye bar). I have eight bananas (Mende segiz banan bar).*

Eskertiw: 7-tákırlaw sabaǵı muǵallimler ushin metodikalıq qollanbada berilgen.



Unit 13 Things we can do

Lesson 1 I can draw a cat.

1  Listen and repeat.


2 Look, listen and repeat.



3  Play “I can draw a cat”.

4  Look and do.

5  Play “I can see a red crocodile”.



Unit 13 Things we can do

Lesson 2 I can count.


1



Listen and repeat.

2a

Look and count.



2b



Look and draw.

3




Play "I can count".

4a



Look, listen and repeat.



4b



Play "Let's count".

5




Play "Seasons".

Unit 13 Things we can do

Lesson 3 We can play.

1  Listen and repeat.



2  Look, listen and repeat.

3  Look and do.

4  Play "Animal race".



Unit 13 Things we can do

Lesson 4 Let's play!

1  Play "I can".

2  Play "Little frog".

3a Look and count.

3b  Look and listen.



3c  Look, listen and perform.

Ata-analar ushın

Perzentıńızge aldınǵı úyrenilgen úsh sabaqtı qayta kórip shıǵıwdı hám tákirarlaw sabaǵına tayarlıq kóriw kerek ekenligin aytıń.

Unit 13 Things we can do

Lesson 1 I can draw a cat.



Ata-analar ushin

Perzentińizden haywanlardı ádettegiden basqa reńler menen boyawdı hám olardıń qatnasıwında tap klasta ornlanǵanday gápler qurawın sorań. Máselen: *I can see a blue bear* (Men kók ayıwdı kóre alaman).



Unit 13 Things we can do



Lesson 2 I can count.

Ata-analar ushin



1-úyge tapsırma: Perzentińizden súwretler salıwdı, boyawdı, olar qatnasında klasta orınlaǵanday gápler qurawın sorań. Máselen: *I can draw a cow (Men sıyırdıń súwretin siza alaman). I have two cows (Meniń eki sıyırım bar).*



2-úyge tapsırma: Perzentińizden súwretti boyawdı orınlawın hám jil máwsimlerin súwretlew ushin gáplerdi eske túsiriwin sorań. Máselen: *It's spring (Házir báhár). It's green (Ol jasil). It's rainy (Jawınlı kún).*



Lesson 3 We can play.

1-úyge tapsırma: Perzentińizden klasta salǵan súwretin boyawdı sorań.


2-úyge tapsırma: Perzentińizden tórtmúyeshliktiń ishine ózine unaǵan súwretti salıwın sorań. Máselen: Jaqsı kórgen oyınshıǵı, ózine unaǵan jil máwsimi, ózine unaǵan haywandı hám t.b. Ózi salǵan súwretleri haqqında aytıp beriwin sorań. Máselen: «*I like spring.*» yamasa «*I like cars.*»




Revision 8

1 Sing a song.


2  Look, listen and tick.



















3 Look, find and count.



4 Look, listen and circle.



5  Play "Competition".

Unit 14 Fairy world

Lesson 1 I have a magic wand.

1   Play "Magic colours".



2   Play "Magic wand".



3  Look and do.

4  Play "I'm Jinn".

5  Play "Magic lamp".

6  Play "Magic box".




Unit 14 Fairy world

Lesson 2 Magic watermelon

1a Look and say.

1b Look, listen and say.



2 Perform and watch.


Unit 14 Fairy world

Lesson 3 Little Mook

1 Look and count.



2 Look and answer.



3 Look, listen and match.

Unit 14 Fairy world

Lesson 4 Let's play!

1  Look and say.



2 Perform and watch.



Ata-analar ushin

Perzentiñizge aldingi úyrenilgen úsh sabaqtı qayta kórip shıǵıwdı hám tákirarlaw sabaǵına tayarlıq kóriw kerek ekenligin aytıń.




Unit 14 Fairy world

Lesson 1 I have a magic wand.

Ata-analar ushin



Perzentirizden súwretli kestege qarawdı sorań hám hárbir súwret haqqında gápler qurawı kerek ekenligin aytır. Máselen: *I have a kite. It's red and yellow.* (Mende pátpelik bar. Onıń reńi qızıl hám sarı.)




Unit 14 Fairy world

Lesson 2 Magic watermelon

Ata-analar ushin

Perzentiñizge súwretlerdi boyawın, ertekti eske túsiriwin aytır. Máselen: *This is Peri. She's good. She has a magic wand. (Bul Perishte. Ol jaqsı. Onda sıyqırılı tayaqsha bar.)* Ertektegi súwretlerdi tártip penen nomerlep shıǵwına járdemlesir hám nege sonday nomerlengenini haqqında sáwbetlesir. Keyin súwretlerdi boyawǵa járdem berir.




Lesson 3 Little Mook

Ata-analar ushin

Perzentiñizden kishkene Muktir súwretin boyawdı hám ol haqqında tap klasta sóylegendey gáp qurawın sorañ. Máselen: *Little Mook has long ears. (Kishkene Muktir qulaqları uzın.)*

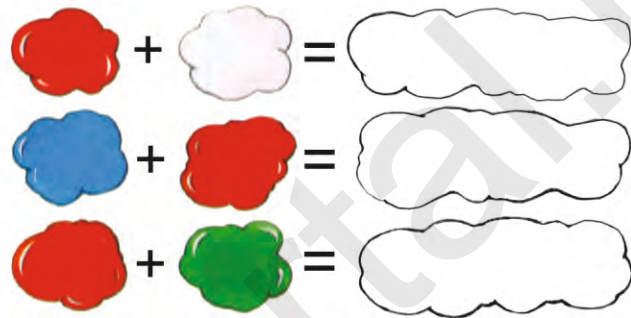
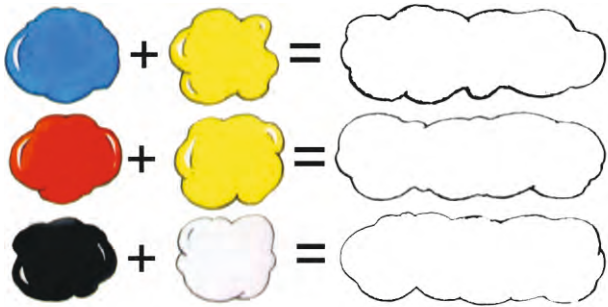
Eskertiw: *Keyingi sabaqqa haywanlardırn nıqabın alıp barıwı kerek ekenligin yadına salır.*



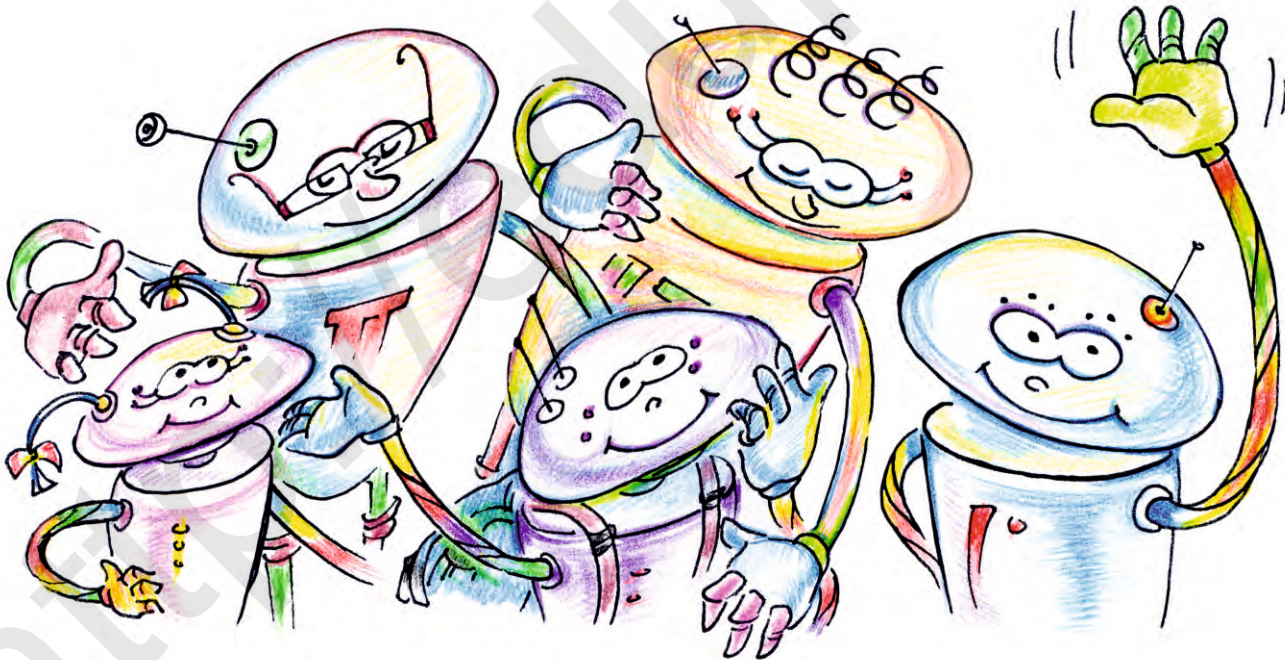
Revision 9

1 Sing a song.

2 Look, colour and say.



3 Look and say.



4  Look and do.

5  Play "True/False".

HÜRMETLI MUĞALLIMLER HÁM ATA-ANALAR!

Perzentlerimiz bizge hárdayım: bul ne, nege, ne ushin sıyaqlı sorawlar berip, dúnyanı úyrenip baradı... Bizlerdiń wazıypamız tek bul sorawlarǵa juwap beriwden ibarat bolmastan, perzentlerimizdi jáne de kóbirek sorawlar beriwge baǵdarlaw, olardıń dúnya qarastarı hám de aqlıy rawajlanıwın ósirip hám bayıtıp barıwına járdemlesiwden ibarat.

96—104-betlerde berilgen sorawlardı birinshi klass oqıwshıları túsiniwi, sorawlar beriwdi hám olarǵa juwaplar bere alıwdı úyreniwı kerek. «What's this?» (Bul ne?) sıyaqlı sorawlar ekinshi bólimnen baslap, sabaqlıqta bólimnen-bólimge tákirarlanıp baradı. «Is it a pen?» (Bul ruchka ma?) sıyaqlı sorawlarǵa «Yes. / No.» (Awa. / Yaq.) túrinde juwap beriwı jetkilikli ekenligine áhmiyet beriń.

Keyingi betlerde hárbir bólim ushin óz aldına berilgen materiallar sol bólim dawamında úyrenilgen sóz, sóz birikpeleri hám qurılımların óz ishine alǵan. Ondaǵı súwretli sóz hám gáplerdi kestelerdegi soraw hám juwaplarda paydalanıwıńız hám balalar menen inglis tilinde kóbirek shınıǵıw islewińız kerek.

Kestelerde juldızsha menen ajratıp berilgen ayırım qosımsha soraw hám juwaplar da keltirilgen. Siz bul sorawlardı balalardan sorawıńız múmkin. Balalar olardı qalay sorawdı úyreniwı shárt bolmasa da, olardı túsiniwi hám tiyisli juwap qaytara alıwı kerek. Máselen: Siz «Where is a pen?» (Ruchka qay jerde?) dep soraǵanıńızda perzentıńız óz ruchkasın kórsetiwı jetkilikli.

Sonıń menen birge kesteler hám de súwretlerdiń qasında berilgen inglis tilindegi gáp, sóz hám sóz dizbekleriniń transkripciyasın oqıwdan aldın tómede keltirilgen qaǵıydalar, fonetikalıq maǵlıwmatlar menen jaqsılap tanısıp shıǵıwı, inglis tilindegi ayırım seslerdi (ásirese [θ], [ð], [v], [w], [i:], [ɔ:], [ɑ:], [u:], [ɜ:], [æ], [eə], [ʊə]) aytıwda qıyınshılıq sezseńız, olar haqqında muǵallimnen járdem sorasańız maqsetke muwapıq boladı.

Inglis tiliniń dawıslı hám dawıssız sesleri

Inglis tili alfaviti 26 háripten ibarat bolıp, olardan 20 sı dawıssız (b, c, d, f, g, h, j, k, l, m, n, p, q, r, s, t, v, w, x, z), 6 wı bolsa dawıslı (a, e, i, o, u, y) háripler esaplanadı. Bul dawıslı hám dawıssız háripler jámi bolıp 44 (24 dawıssız hám 20 dawıslı) sestı beredi.

Bul seslerdi tómendegi salıstırmalı keste arqalı qaraqalpaq tilindegi bar sesler menen salıstırıp, ańsat ǵana úyrenip alıwıńız hám usı kitaptaǵı inglis tilindegi sózlerdiń transkripciyasın oqıw hám de inglis tilinde durıs aytıw imkaniyatına iye bolıwıńız múmkin.

Sózlerdiń transkripciyası orta [] qawsırmalar ishinde berilgen. Transkripciyada tiykarǵı pát ['] (máselen: cabbage [ˈkæbɪdʒ]), ekilemshı, yaǵnıy kúshsizlew pát bolsa [,] belgisi menen berilgen (máselen: engineer [ˌendʒɪˈnɪə]).

Inglis hám qaraqalpaq tilindegi dawıslı seslerdiń salıstırmalı kestesı

Inglis tilindegi dawıssız sesler	Qaraqalpaq tilindegi uqsas sesler	Inglis tilindegi dawıssız sesler	Qaraqalpaq tilindegi uqsas sesler
[p] p lum [plʌm]	p erde	[s] s un [sʌn]	s álem
[b] b ath [bɑːθ]	b áhár	[z] z oo [zuː]	z at
[t] t ell [tel]	t al	[ʃ] sh ip [ʃɪp]	sh arf
[d] d rop [drɒp]	d úkan	[ʒ] treasure [ˈtreʒə]	j urnal
[k] k ing [kɪŋ]	k itap	[h] h ot [hɒt]	h árre
[g] g et [get]	g úl	[m] m y [maɪ]	m ektep
[tʃ] ch ip [tʃɪp]	ch empion	[n] n ew [njuː]	n abat
[dʒ] j ump [dʒʌmp]	kolle dj	[ŋ] sing [sɪŋ]	ta ń
[f] f un [fʌn]	f artuk	[l] l ake [leɪk]	l ala
[v] v ase [vɑːz]	v aza	[r] r ole [rəʊl]	r emen*** ³
[θ] th ink [θɪŋk]	*** ¹	[j] y ear [jɪəː]	e rik
[ð] th at [ðæt]	*** ²	[w] w ing [wɪŋ]	w aqıt*** ⁴

*****Túsindirme:**

1) Inglis tilinde «th» háripler birikpesi geyde [θ] sesin, geyde [ð] sesin beredi. [θ] sesi qaraqalpaq tilindegi «s» sesine sáykes kelse de, ol biraz basqasharaq aytiladi. Ol tis aralıǵı sesi esaplanadi. Demek, [θ] sesin aytıw ushın til ushı tiser arasına keltirilip, hawa dawıssız shıǵarıladi. [θ] sesin qaǵıydaǵa muwapıq durıs aytıw hám ol qaraqalpaq tilindegi «s» sesindey aytılmawı kerek. Keri jaǵdayda, pútkilley basqa mániske iye sózdi ańlatıwı múmkin. Salıstırıń: **think** (oylaw) — **sink** (shógiw); **thin** (juqa, jıńshke) — **sin** (gúna);

2) [ð] sesi bolsa qaraqalpaq tilindegi «z» sesine sáykes kelse de, onnan biraz ózgeshelikke iye. Ol da tis aralıǵı sesi esaplanadi. Sonıń ushın, [ð] sesin aytqanda til ushı tis aralıǵına keltiriledi hám hawa dawıslı bolıp shıǵadı;

3) Inglis tilindegi [r] sesi qaraqalpaq tilindegi «r» dirildewik sesinen ózgeshe aytiladi. Inglis tilindegi [r] sesi tańlay jumsaq sesi esaplanadi, yaǵnıy ol tildiń ushın tańlayǵa kóterip, onı dirildetpesten aytiladi;

4) Inglis tilindegi [w] sesi de qaraqalpaq tilindegi «v» sesinen ózgeshe aytiladi. Inglis tilindegi [w] sesi qaraqalpaqsha «v» sesinen pariqlı erinlenbegen. Ol erinlerdi sozıp, dóńgelek payda etiw arqalı aytiladi. [w] sesi qaǵıydaǵa muwapıq durıs aytıw hám onı qaraqalpaq tilindegi «v» sesindey aytılmawı kerek. Kerisinshe, basqa mánige iye sóz aytilǵan boladi. Salıstırıń: **w**est (batis) — **v**est (mayka; jeńsiz).

Inglis hám qaraqalpaq tilindegi dawıslı seslerdiń salıstırmalı kestesi

Inglis tilindegi dawıslı sesler	Qaraqalpaq tilindegi uqsas sesler	Inglis tilindegi dawıslı sesler	Qaraqalpaq tilindegi uqsas sesler
[i:] each [i:tʃ]	*** ¹	[ɜ:] learn [lɜ:n]	*** ¹
[ɪ] its [ɪts]	iyne	[ə] river [ˈrɪvə]	jeti
[e] leg [leg]	qálem	[eɪ] say [seɪ]	mine key! (kórsetiw)
[æ] bag [bæɡ]	*** ^{2a}	[əʊ] go [ɡəʊ]	telesh ou
[ɑ:] car [kɑ:]	*** ¹	[aɪ] fine [faɪn]	shay
[ɒ] top [tɒp]	top	[aʊ] cloud [klaʊd]	pauza
[ɔ:] forty [ˈfɔ:ti]	*** ¹	[ɔɪ] coin [kɔɪn]	moyın
[ʊ] good [ɡʊd]	sumka	[ɪə] here [hɪə]	shiyе
[u:] rule [ru:l]	*** ¹	[eə] chair [tʃeə]	*** ^{2b}
[ʌ] cut [kʌt]	qant	[ʊə] usual [ˈju:ʒʊə]	*** ^{2d}

*****Túsindirme:**

1) Inglis tilinde sozımlı sesler [:] transkripciya belgisi menen kórsetiledi. Qaraqalpaq tilinde [i:], [ɔ:], [ɑ:], [u:] hám [ɜ:] sıyaqlı sozımlı sesler joq. Biraq tómendegi sesler sozıp oqılsa, olardıń aytilıwın uqsatıw múmkin: **iyne** [ɪ] — **iiyne** [i:]; **top** [ɒ] — **toop** [ɔ:]; **bas** [ʌ] — **baas** [ɑ:]; **bul** [ʊ] — **buul** [u:]; **jeti** [ə] — **jetii** [ɜ:];

2) qaraqalpaq tilinde [eə] hám [ʊə] sıyaqlı sesler de joq. Sonıń ushın olardı aytıw oqıwshılar ushın biraz qıyınshılıq tuwdırıwı tábiyiy. Bul seslerge tómendegishe anıqlama beriw múmkin:

a) [æ] sesi [a] hám [e] sesleri birigiwinen quraladi. Ol qaraqalpaq tilindegi «e» sesine uqsas, biraq [æ] sesin aytıw ushın ápiwayı «e» niń aytilıwına qaraǵanda keńlew ashıladi;

b) [eə] sesi [e] hám [ə] sesleri birigiwinen quraladi. [eə] sesin aytıw ushın [e] sesinen baslap, [ə] sesi menen tamamlawımız kerek;

d) [ʊə] sesi [ʊ] hám [ə] sesleri birigiwinen quraladi. [ʊə] sesin aytqanıwızda [ʊ] sesinen baslap, [ə] sesi menen tamamlawımız kerek.

Unit 1 Greetings

Questions (Sorawlar)	Answers (Juwaplar)
What's your name? [ˈwɒts jɔː ˈneɪm] Siziń atırız kim?	My name is Jasur. [maɪ ˈneɪm ɪz dʒɑːsʊr] Meniń atım Jasur.
How are you? [ˈhaʊ ˈɑː juː] Awhalıńız qalay?	Great./OK. [greɪt/əʊkeɪ] Zor./Hámmesi jaqsı.
Where are you from? [ˈweərə ˈjuː frɒm] Siz qay jerdensiz?	I'm from Nukus. [aɪm frɒm nukus] Men Nókistenmen.



Good morning.
[ɡʊd ˈmɔːnɪŋ]
Qayırılı tań.

Hello. How are you?
[heˈləʊ. ˈhaʊ ˈɑː juː]
Sálem. Awhalıńız qalay?

So-so. [səʊ səʊ]
Jaman emes.

OK. [əʊkeɪ]
Hámmesi jaqsı.

Good. [ɡʊd] Jaqsı.

Great! [greɪt] Zor!



Unit 2 I'm in class 1.

Questions (Sorawlar)	Answers (Juwaplar)
How old are you? [ˈhaʊ əʊld ˈɑː juː] Jasińız neshede?	I'm 7. [aɪm ˈsevn] Men 7 jastaman
Is it a pen? [ɪz ɪt ə ˈpen] Bul ruchkama?	Yes./No. [jes / nəʊ] Awa./Yaq.
What's this? [ˈwɒts ðɪs] Bul ne?	It's a pen. [ɪts ə ˈpen] Bul ruchka.
Where is the pen? (Show.)* [ˌweəz ðə ˈpen] Ruchka qay jerde? (Kórsetiń.)	(Pupil shows or points.)* (Oqıwshı barmağı menen kórsetedi.)



one [wʌn]
bir



six [sɪks] altı



two [tuː]
eki



seven
[ˈsevn] jeti



three [θriː]
úsh



eight [eɪt]
segiz



four [fɔː]
tórt



nine [naɪn]
toǵız



five [faɪv]
bes



ten [ten]
on

pen [pen]
ruchka

pencil [ˈpensl]
qálem

copybook
[ˈkɒpɪbʊk]
dápter

book
[bʊk]
kitap

bag
[bæɡ]
sumka



ruler [ˈruːlə]
sızǵısh



Unit 3 My family

Questions (Sorawlar)	Answers (Juwaplar)
Who is this? [ˈhuː ɪz ðɪs] Bul kim?	This is my mother. [ðɪs ɪz maɪ ˈmʌðə] Bul meniń anam.
What's his name? [ˈwɒts hɪz ˈneɪm] Onıń atı kim?	His name's Rustam. [hɪz ˈneɪmz rʊsˈtʌm] Onıń atı Rústem.
What's her name? [ˈwɒts hɜː ˈneɪm] Onıń atı kim?	Her name's Sevara. [hɜː ˈneɪmz sevʌrʌ] Onıń atı Sevara.

family [ˈfæmɪli] shańaraq

father [ˈfɑːðə] áke

mother [ˈmʌðə] ana




baby [ˈbeɪbi]
gódek/ náreste

sister [ˈsɪstə] apa /sińli

brother [ˈbrʌðə] aǵa /ini

Unit 4 My friend

Questions (Sorawlar)	Answers (Juwaplar)
Who is your friend?* [ˈhuː ɪz jɔː ˈfrend] Siziń dostıńız kim?	Jasur. [dʒʌˈsʊr] Jasur.
How old is he?* [haʊ əʊld ˈɪz hiː] Onıń jası neshede?	He's 7.* [hiːz ˈsevɪn] Ol 7 jasta.
How old is she?* [haʊ əʊld ˈɪz ʃiː] Onıń jası neshede?	She's 6.* [ʃiːz ˈsɪks] Ol 6 jasta.



I'm a boy. [aɪm ə ˈbɔɪ]
Men ul balaman.
She's a girl. [ʃiːz ə ˈgɜːl]
Ol qız bala.



I'm a girl. [aɪm ə ˈgɜːl]
Men qız balaman.
He's a boy. [hiːz ə ˈbɔɪ]
Ol ul bala.

Unit 5 Toys and colours

Questions (Sorawlar)	Answers (Juwaplar)
What's this? ['wɒts ðɪs] Bul ne?	It's a car. [ɪts ə 'kɑ:] Bul avtomobil.
What colour is it? ['wɒt 'kɒlə ɪz ɪt] Oniñ reñi qanday?	It's blue. [ɪts 'blu:] Oniñ reñi kók.
Is it a doll? [ɪz ɪt ə 'dɒl] Ol quwirshaq pa?	Yes./No. [jes / nəʊ] Awa./Yaq.

toy [tɔɪ] oyinshiq

black [blæk] qara

brown [braʊn] qoñir

purple ['pɜ:pəl] siya reñ

blue [blu:] kók

pink [pɪŋk] ashıq qızıl

grey [greɪ] kúlreñ

white [waɪt] aq

orange ['ɒrɪndʒ] qızgısh sarı

plane [pleɪn] samolyot

ball [bɔ:l] top

teddy bear ['tedɪbeə] jumsaq ayıw

car [kɑ:] avtomobil

doll [dɒl] quwirshaq

train [treɪn] poezd

Unit 6 Parts of the body

Questions (Sorawlar)	Answers (Juwaplar)
What's this? ['wɒts ðɪs] Bul ne?	It's a head. [ɪts ə 'hed] Bul bas.
Is this a head? [ɪz ðɪs ə 'hed] Bul bas pa?	Yes. (Yes, it is./No. (No, it isn't.) [jes. ('jes ɪt 'ɪz) / nəʊ. ('nəʊ ɪt 'ɪznt)] Awa (bul bas)./Yaq (bul bas emes).
What can fly?* ['wɒt kæn 'flaɪ] Ne zat usha aladı?	A kite.* [ə 'kaɪt] Pátpelek.
Who can swim?* ['hu: kæn 'swɪm] Kim júze aladı?	Jasur.* [dʒɑ'sʊr] Jasur.

fly [flaɪ] ushiw

run [rʌn] juwiriw

jump [dʒʌmp] sekiriw

right [raɪt] oñ

hand [hænd] qol

nose [nəʊz] murin

head [hed] bas

eye [aɪ] kóz

mouth [maʊθ] awız

left [left] shep

leg [leg] ayaq

climb [klaɪm] órmelep shıgıw

swim [swɪm] júziw

go [gəʊ] júriw

Unit 7 Seasons

Questions (Sorawlar)	Answers (Juwaplar)
Is it summer? [ɪz it 'sʌmə] Jaz máwsimi me?	Yes. (Yes, it is.)/No. (No, it isn't.) [jes. ('jes it 'ɪz) / nəʊ. ('nəʊ it 'ɪznt)] Awa (jaz máwsimi). / Yaq (jaz máwsimi emes).
Why do you like spring?* ['waɪ du: ju: 'laɪk 'sprɪŋ] Ne ushin báhárdi unatasız?	It's warm.* [ɪts 'wɔ:m] Sebebi kún jilli boladi.
What colour is winter? ['wɒt 'kʌlər ɪz 'wɪntə] Qistirí reńi qanday?	White. [waɪt] Aq (reń).
Is it hot? [ɪz it 'hɒt] Hawa issi ma?	Yes. (Yes, it is.)/No. (No, it isn't.) [jes. ('jes it 'ɪz) / nəʊ. ('nəʊ it 'ɪznt)] Awa (issi). / Yaq (issi emes).



winter

['wɪntə] qis

spring

['sprɪŋ] báhár



cold

[kəʊld] suwıq

warm

['wɔ:m] jilli

hot

[hɒt] issi

cool

[ku:l] salqın

stand up ['stænd 'ʌp]

turiw

sit down ['sɪt 'daʊn]

otırıw

New year [ˌnju: 'jɪr]

Jańa jil

New year tree [ˌnju: 'jɪə 'tri:]

jańa jil yolkası

snowman ['snəʊmən]

qarbaba

Father Frost [ˌfɑ:ðə 'frɒst]

Qarbaba

autumn

['ɔ:təm] gúz

summer

['sʌmə] jaz

Unit 8 The world around us

Questions (Sorawlar)	Answers (Juwaplar)
What's the weather? ['wɒts ðə 'weðə] Hawa rayı qanday?	It's sunny. [ɪts 'sʌni] Hawa ashıq.
Can you skate?* [kən ju: 'sketɪ] Siz konkide usha alasız ba?	Yes./No.* [jes / nəʊ] Awa./Yaq.
Is it sunny? [ɪz it 'sʌni] Kún quyashlı ma?	Yes. (Yes, it is.)/No. (No, it isn't.) [jes. ('jes it 'ɪz) / nəʊ. ('nəʊ it 'ɪznt)] Awa (quyashlı)./Yaq (quyashlı emes).



cloudy

['klaʊdi] bultli



rainy


['reɪni] jawınlı

hockey

['hɒki] xokkey

fly a kite ['flaɪ ə 'kaɪt]

pátpelek ushırıw



snowy

['snəʊi] qarlı



sunny

['sʌni] quyashlı



ski [ski:]

shańgıda ushiw

skate [sketɪ]

konkide ushiw



jump

a rope


['dʒʌmp ə 'rəʊp] jipte sekiriw

football ['fʊtbɔ:l] futbol

Unit 9 Domestic animals

Questions (Sorawlar)	Answers (Juwaplar)
What's this? ['wɒts ðɪs] Bul ne?	It's a rabbit. [ɪts ə 'ræbɪt] Bul qoyan.
What colour is the sheep? ['wɒt 'kʌlər ɪz ðə 'ʃi:p] Qoydın reñi qanday?	It's brown. [ɪts 'braʊn] Onıñ reñi qoñır.


domestic animals [də'mestɪk 'æniməlz] úy haywanları



Unit 10 Wild animals

Questions (Sorawlar)	Answers (Juwaplar)
What can you do?* ['wɒt kən ju: 'du:] Siz ne isley alasız?	I can run.* [aɪ kən 'rʌn] Men juwıra alaman
Can you jump?* [kən ju: 'dʒʌmp] Siz sekire alasız ba?	Yes./No.* [jes / nəʊ] Awa./Yaq.
What colour is the crocodile?* ['wɒt 'kʌlər ɪz ðə 'krɒkədəɪl] Krokodıldın reñi qanday?	It's green.* [ɪts 'grɪ:n] Onıñ reñi jasıl.

wild animals ['waɪld 'æniməlz] jabayı haywanlar



Unit 11 Vegetables

Questions (Sorawlar)	Answers (Juwaplar)
Is it a cucumber? [ɪz ɪt ə 'kju:kʌmbə] Bul qiyar ma?	Yes. (Yes, it is.)/No. (No, it isn't.) [jes. ('jes ɪt 'ɪz) / nəʊ. ('nəʊ ɪt 'ɪznt)] Awa (qiyar)./Yaq (qiyar emes).
What's this? ['wɒts ðɪs] Bul ne?	It's a carrot. [ɪts ə 'kærət] Bul geshir.

vegetables [ˈvedʒɪtəblz] paliz ónimlari

potato [pə'teɪtəʊ] kartoshka

cabbage ['kæbɪdʒ] kapusta

tomato [tə'mɑ:təʊ] pomidor

carrot ['kærət] geshir

eggplant ['egplɑ:nt] baklajan

onion ['ʌnjən] piyaz

cucumber ['kju:kʌmbə] qiyar

pepper ['pepə] burish

pumpkin ['pʌmpkɪn] asqabaq

11 eleven [ɪ'velɪn] on bir

12 twelve ['twelv] on eki

20 twenty ['twenti] jigirma

30 thirty ['θɜ:ti] otiz

40 forty ['fɔ:ti] qirq

50 fifty ['fɪfti] eliw

Unit 12 Fruit

Questions (Sorawlar)	Answers (Juwaplar)
Is it fruit? [ɪz ɪt 'fru:t] Bul miywe me?	Yes. (Yes, it is.)/No. (No, it isn't.) [jes. ('jes ɪt 'ɪz) / nəʊ. ('nəʊ ɪt 'ɪznt)] Awa (miywe)./Yaq (miywe emes).
What's this? ['wɒts ðɪs] Bul ne?	It's a banana. [ɪts ə bə'nɑ:nə] Bul banan.

fruit [fru:t] miyweler

peach [pi:tʃ] shabdāl

apple ['æpl] alma

grapes ['greɪps] júzim

strawberry ['strɔ:bəri] qulpinay

cherry ['tʃeri] shiye

banana [bə'nɑ:nə] banan

pear [peə] almurt

orange ['ɒrɪndʒ] apelsin

apricot ['eɪprɪkɒt] erik

watermelon ['wɔ:tə,melən] gərbiz

13 thirteen [θɜ:'ti:n] on úsh

14 fourteen [fɔ:'ti:n] on tórt

15 fifteen [fɪfti:n] on bes

16 sixteen [sɪks'ti:n] on alti

17 seventeen [sev'n'ti:n] on jeti

18 eighteen [eɪ'ti:n] on segiz

19 nineteen [naɪn'ti:n] on toǵız

20 twenty ['twenti] jigirma

Unit 13 Things we can do

Questions (Sorawlar)	Answers (Juwaplar)
Can you draw? [kən ju: 'drɔ:] Siz súwret sala alasis ba?	Yes./No. [jes / nəʊ] Awa./Yaq.
Can you count? [kən ju: 'kaʊnt] Siz sanay alasis ba?	Yes./No. [jes / nəʊ] Awa./Yaq.
Do you like spring? [du: ju: 'laɪk 'sprɪŋ] Siz báhárdi unatasiz ba?	Yes. (Yes, I do.)/No. (No, I don't.) [jes. (jes aɪ 'du:) / nəʊ. (nəʊ aɪ 'dəʊnt)] Awa (unaydi). /Yaq (unamaydi).



rainbow [reɪnbəʊ] ayqulaq

see [si:] kóriw
draw [drɔ:] siziw
count [kaʊnt] sanaw
like [laɪk] unatiw

flower [flaʊə] gúl

Unit 14 Fairy world

Questions (Sorawlar)	Answers (Juwaplar)
Do you like fairy tales? [du: ju: 'laɪk 'feəri teɪlz] Siz erteklerdi unatasiz ba?	Yes. (Yes, I do.)/No. (No, I don't.) [jes. (jes aɪ 'du:) / nəʊ. (nəʊ aɪ 'dəʊnt)] Awa (unaydi). / Yaq (unamaydi).
Is she good? (bad) [ɪz ʃi: 'gʊd / bæd] Ol jaqsı ma (jaman ba)?	Yes. (Yes, she is.)/No. (No, she is not.) [jes. (jes ʃi: 'ɪz) / nəʊ. (nəʊ ʃi: 'ɪznt)] Awa (awa, jaqsı (jaman))/Yaq (yaq, jaqsı emes (jaman)).
Is it big? [ɪz ɪt 'bɪg] Ol úlken be?	Yes. (Yes, it is.)/No. (No, it is not.) [jes. (jes ɪt 'ɪz) / nəʊ. (nəʊ ɪt 'ɪznt)] Awa (awa. úlken)/Yaq (yaq, úlken emes).



magic wand
[ˌmædʒɪk 'wɒnd]
siyqirli tayaqsha

magic lamp
[ˌmædʒɪk 'læmp]
siyqirli shira



good [gʊd] jaqsı
bad [bæd] jaman
big [bɪg] úlken

short [ʃɔ:t] kelte
long [lɒŋ] uzın
tail [teɪl] quyırıq